



54834
CARRO DE FERRAMENTAS DE 7 GAVETAS VERDE - EQUIPADO
ESPECIFICAÇÕES TÉCNICAS

Peças	154
Material	Acero/Steel
Gavetas	7
Medidas da gaveta pequena	400x554x74mm
Dimensões gaveta grande	400x554x151mm
Capacidade da gaveta pequena	35Kg
Capacidade da gaveta grande	45Kg
Capacidade de carga do tabuleiro superior	55Kg
Peso	45,10Kg
Dimensões (CxLxA)	757x453x807mm


INCLUI
14296 MÓDULO DE 108 PEÇAS COM SOQUETES HEXAGONAIS COM ACABAMENTO EM FIBRA DE CARBONO

14297 MÓDULO EVA COM CHAVES COMBINADAS, 25 PEÇAS


17775 CHAVE DE FENDAS, ALICATE E MÓDULO DE CHAVES ALLEN


DESMONTAGEM DOS MÓDULOS



	1/2"	x17	10, 11, 12, 13, 14, 15, 16, 17, 18, 19, 20, 21, 22, 24, 27, 30, 32mm
	1/4"	x13	4, 4.5, 5, 5.5, 6, 7, 8, 9, 10, 11, 12, 13, 14mm
	1/2"	x5	14, 15, 17, 19, 22mm
	1/4"	x8	6, 7, 8, 9, 10, 11, 12, 13mm
	1/2"	x8	E10, E11, E12, E14, E16, E18, E20, E24
	1/4"	x5	E4, E5, E6, E7, E8
		x2	1/2" - 1/4"
	1/2"	x2	125, 250mm
	1/4"	x2	50, 100mm
		x2	
	1/2"	x1	
	1/2"	x2	16, 21mm
		x3	1.5, 2, 2.5mm

		x2	PH1, PH2
		x2	PZ1, PZ2
	1/4"	x4	3, 4, 5, 6mm
		x3	SL4, SL5.5, SL6.5
		x8	T8, T10, T15, T20, T25, T27, T30
		x2	PH3, PH4
		x2	PZ3, PZ4
	8mm	x5	7, 8, 10, 12, 14mm
		x3	SL8, SL10, SL12
		x5	T40, T45, T50, T55, T60
		x1	1/4"
		x1	1/4"
		x1	8mm



	x8	6x7, 8x9, 10x11, 12x13, 14x15, 16x17, 18x19, 20x22mm
	x12	6, 7, 8, 10, 11, 12, 13, 14, 15, 17, 19, 22mm



	x5	SL3x75, 4x75, 5.5x125, 6.5x150, 8x200
	x3	PH1x100, 2x100, 3x150
	x9	1.5, 2, 2.5, 3, 4, 5, 6, 8, 10mm
	x1	175mm
	x1	240mm
	x1	180mm
	x1	200mm