


SERIE525

MODULAR FURNITURE SET (6PCS) - EXTENSION WITH CABINET WITH 2 DOORS (REF.16500)

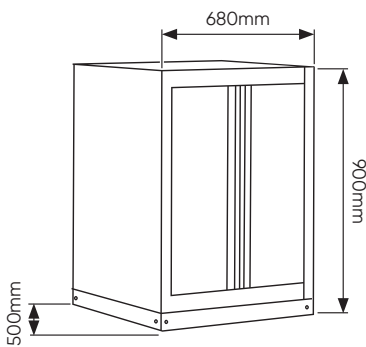


IT CONTAINS

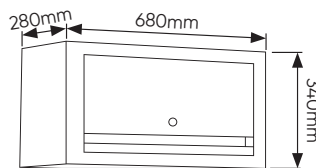
x1	16494	WALL CABINET (REF. 54327)
x1	16497	MDF BOARD 680X500X38MM (REF. 16627/16628/16500)
x2	16498	PEG BOARD 680X340X25MM (REF.54327)
x1	16500	CABINET WITH 2 DOORS (REF.54327)
x2	16561	SUPPORT BAR (REF.54327)

COMPONENTS

16494




16494

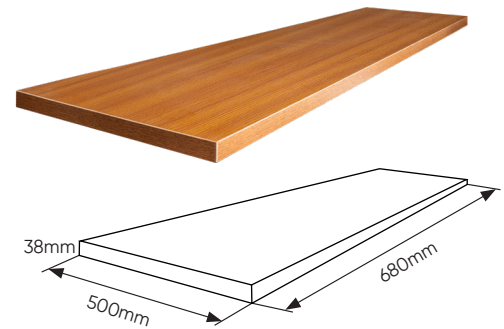


16498

338x25x680mm



16497



16561



COMPONENTS

SERIE525

