

**PERCEPTION OF MEDICAL STUDENTS OF EITHER GENDER REGARDING MBBS  
AS A CAREER**

**Udasi Krishna Dinesh<sup>1</sup>, Saurabh Aditya Sameer<sup>2</sup> and Dr. Srabani Bhattacharya<sup>3\*</sup>**

<sup>1,2</sup>MBBS STUDENT, Rajiv Gandhi Medical College and CSM Hospital, Thane, Maharashtra, India.

<sup>3</sup>Professor and Head of Physiology Department, Rajiv Gandhi Medical College and CSM Hospital, Thane, Maharashtra, India.

**\*Corresponding Author: Dr. Srabani Bhattacharya**

Professor and Head of Physiology Department, Rajiv Gandhi Medical College and CSM Hospital, Thane, Maharashtra, India.

Article Received on 04/06/2021

Article Revised on 25/06/2021

Article Accepted on 16/07/2021

**ABSTRACT**

This cross sectional interview-based study was performed among 208 MBBS Students who had enrolled for the MBBS course in Medical colleges across India. Among the medical students who participated in the study, males=52.41% and females= 47.6%. Age: 18 years=29.80%, 19 years=35.57%, 20 years=22.59%, 21 years=8.2%, 22 years=1%, 23 years=1.4%, 24 years=1.4%. First year participants= 76%, Second year =21.2%, Third year= 1.4%, Final year= 0.5 %, Intern=1%. As a Medical student on a scale, majority (25%) were 8 point score. Medical subjects interesting =89.4%. 28.8% students were curious about pathological or surgical or curative basis of medicine. Regarding the satisfaction of the concerned medical college and medical education, answer yes=75%.

**KEYWORDS:** MBBS Career, Medical Students, Medical Colleges in Maharashtra.

**INTRODUCTION**

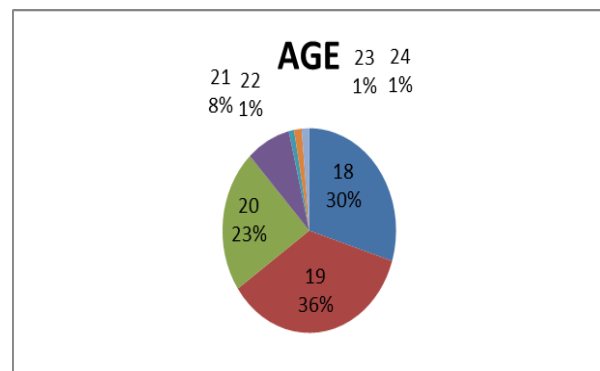
Medical Profession is the most essential and one amongst the top most profession in the modern society. To become a doctor is the most ambitious profession among most of the children.<sup>[1]</sup> To enter into the medical field, MBBS (Bachelor of Medicine and Bachelor of Surgery), one has to clear a tough competitive entrance examination and thereafter the selection into the Medical College. But many of the students choose their career because of parental pressure and to fulfill their parents' wish. To become an eminent doctor, one has to work very hard during undergraduate and postgraduate level. One should have passion towards the profession. Medical practice is regarded as a noble profession since it provides an opportunity to serve the people in need.<sup>[2]</sup> This profession itself is demanding, it is desirable that highly motivated students join.

**MATERIAL AND METHODS**

This cross sectional study was conducted by administering a pre-tested and pre-validated questionnaire via Google forms to the participants. The study was conducted on the medical students who enrolled in medical colleges across India. The participants' age was 18 years and above, of either gender. Statistical Calculations were adapted to Microsoft Excel Spreadsheet.

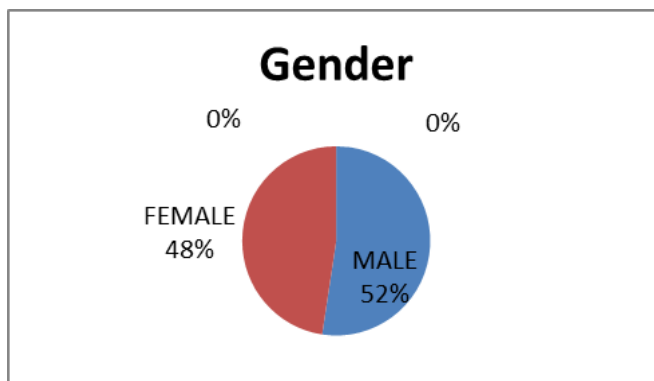
**RESULTS AND DISCUSSION**

Age	Number of Participants	Percentage
18	62	29.80
19	74	35.57
20	47	22.59
21	17	8.2
22	2	1
23	3	1.4
24	3	1.4



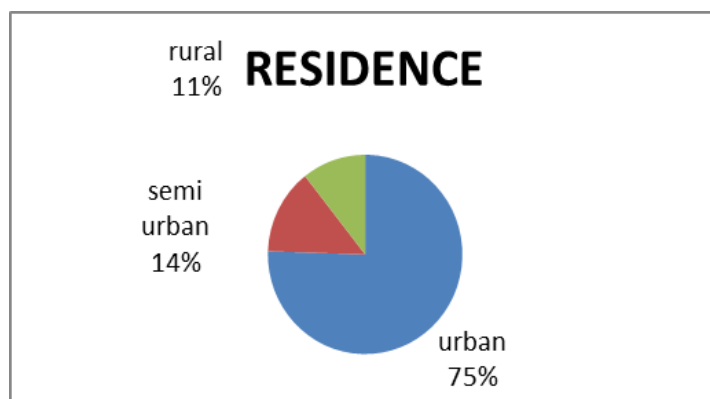
**GENDER**

	Number of Participants	Percentage
MALE	109	52.4
FEMALE	99	47.6



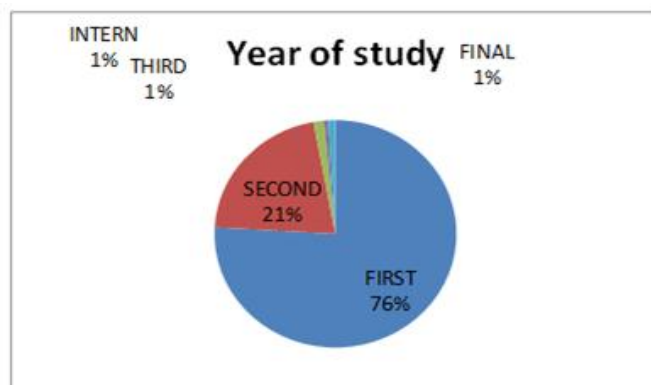
**REGION OF RESIDENCE**

	Number Of Participants(out of 208)	Percentage
URBAN	157	75.5
SEMI URBAN	29	13.9
RURAL	22	10.6



**Year Of Study**

	Number Of Participants (out of 208)	Percentage
FIRST YEAR	158	76
SECOND YEAR	44	21.2
THIRD YEAR	3	1.4
FINAL YEAR	1	0.5
INTERN	2	1



**TOTAL NUMBER OF PARTICIPANTS- 208**

PARAMETER	PERCENTAGE
AGE	
18	29.80
19	35.57
20	22.59
21	8.2
22	1
23	1.4
24	1.4
GENDER	
MALE	52.4
FEMALE	47.6
REGION OF RESIDENCE	
URBAN	75.5
SEMI URBAN	13.9
RURAL	10.6
YEAR OF STUDY	
FIRST	76
SECOND	21.2
THIRD	1.4
FINAL	0.5
INTERN	1

**How are you feeling as a medical student currently on a scale of 1-10? (10 being ecstatic and 1 expressing utter disappointment)**

SCORE	PERCENTAGE
1	4.3
2	1.4
3	4.8
4	2.4
5	8.7
6	6.3
7	19.7
8	25
9	13
10	14.4

**Was medicine your first and only career choice ever?**

ANSWER	PERCENTAGE
YES	55.8
NO	44.2

**Are you finding your medical subjects interesting?**

ANSWER	PERCENTAGE
YES	89.4
NO	10.6

**What aspect of medicine interests you the most or what attracted you the most?**

ANSWER	PERCENTAGE
curious about working of human body	21.6
curious about pathological or surgical or curative basis of medicine	28.8
dignity and respect attached to the profession	15.4
societal basis of regarding doctors/surgeons as dignified personalities	11.1
serving the society with the advantages that come with being a physician	5.8
Satisfactory when providing treatment	12
Others	5.3

Do you think it is justifiable if a person chooses medicine because of reasons other than his/her interest in the same?	
YES	43.8
NO	56.3
Have you done so?	
YES	24.5
NO	75.5
Do you think someone who does the same can become a successful doctor/surgeon too? (again in reference to the previous questions)	
YES	66.8
NO	33.2

Was there any parental pressure involved when you chose medicine?	
	PERCENTAGE
YES	16.8
NO	83.2

Is there any doctor/surgeon in your family?	
	PERCENTAGE
YES	31.7
NO	68.3
Was that one of the factors you chose medicine?	
	PERCENTAGE
YES	39.9
NO	60.1

Was/Is there any doctor / surgeon you are inspired by?	
	PERCENTAGE
YES	59.1
NO	40.9

Personally, was economic stability and well being one of the driving factors you chose this career?	
	PERCENTAGE
YES	64.9
NO	35.1

Are you satisfied with your medical college and medical education overall?	
	PERCENTAGE
YES	75
NO	25

How confident are you about the medical training you've received so far on a scale of 1-10? (10 being Adequately confident and 1 being underconfident)	
	PERCENTAGE
1	3.8
2	2.4
3	2.4
4	8.2
5	10.1
6	5.8
7	17.3
8	26
9	12
10	12

Tick the qualities that you have inculcated so far and that will help you as a doctor/surgeon	
	PERCENTAGE OF PEOPLE WHO TICKED THIS
empathy	65.4
Effective communication –both verbal and non verbal	65.9
analytical thinking	61.1
good decision making skills	54.8
presence of mind	63
adequate knowledge of the field	43.3
others	15.4

Are you well aware of what lies ahead in this career for you?	
	PERCENTAGE
YES	67.8
NO	32.2

Are you well aware of all the responsibilities that come with this profession?	
	PERCENTAGE
YES	88
NO	12

Are you realizing and considering it a privilege to be able to affect lives positively?	
	Percentage
Yes	95.2
No	4.8

Is there a change in opinion about medicine and health professionals after you've actually entered med school?	
	Percentage
Yes	61.5
No	38.5

Have you felt that other career options provide early stability as compared to medical professionals?	
	Percentage
Yes	74.5
No	25.5

Do you have any plans which if implemented would help health system grow ?	
	Percentage
Yes	54.8
No	45.2

Do you think medicine is the best or most appropriate career option for you?	
	Percentage
Yes	80.8
No	19.2

Do you often rethink about your decision of choosing this field?	
	Percentage
Yes	36.5
No	63.2

If given a chance would you reconsider this decision and choose another field?	
	Percentage
Yes	17.8
No	82.2

Are you considering changing your field after graduating as a doctor?	
	Percentage
Yes	13.9
No	86.1

Are you considering to practice as a doctor after graduation?	
	Percentage
Yes	88.5
No	11.5

Are you considering something other than practising after medical graduation? if yes, what?	
	Percentage
Civil services	10.6
Management courses	1.9
Clinical research	9.6
Professorship	1.9
Medical writing	1.9
Others not related to medicine	8.2
Not considering	65.9

Are you willing to work and/or study abroad after graduating?	
	Percentage
Yes	59.6
No	40.4

Do you think even after long years of studying and practicing, Medical graduates are being paid less comparatively all over the world?	
	Percentage
Yes	77.9
No	22.1

If you are planning for post graduation studies what speciality would you like to pursue?	
	Percentage
General surgery	40.4
Dermatology	3.8
Radiology	7.2
Obs and gyn	6.7
ENT	0.5
Ophthalmology	1
Pediatrics	6.7
Internal medicine	10.6
others	23.1

Do you think any of your personal life aspect will be affected because of you being a health care professional?	
	Percentage
Yes	77.4
No	22.6

Are you getting time for developing and/or pursuing other interests or hobbies?	
	Percentage
Yes	45.2
No	54.8

Considering all the pros and cons, do you think in the long run medical as a profession would be satisfactory to you?	
	Percentage
Yes	88.5
No	11.5

In the present study, total number of participants were 208. Age of the participants was between 18 and 24 years. 18 years=29.80%, 19 years=35.57%, 20 years=22.59%, 21 years=8.2%, 22 years=1%, 23 years=1.4%, 24 years=1.4%. Male participants=52.4 %, Female participants=47.6%. First year participants= 76%, Second year =21.2%, Third year= 1.4%, Final year= 0.5 %, Intern=1%. The distribution of their residence, Urban=75.5%, semi-urban= 13.9%, Rural=10.6%. Their feeling as a medical student, majority responded with a score of 8(25%) and next score was 7(19.7%). Lowest was for score 2(1.4%). As per Kishore.Y.jothula and others<sup>[3]</sup>, Self interest was the major reason for choosing MBBS course. Zayapragassarazan Z and others<sup>[4]</sup> revealed in their study that it is essential for the teachers to be aware of their learners perception about choosing a career in medicine. N Asha Rani and others<sup>[5]</sup> described in their study that medical students were early deciders and passion was the major motivational factors. 55.8% participants opted for the first and the only career choice. JakubG<sup>[6]</sup> revealed a significant decline in the level of interest in seeking employment abroad as observed with the progress of studies. In the present study, 89.4% revealed that they found medical subjects interesting. 21.6% are curious about working on human body,28.8% curious about pathological or surgical or curative basis of medicine, 12% reported that it is satisfactory when providing treatment. Dignity and respect reported by 15.4% of participants. Sonal P and others<sup>[7]</sup> reported that several students do not have a defined career plan. Charles B *et al*<sup>[8]</sup> reported that the recognition of excellence in social accountability should be gauged in a given context at a given time for best use being made available opportunities and resources for health department. Present study's 16% reported that parental pressure is involved to choose medicine.R G *et al*<sup>[9]</sup> and Muhammad A.S *et al*<sup>[10]</sup> reported that as per their studies, many students reported that it was their parents' wish to join medical course. But the study of M B Mustafa and others<sup>[11]</sup> showed the importance of parental support. Rajeev K *et al*<sup>[12]</sup> revealed that career choices of medical students often develop during the course. Present study shows that 64.9% participants agreed that the economic stability and well-being is one of the driving factors for choosing this career. Simon W *et al*<sup>[13]</sup> reported that students are thinking about their career choices as a doctor and it would be important in determining career choices. The study shows that 11.1% participants believed social basis of being doctors as dignified personalities. Peter A T and others<sup>[14]</sup> reported that cultural heritage can conflict with youths. Rajani I *et al*<sup>[15]</sup> reported that Indian parents' one of the biggest sources of pride is when their children achieve academic success.

## CONCLUSION

Self-interest or passion for the medical profession is the most common reason for choosing MBBS as a career. Few students felt regret for choosing medicine as the course. Most important motives for entering medicine are related to the context of the work as a physician.

## REFERENCES

1. Ramaya MR and others. Reasons for choosing medical profession as the career among medical college students in kancheepuram district. *International Journal of Community Medicine and Public Health*, 2021; 8(1): 412-416.
2. Muthuraman N *et al.* Factors influencing to study medicine: a survey of first year medical students from India. *Korean Journal of Medical Education*, 2019; 31(1): 61-71.
3. Kishore Y.J and others. Study to find out reasons for opting medical profession and regret after joining MBBS course among first year students of a medical college in Telangana. *International Journal of Community Medicine and Public Health*, 2018; 5(4): 1392-1396.
4. Zayapragassarazan Z *et al.* Factors Influencing Medical Students in Choosing Medicine as a Career. *OJHAS*, 2018; 17(4): 1-4.
5. N. Asha Rani and others. Medical profession as career - pressure or passion: a cross sectional survey among undergraduate medical students. *International Journal of Medical Science and Education*, 2016; 3(4): 322-327.
6. Jakub G *et al.* Motivation towards medical career choice and future career plans of Polish medical student. *Advances in Health Sciences Education*, 2015; 20: 709-725.
7. Sonal Pruthi and others. Why does an undergraduate student choose medicine as a career. *The National medical journal of India*, 2013; 26(3): 147-149.
8. Charles B *et al.* The social accountability of medical schools and its indications. *Education for health*, 2012; 25(3): 180-185.
9. RG and others. Parental career expectation effect on medical students' career attitudes over time. *Medical Education*, 2019; 53(6): 584-592.
10. Muhammad A S and others. Why Pakistani students join medical college: passion or pressure. *Rawal medical journal*, 2020; 45(3): 716-719.
11. M B Mustafa *et al.* Parental support, personality, self-efficacy, depression among medical students. *Social and behavioural science*, 2010; 7: 419-424.
12. Rajeev kumar *et al.* Career choices of undergraduate students. *The National Medical Journal of India*, 2011; 24(3): 166-169.
13. Simon W and others. First year medical students' perceptions of a career in medicine- how can these inform careers support? *Career guidance for changing contexts*, 2009; 51-61.
14. Peter A T and others. A systematic review of factors that influence youths career choices-the role of culture. *Frontiers in Education*, 2018; 58(3): 1-5.
15. Rajani I *et al.* Parental pressures- A major stress factor for children in India. *IJPMV*, 2014; 1(1): 40-45.