














## Unplanned Readmissions & Hospital Return Days By Medical Condition

Rates of readmission show the percentage of patients who return to the hospital for an unplanned inpatient admission within 30 days of leaving the hospital. [How this page works.](#)

Measure	Jackson Health System	National Result	More Info
Rate of readmission for pneumonia patients	 No different than the National Rate	16.40%	Date Range: 7/2017 - 12/2019
Hospital return days for pneumonia patients  *Results are not available for this reporting period.	 More Days Than Average per 100 Discharges	N/A*	Date Range: 7/2017 - 12/2019
Rate of readmission for chronic obstructive pulmonary disease (COPD) patients	 No different than the National Rate	18.50%	Date Range: 7/2017 - 12/2019
Rate of readmission for heart attack patients	 No different than the National Rate	13.70%	Date Range: 7/2017 - 12/2019
Hospital return days for heart attack patients  *Results are not available for this reporting period.	 More Days Than Average per 100 Discharges	N/A*	Date Range: 7/2017 - 12/2019
Rate of readmission for heart failure patients	 Worse than the National Rate	19.80%	Date Range: 7/2017 - 12/2019
Hospital return days for heart failure patients  *Results are not available for this reporting period.	 More Days Than Average per 100 Discharges	N/A*	Date Range: 7/2017 - 12/2019

## 30-Day Unplanned Readmission & Hospital Return Days By Surgical Procedure

Rates of readmission show the percentage of patients who return to the hospital for an unplanned inpatient admission within 30 days of leaving the hospital. Hospital return days add up the days the patient was in an inpatient hospital unit, under observation, or in an emergency department for unplanned care within 30 days of leaving the hospital. [How this page works.](#)

Measure	Jackson Health System	National Result	More Info
Rate of readmission after discharge from hospital (hospital wide)	 No different than the National Rate	15.5%	Date Range: 7/2018 - 12/2019
Rate of inpatient admissions for patients receiving outpatient chemotherapy	 No different than the National Rate	10.30%	Date Range: 7/2017 - 12/2019
Rate of emergency department (ED) visits for patients receiving outpatient chemotherapy	 No different than the National Rate	5.40%	Date Range: 7/2017 - 12/2019
Ratio of unplanned hospital visits after hospital outpatient surgery  *Results are not available for this reporting period.	 No different than the National Rate	21/08/2024	Date Range: 7/2020 - 12/2020
Rate of unplanned hospital visits after an outpatient colonoscopy	 No different than the National Rate	13.2 per 1,000	Date Range: 1/2018 - 12/2020
Rate of readmission for coronary artery bypass graft (CABG) surgery patients.	N/A	10.70%	Date Range: 7/2017 - 12/2019
Rate of readmission after hip/knee replacement	 No different than the National Rate	4%	Date Range: 7/2017 - 12/2019