

**Business of the Village Board
Village of Saranac Lake**

SUBJECT: Fire Truck Purchase

DATE: 5-13-2024

DEPT OF ORIGIN: Village Manager

BILL # 64-2024

DATE SUBMITTED: 5/6/2024

EXHIBITS: _____

APPROVED AS TO FORM:

Village Attorney

Village Administration

EXPENDITURE
REQUIRED

AMOUNT
BUDGETED

APPROPRIATION
REQUIRED:

Resolution to authorize the establishment of Fire Department Equipment Replacement Plan and the purchase of new Fire Truck

APPROVAL OF RESOLUTION

MOVED BY: Scollin SECONDED BY: Ryan

VOTE ON ROLL CALL:

MAYOR WILLIAMS

yes

TRUSTEE BRUNETTE

yes

TRUSTEE RYAN

yes

TRUSTEE SCOLLIN

yes

TRUSTEE WHITE

absent

**RESOLUTION TO AUTHORIZE
THE ESTABLISHMENT OF FIRE DEPARTMENT EQUIPMENT REPLACEMENT PLAN
AND PURCHASE OF NEW FIRE TRUCK FOR THE SARANAC LAKE FIRE DEPARTMENT**

WHEREAS, there is a continual need to replacement equipment for the Village of Saranac Lake's Fire Department and the implementation of an Equipment Replacement Plan will allow for reliable and cost effective purchasing of such equipment, and,

WHEREAS, the Saranac Lake Fire Department is in need of a new Fire Truck (HD Rescue Pumper) in order to perform the required services to the Village of Saranac Lake and surrounding Towns, and,

WHEREAS, the previously established Fire Department Equipment Cash Reserve account will be used to cover the cost of the new Fire Truck and will be subject to permissive referendum as required by section 6-C of the General Municipal Law, and,

WHEREAS, the Village of Saranac Lake via SourceWell is able to lock into a purchase price of \$892,992 now for the new Fire Truck which will save the Village money as total costs for new trucks are increasing at a high rate, and,

WHEREAS, payment to the vendor for the purchase of the Fire Truck will be made upon delivery of the truck and the vendor has confirmed that the truck will not be ready until the year 2027, and,

WHEREAS, the previously established Fire Department Equipment Cash Reserve account will accumulate enough funds by 2027 to pay for the new truck expense.

NOW, THEREFORE BE IT RESOLVED, the Village Board of Trustees approves the purchase of the new truck by establishment of the Saranac Lake Fire Department Equipment Replacement Plan and the use of the Fire Department Equipment Cash Reserve Account for the purchase of the Fire Truck.

BE IT FURTHER RESOLVED, the Saranac Lake Fire Department Equipment Replacement Plan may be re-evaluated and re-adjusted in the future, per the given industry's market.

BE IT FURTHER RESOLVED, that the Village Clerk is authorized to make public notice for the intended use of the reserve subject to Permissive Referendum.

Fire Vehicle Replacement Plan

Heavy Rescue (ETA-142)	Pumper Truck (ETA-141)	Ladder Truck (LT-144)
New in 2027	New in 2016	New in 2024
Projected Replacement		
2047 at 20 years old	2036 at 20 years old	2059 at 35 years old

Year	Equipment To Save For	Reserve Allocation	Reserve Fund Balance	Purchase Price
2024	Heavy Rescue - 142	\$ 100,000.00	\$ 208,000.00	
2025	Heavy Rescue - 142	\$ 225,000.00	\$ 438,200.00	
2026	Heavy Rescue - 142	\$ 225,000.00	\$ 674,155.00	
2027	Heavy Rescue - 142	\$ 225,000.00	\$ 916,008.88	\$ 900,000.00
2028	Pumper Truck - 141	\$ 100,000.00	\$ 138,909.10	
2029	Pumper Truck - 141	\$ 100,000.00	\$ 242,381.82	
2030	Pumper Truck - 141	\$ 100,000.00	\$ 348,441.37	
2031	Pumper Truck - 141	\$ 100,000.00	\$ 457,152.40	
2032	Pumper Truck - 141	\$ 100,000.00	\$ 568,581.21	
2033	Pumper Truck - 141	\$ 100,000.00	\$ 682,795.74	
2034	Pumper Truck - 141	\$ 100,000.00	\$ 799,865.64	
2035	Pumper Truck - 141	\$ 100,000.00	\$ 919,862.28	
2036	Pumper Truck - 141	\$ 150,000.00	\$ 1,092,858.84	\$ 1,000,000.00
2037	Heavy Rescue - 142	\$ 150,000.00	\$ 270,180.31	
2038	Heavy Rescue - 142	\$ 150,000.00	\$ 426,934.81	
2039	Heavy Rescue - 142	\$ 150,000.00	\$ 587,608.19	
2040	Heavy Rescue - 142	\$ 150,000.00	\$ 752,298.39	
2041	Heavy Rescue - 142	\$ 150,000.00	\$ 921,105.85	
2042	Heavy Rescue - 142	\$ 150,000.00	\$ 1,094,133.50	
2043	Heavy Rescue - 142	\$ 150,000.00	\$ 1,271,486.83	
2044	Heavy Rescue - 142	\$ 150,000.00	\$ 1,453,274.00	
2045	Heavy Rescue - 142	\$ 150,000.00	\$ 1,639,605.85	
2046	Heavy Rescue - 142	\$ 150,000.00	\$ 1,830,596.00	
2047	Heavy Rescue - 142	\$ 150,000.00	\$ 2,026,360.90	\$ 1,000,000.00
2048	Pumper Truck - 141	\$ 150,000.00	\$ 1,227,019.92	
2049	Pumper Truck - 141	\$ 100,000.00	\$ 1,357,695.42	
2050	Pumper Truck - 141	\$ 100,000.00	\$ 1,491,637.81	
2051	Pumper Truck - 141	\$ 100,000.00	\$ 1,628,928.75	
2052	Pumper Truck - 141	\$ 100,000.00	\$ 1,769,651.97	
2053	Pumper Truck - 141	\$ 100,000.00	\$ 1,913,893.27	
2054	Pumper Truck - 141	\$ 100,000.00	\$ 2,061,740.60	
2055	Pumper Truck - 141	\$ 100,000.00	\$ 2,213,284.12	
2056	Pumper Truck - 141	\$ 100,000.00	\$ 2,368,616.22	\$ 1,000,000.00
2057	Ladder Truck - 144	\$ 150,000.00	\$ 1,577,831.62	
2058	Ladder Truck - 144	\$ 150,000.00	\$ 1,767,277.42	
2059	Ladder Truck - 144	\$ 150,000.00	\$ 1,961,459.35	\$ 2,000,000.00



**Fire Apparatus Quotation for:
VILLAGE OF SARANAC LAKE**



Quotation Number: 127519 Rev: 53

Unit Description: PTAL-TYPN

Quote Description: Pumper, Aluminum, Typhoon

Salesperson: DDESORCIE

Salescode	Extended Description	Qty	
TESTING COMPLIANCE STANDARD			
1001-0103	The E-ONE supplied components of the vehicle shall meet the requirements of NFPA 1900, 2024 edition.	1	
3090-0003	OAH RESTRICTION. The unit has an overall height restriction and the height is not to be exceeded (unloaded condition).	1	9ft. 6in.
3090-0004	OAL. Unit has no overall length restrictions.	1	
3090-0006	The hose bed is to have the capacity for the following hose. Hose load shall be listed from driver to officer.	1	Lay 1 - 600 ft. of 3.00 DJ Lay 2 - 1500 ft. of 5.00 LDH Estimated Weight - 2064 lbs.
3340-1137-12B	Equipment allowance on the apparatus shall be 2000 lbs. This allowance is in addition to the weight of the hoses and ground ladders listed in the shop order as applicable.	1	
INSPECTIONS AND PENALTIES			
1002-0001	Final inspection trip.	1	
BUMPERS			
1160-0000	Bumper 10" stainless steel.	1	
1160-0008	3/16" Front Bumper Gravel Shield.	1	
1160-0014	20" Front Bumper Gravel Shield Extension.	1	
BUMPER TRAYS			
1150-0055	Hinged diamond plate lid for center bumper tray. Includes: seal, 1/4 turn latch and gas shock hold open device.	1	
1150-0120	Bumper tray center of bumper with slats 12 inches deep (approx 11 inches to slats).	1	
FRAME ASSEMBLY			
1250-0080	Frame assembly with 10.25 x 3.5 x .375 powder coated galvanized rails.	1	

Salescode	Extended Description	Qty	
FRAME ASSEMBLY			
1250-0092	GEOMET coated frame assembly fasteners.	1	
AXLE OPTIONS			
1025-0018	Meritor RS-30-185 single rear axle 31,000 lb. capacity.	1	
1025-0027	Driver controlled rear differential.	1	
1025-0028	Koni shock absorbers for front axle - adjustable.	1	
1025-0030	Stemco sight glass for front axle hubs. Inboard wheel seals will be Chicago Rawhide (or equivalent).	1	
1025-0209	Meritor FL-943 front axle 20,000 lb. Includes maintenance free bushings.	1	
SUSPENSIONS			
1070-0012	Reyco rear suspension springs rated equal to the capacity of the axle. Can only be used up to 31,000.	1	
WHEEL OPTIONS			
1050-0007	Front axle wheel trim kit. Includes stainless steel lug nut covers (chrome plated plastic if applicable) and center cap with E-ONE logo. Note: Center cap will have an inspection port IPO a logo if equipped with Stemco oil seals.	1	
1050-0008	Rear axle (single) wheel trim kit. Includes stainless steel lug nut covers (chrome plated plastic if applicable) and center cap with E-ONE logo. E-ONE custom chassis w/steel wheels will have chrome plated plastic lug covers.	1	
1050-0044	Accuride aluminum wheels for front axle (2).	1	
1050-0045	Accuride aluminum wheels for rear axle (4).	1	
TIRE OPTIONS			
1060-0017	Four Michelin 315 rear tires with XDN2 GRIP all weather tread.	1	
1060-0043	Two Michelin 425 tires model XZY3 for front axle.	1	
1060-0117	RWC AirGuard LED tire pressure monitoring valve stem caps (6) for single rear axle applications.	1	
BRAKE SYSTEMS			
1100-0001	Meritor EX225H 17" disc brakes for front axle.	1	
1100-0002	ArvinMeritor 16-1/2" x 7" S-cam brakes with cast brake drums for a single rear axle.	1	
1100-0005	Brake system air 4X2/4X4.	1	
1100-0006	Parking brake release mounted on the driver's side lower dash.	1	
1100-0019	Dust Shields. Rear Axle. CAM Brakes only.	1	

Salescode	Extended Description	Qty	
BRAKE SYSTEMS			
1100-0024	G4 Electronic Stability Control (4x2), Includes RSC and ATC. Not available on 4x4, commercial chassis or tiller.	1	
AIR SYSTEM OPTIONS			
1110-0000-001	Inlet for air system. Location: driver door jamb.	1	
1110-0002	Air dryer Bendix AD-9.	1	
1110-0006	Air lines nylon.	1	
1110-0026	Air horns Hadley e-tone recessed in bumper (PR).	1	
ENGINES & TRANSMISSIONS			
1200-0017	Push-button transmission shift selector.	1	
1200-0021	TranSynd, Shell Spirax S6ATF A295, or equivalent synthetic transmission fluid for EVS4000 series.	1	
1200-0096	Electronic speed limiting set at 60 MPH. Note: Axle gear ratio will be as low as possible while allowing for 60 MPH top speed to improve acceleration.	1	
1200-0473	Eng/Trans Cummins X12 455HP with EVS4000 transmission. 2024 EPA Compliant. Includes Acumen telematics and Certified Clean Idle holographic decal on driver side front cab corner. NOTE: If a pre-2027 emission engine is NOT available at the time of build (starting production on January 1, 2026) your order will automatically be upgraded and charged for either the 2027 EPA compliant Cummins X-10 or X-15, with all associated costs being passed on to the end user. No exceptions.	1	
SECONDARY BRAKING			
1125-0002	Jacobs engine compression brake. Note: Brake lights will illuminate when auxiliary brake is activated.	1	
1125-0023	Transmission to seek second gear when Jacobs engine brake or Telma retarder is engaged. N/A with Trans retarder.	1	
COOLING PACKAGE			
1800-0013	Cooling system for use with Typhoon, Cyclone and Quest chassis. For use with 2010 - 2024 EPA engines. Includes coolant recovery system.	1	
FUEL SYSTEMS			
1350-0003	Fuel system 50 gallon.	1	
1350-0022	Fuel line hose rubber.	1	
ALTERNATOR			
1700-0012	Alternator Niehoff 430 amp (430 Amp SAE/380 NFPA rating). Available on	1	

Salescode	Extended Description	Qty	
ALTERNATOR			
	Cummins ISX12 / X12 only.		
BATTERIES			
1400-0002	Battery four group 31 1000 CCA.	1	
CHASSIS OPTIONS			
1680-0005	Thermatic fan clutch.	1	
1680-0007	Drivelines 1810. Required on 1550 lb/ft torque or greater engines. N/A with EVS3000 transmission.	1	
1680-0012	Tow eyes rear frame painted black.	1	
1680-0042	Tow hooks front painted in the down position. Tow hooks will be mounted inboard (horizontal) when used with a drop style frame extension.	1	
1680-0250-M58	Diesel Exhaust Fluid (DEF) 5 gallon tank. Location: left side below rear of cab.	1	
1680-0284	Radiator mounted power steering cooler.	1	
CAB MODEL			
1520-0219	Typhoon medium cab with radial wipers (58" CA).	1	
CAB ROOF TYPE			
1615-0010	Cab roof to be "flat" (non-vista).	1	
CAB BADGE PACKAGE			
1610-0000	Cab and body to have applicable E-ONE logos.	1	
CAB DOOR OPTIONS			
1550-0003	Rear crew cab doors in the medium position.	1	
1550-0084	All cab exterior entry doors to have 1250 keyed locks.	1	
1550-0159	Interior cab door locks - manual. Will be individually actuated from each respective door. Includes key lock on each exterior cab door handle.	1	
1550-0185	Cab door panels aluminum painted multi-tone to match cab interior paint. Includes upper and lower panels with seam below handrail.	1	
1550-0283	Driver and officer cab door windows with manual regulators. For use with new Typhoon and Cyclone cabs.	1	
1550-0284	Rear crew cab door window(s) with manual regulator(s). For use with new Typhoon and 100" wide Cyclone cabs.	1	
1550-0288	Cab doors to extend down to cover lower step well. For use with new Typhoon cab and 100" wide Cyclone only.	1	
1550-0330-000-G6	Red/Lemon Yellow chevron "A" printed stripe on lower cab door panel of an	1	

Salescode	Extended Description	Qty	
CAB DOOR OPTIONS			
	<u>extended door. Stainless steel/painted door panels only. E-ONE cabs only.</u>		
1550-0378	All cab doors shall have exterior pull style handles with chrome metal base and integral key lock.	1	
CAB STEP OPTIONS			
1640-0046	Lower steps to extend 1.5" past cab. For use with only 2019 Typhoon / 100" wide Cyclone cabs with extended doors.	1	
MIRRORS			
1670-0003	Velvac 2010 mirrors. Door mounted west coast style with remote control and heat. N/A with black finish upgrade option.	1	
MISC EXTERIOR CAB OPTIONS			
1550-0020	Windows cab side fixed driver's side.	1	
1550-0033	Windows cab side fixed officer's side.	1	
1675-0022	Pair of 18" handrails located just behind driver and officer front door one each side.	1	
1675-0023	Pair of 18" handrails located just behind driver and officer rear door (ALS doors if <u>equipped</u>) one each side.	1	
1675-0030	Mud flaps, front, black with E-ONE logo.	1	
1675-0047	Rear cab wall to be 3/16" aluminum diamond plate.	1	
1675-0201	Large radius cab wheel well. Includes bolt-on adjustable wheel well trim.	1	
1675-0202	Mounting plate for battery charger receptacle, indicator, air inlet, etc (if applicable). Plate to be removable brushed stainless steel.	1	
HVAC			
1515-0053	Controls for heating and air conditioning shall be located in the center dash area. (<u>Lower area on Typhoon and Cyclone with severe duty dash</u>)	1	
1515-0099	Air conditioning with radiator mounted condenser for use with Cummins L9 and X12 engine. Includes reduced profile evaporator w/powder coated cover and electronic controls.	1	
1685-0183	Heater cab with heat to the feet for the driver and officer	1	
SEATS			
1510-0003	Seats, Inc. brand 911 cab seats.	1	
1510-0008	Seat color gray.	1	
1510-0038	Driver seat 911 air ride.	1	
1510-0042	Officer seat to be 911 fixed SCBA.	1	

Salescode	Extended Description	Qty	
SEATS			
1510-0050	Rear facing 911 seat with SCBA driver's side.	1	
1510-0053	Rear facing 911 seat with SCBA officer's side.	1	
1510-0203-147	Bracket SCBA IMMI SmartDock Gen2 restraint system. Location: officer's seat.	1	
1510-0203-148	Bracket SCBA IMMI SmartDock Gen2 restraint system. Location: rear facing driver's side.	1	
1510-0203-215	Bracket SCBA IMMI SmartDock Gen2 restraint system. Location: rear facing officer's side.	1	
1510-0234	Seat cover material Turnout Tuff.	1	
1510-0279-146	ReadyReach seat belt extender. Location: driver's seat.	1	
1510-0279-147	ReadyReach seat belt extender. Location: officer's seat.	1	
1510-0279-148	ReadyReach seat belt extender. Location: rear facing driver's side.	1	
1510-0279-215	ReadyReach seat belt extender. Location: rear facing officer's side.	1	
1685-0031	Seating capacity tag of four occupants.	1	
MEDICAL CABINETS			
1535-0004	Medical cabinet mounted on rear wall of cab 48 x 32 x 24 with a locking roll up door. Lower door opening raised to provide hand clearance.	1	
1535-0030	Roll-up medical cabinet doors selected on the cab to be ROM brand.	1	
1535-0032	All medical cabinet RUD for the cab to be locking with 1250 key	1	
1535-0202	Finish. Cab medical/storage cabinet(s) finish to be multi-tone gray. Includes interior/exterior of cabinet and shelves/trays if equipped.	1	
MISC INTERIOR CAB OPTIONS			
1685-0006	Padded sun visors, driver and officer's side overhead.	1	
1685-0187	Severe duty engine cover, molded polyurethane.	1	
1685-0446	Severe duty overhead console. Includes driver, center and officer overhead ahead of air conditioning plenum. Center overhead includes siren mounting locations. Overhead to match cab interior.	1	
1685-0531	Reduced profile rear engine cover for increased legroom.	1	
1685-0669	Severe duty dash package with low profile center section. Cast alum construction. Includes smooth plate alum lower kick panels; all painted to match cab interior.	1	
1685-0692	Cab insulation package. Includes insulation for ceiling, front wall, rear wall, side walls, below seat risers and in doors.	1	
1685-0891	Cab interior padding to be gray.	1	

Salescode	Extended Description	Qty	
CAB ELECTRICAL OPTIONS			
1750-0046-195	Cab Headlights. Position: lower.	1	
1750-0059-179-04	Receptacle Inlet 20 amp with a Yellow cover. Location: outside driver's door next to handrail.	1	
1750-0072-593	12 VDC electrical outlet wired battery hot. Location: officer side dash.	1	
1750-0073-585	Antenna base Tessco P/N 90942 (NMO Motorola Style - also called MATM style) on cab roof. Location: driver side forward with coaxial cable terminating at the center of the dash board.	1	
1750-0073-587	Antenna base Tessco P/N 90942 (NMO Motorola Style - also called MATM style) on cab roof. Location: officer side forward with coaxial cable terminating at the center of the dash board.	1	
1750-0075	English dominant main cab gauge cluster.	1	
1750-0166	ATC override switch.	1	
1750-0198-A31	Battery charger to be located behind driver's seat.	1	
1750-0343	Battery charger E-ONE LPC 20. 120 volt Inlet, 20 amp output. Includes status indicator panel.	1	
1750-0449	Momentary DPF regeneration override switch.	1	
1750-0514	Peterson LED cab headlights.	1	
1750-0764	Daytime Running Light TecNiq LED strip (PR) with polished alum housing located between quad headlight bezels (New Typhoon and Cyclone only).	1	
1750-0768	TecNiq D07 LED cab door step area lighting. Includes (2) lights at each door area. Lights to be switched with door ajar.	1	
1750-0936	Dome Lts TecNiq Red/White LED. Package includes two lights mounted in the front and two mounted in the rear of the cab. White light wired through door and light assembly switch. Red light through light assembly switch.	1	
1750-0987-172	Turn signal Whelen 600 LED amber pair located upper headlight bezel. Flash pattern will match rear selected pattern.	1	
1750-1013-593	Dual port USB charging receptacle in the cab wired battery hot. Includes USB-A and USB-C ports. Location: officer side dash.	1	
BODY COMPT LEFT SIDE			
3100-0128	Driver side body with full height 60" wide forward and 42" wide rearward compartmentation. Includes (1) 56" wide compartment over the wheel well.	1	
BODY COMPT RIGHT SIDE			
3120-0123	Officer half side body with 60" wide forward and 42" wide rearward compartmentation. Includes adjustable ladder tracks.	1	
BODY COMPT REAR			

Salescode	Extended Description	Qty	
BODY COMPT REAR			
3110-0130	Rear end tanker. Includes smooth plate upper and lower panels and a smooth plate center strip for a Jet or Newton Dump application.	1	Manual added by JSTRAWDER on 17-JAN-24
3340-0080	Bolt-on diamond plate 18" tailboard (full width of body). Includes (2) squared off beavertails (no stanchions) with removable outer panels and handrails- (2) vertical on trailing edge of body and horizontal mounted handrail(s) below hosebed.	1	Manual added by JSTRAWDER on 17-JAN-24
DOORS			
3300-0017-004	Door roll up short (up to 45") with satin finish ROM. Location(s): L2.	1	
3300-0017-015	Door roll up short (up to 45") with satin finish ROM. Location(s): R1.	1	
3300-0017-016	Door roll up short (up to 45") with satin finish ROM. Location(s): R2.	1	
3300-0019-003	Door roll up tall (greater than 45") with satin finish ROM. Location(s): L1.	1	
3300-0019-005	Door roll up tall (greater than 45") with satin finish ROM. Location(s): L3.	1	
3300-0368	Pull-down bungee type straps for full height and high side roll-up door(s) on body / pump module. For use with ROM and AMDOR doors only.	1	
SHELVES			
3370-0245	Permanent fixed shelf. Aluminum or stainless steel body applications. Location:	2	L1 and L3 at offset.
3370-0246	Adjustable shelf for non-transverse compartments. Location:	1	R1 compt
TRAYS / TOOLBOARDS			
3380-0498	Tray, floor mounted roll-out with gas spring. 500 lbs. capacity. Location:	1	R1 compt
COVERS			
3305-0007-000-13	Vinyl Black hose bed cover with attached rear flap(s).	1	
3305-0008-000-13	Vinyl Black crosslay cover with attached side flaps.	1	
PUMP MODULE			
3130-0167	Pump module to be 76" wide (side to side). Includes upper, lower, crosswalk, speedlay and tranverse module(s) if applicable.	1	
3130-0523	Side mount pump module. Extruded aluminum with runningboards.	1	
3130-0532	Pump panel opening is 39" wide. Pumper / tanker only.	1	
3130-0540	Pump module height is 80". Pumper / tanker only.	1	
PUMP PANELS			
3134-0006	The single gauge panel on the driver's side of the side mount module is to be hinged downward. Includes two (2) cable hold opens, and latches.	1	

Salescode	Extended Description	Qty	
PUMP PANELS			
3134-0016	Stainless steel driver and officer side pump panels.	1	
3134-0143	Officer side pump panel to be vertical hinged on forward extrusion. Panel to be (3) pieces with upper (2) panels secured in the closed position with push button latches. Upper panel to be held open with gas shock.	1	
MISC PUMP PANEL OPTIONS			
4460-0003	Pump panel tags color coded per NFPA compliance.	1	
PUMP MODULE OPTIONS			
3136-0000-202	Air horn switch at pump panel. Switch to be labeled "Evacuation Alert". Location: driver side pump panel.	1	
3136-0006	Two (2) pump compartment heaters are to be mounted in the pump area. Locate as low as possible.	1	
3136-0011	P-Rubber in flex joint(s) between pump module and/or body modules.	1	
3136-0058	E-ONE logo mounted one each side on pump module/preconnect panels or at upper body section as shown on approval drawing. Logos to be sized as applicable to available space on panels.	1	
3136-0138	Pump module storage pan.	1	
3136-0668	Crosslay (and dry lay if applicable) configuration shall be designed and built per customer specifications. See apparatus layout for detail.	1	Manual added by JSTRAWDER on 17-JAN-24
WATER TANK			
4010-0020	1530 Gallon" T" Water Tank. Note: Any foam cell(s) and/or storage options thru the tank will reduce the overall water capacity. Tank capacity is 1530 US gallons / 1273 Imperial gallons / 5791 Liters.	1	
4010-0099	Fill tower(s) to be located offset to officer side of water tank.	1	
4010-0511	Water tank and foam cell(s) (if applicable) shall be UPF (United Plastic Fabricating) brand.	1	
WATER TANK OPTIONS			
4020-0004	Newton dump mounting plate.	1	
TANK PLUMBING			
4020-0016	Rear tank dump. Includes stainless steel assembly with manual actuated valve on driver side of dump assembly. Includes integral manual extension chute.	1	Manual added by JSTRAWDER on 17-JAN-24
4450-0010	2" tank fill Akron manual valve.	1	
4450-0020-230	2.5" rear direct tank fill with manual valve. Location: officer rear.	1	Manual added by JSTRAWDER on 17-JAN-24
4450-0119	3" tank to pump Akron manual valve w/4" tank connection.	1	

Salescode	Extended Description	Qty	
FOAM TANK			
4100-0009-590	30 gallon integral foam tank for Class A foam. Foam tank capacity will reduce the water tank capacity. Tank capacity is 30 US gallon / 25 Imperial gallons / 113 Liters.	1	
LADDER STORAGE / RACKS			
3365-0028	Hard Suction Storage Rack. Driver side compartment top. Includes spring hold downs and scuff plates behind spring mounts (as applicable).	1	
3365-0031	Hard Suction Storage Rack. Officer side In adjustable track above ladders (if applicable). Includes spring hold downs and scuff plates.	2	
3365-0049	Brand of ladders capable of being carried on unit to be Alco-Lite.	1	
3365-0087-C57	The length of ladders capable of being stored shall be the following: 24' 2-section and 14' roof ladder.	1	
HANDRAILS / STEPS			
3110-0099-524	NFPA hose bed access ladder. Zico model RL12 that gives increased visibility of DOT/NFPA lighting if mounted outboard rear of body. Includes required step lights and additional hand rail(s) if applicable. Location: rear of body driver side.	1	Manual added by JSTRAWDER on 17-JAN-24
MISC BODY OPTIONS			
3340-0004	Hosebed above the booster tank. Includes forward hosebed and tower(s) cover plate work (as applicable). Hosebed adjustable divider extrusion in the forward area and rearward area of the hose bed to run full width of the hosebed (as is practical with other hosebed mounted equipment).	1	
3340-0015	Diamond plate single axle wheel well. Includes bolt-on composite wheel well liners and aluminum trim fenderettes.	1	
3340-0035	Divider Long. To run full length of hose bed (front to rear).	2	
3340-0058	Recessed fuel fill driver side wheel well.	1	
3340-0074	Body mainframe and hosebed side assemblies for a 85" high body.	1	Manual added by JSTRAWDER on 17-JAN-24
3340-0093	Mud flaps, rear, black with E-ONE logo.	1	
3340-0110	The rear of each hose bed divider to have a hand hold cut-out(s).	1	
3340-0145	Rub rail for the body and pump area module(s).	1	
3340-0302	Long hose bed divider(s) to be held short to allow for adjustability of the divider(s) with hose bed preconnect(s) if applicable per hose loading and option locations.	1	
3340-0680	Body mainframe layout line to be 23". Includes body and all applicable modules.	1	Manual added by JSTRAWDER on 17-JAN-24
3340-1648	Anodized aluminum trim on bottom edge of all body compartment openings including pump enclosure if applicable with painted edges.	1	

Salescode	Extended Description	Qty	
PUMPS			
4005-0031	Rating 1500 GPM.	1	
4005-0196	Hale QMAX 1000-2250 GPM single stage pump. Requires primer option.	1	
PUMP CERTIFICATION			
4475-0000	Pump certification 750-2250 GPM	1	
PUMP OPTIONS			
4015-0029	Hale pressure relief valve. Hale Qmax, or Qflo only.	1	
4015-0037	Engine throttle, vernier.	1	
4015-0038	Pump seal packing for Hale pump.	1	Manual added by GFRANKLIN on 05-JAN-24
4015-0053-198	Steamers to be Flush + 1". Location: driver's side.	1	
4015-0053-199	Steamers to be Flush + 1". Location: officer's side.	1	
4015-0098	Manual operated master pump drain. The master drain shall be clearly marked and placed in accessible location on pump panel.	1	
4015-0238	Hale electric primer (oil-less).	1	
INTAKES			
4440-0005	2.5" Left Intake Akron Manual Valve.	1	
4440-0006	2.5" Right intake Akron manual valve.	1	
INTAKE OPTIONS			
4445-0009	Intake relief valve, Akron.	1	
DISCHARGES AND PRECONNECTS			
4415-0012-654	1.5" Crosslay with Akron manual valve. Location: crosslay 1 & 2.	2	
4415-0012-655	1.5" Crosslay with Akron manual valve. Location: crosslay 3.	1	
4415-0012-656	1.5" Crosslay with Akron manual valve. Location: crosslay 4.	1	Manual added by GFRANKLIN on 05-JAN-24
4415-0014-581	2.5" Left Pump Panel Discharge Akron Manual Valve. Location: left side discharge 1.	1	
4415-0014-582	2.5" Left Pump Panel Discharge Akron Manual Valve. Location: left side discharge 2.	1	
4415-0016-584	2.5" Right Pump Panel Discharge Akron Manual Valve. Location: right side discharge 2.	1	
4415-0018	2.5" Left front hose bed discharge Akron manual valve.	1	
4415-0034-583	3" Right Pump Panel Discharge Akron Manual Valve (Waterous pumps noted location to be forward lower port). Location: right side discharge 1.	1	

Salescode	Extended Description	Qty	
DISCHARGES AND PRECONNECTS			
4415-0041	3" Deck Gun Discharge, Akron manual valve. (outlet shall terminate with MNPT threads unless extend gun is install)	1	
4417-0106-L65	Deck gun piping to be positioned centered in deck gun channel.	1	
DISCHARGE OPTIONS			
4417-0175	Innovative Controls push/pull valve controls with locking T handles.	1	
4417-0176	Innovative Controls 3/4" bleeder/drain valve include lift lever with ergonomic grip.	10	Manual qty change by GFRANKLIN on 05-JAN-24
4417-0185	Innovative Controls discharge and Intake bezels with integral color code and verbiage for side mount pump panel.	1	
4417-0246	Dealer/Customer installed monitor, nozzle and/or tips, make and model as specified.	1	
GAUGES			
4435-0069	Class 1 ENFO IV system on pump operator's panel.	1	
4435-0073	No foam level gauge(s) for foam cell(s). Not required per customer specifications.	1	
4435-0083	Innovative Controls 10 LED SL series water tank level gauge. On pump panel.	1	
4435-0451	Innovative Controls TC Series 2.5" (63MM) pressure gauge with chrome bezel.	10	Manual qty change by GFRANKLIN on 05-JAN-24
4435-0453	Innovative Controls TC Series 4" (100MM) Master pressure gauges with dual chrome bezel. Includes integrated test ports and alarm.	1	
4435-0458	Pump panel pressure gauges to be 0-400 / Master Intake gauge to be 30-0-400.	1	
FOAM SYSTEMS			
4430-0079	The foam system performance shall be tested and certified in compliance with the applicable NFPA requirements.	1	
4430-0159	Class 1 2.1A foam system with SmartFoam controller.(Class A foam concentrate only)	1	
FOAM SYSTEM OPTIONS			
4432-0053-556	Foam system plumbed to 1.5 first crosslay.	1	
4432-0053-557	Foam system plumbed to 1.5 second crosslay.	1	
4432-0053-558	Foam system plumbed to 1.5 third crosslay.	1	
ELECTRICAL SYSTEMS			
5010-0036	V-MUX Electrical system for pumper / tanker / rescue.	1	
5010-0049	Vehicle data recorder - 2009 / 2016 / 2024 NFPA compliant. Includes occupant detection shown in multiplex display. E-ONE chassis only.	1	

Salescode	Extended Description	Qty	
ELECTRICAL SYSTEMS			
5010-0055-649	Vista IV display for V-MUX electrical system. Location: driver's side engine cover.	1	
5010-0094	Nanoprotech corrosion inhibiting spray coating to be applied on all exposed electrical connections.	1	
LIGHT BARS			
5300-0504	Whelen MKEZ7 1.5" standard mount for front light bar (PR).	1	
5300-0506-000-4V	Front light bar LED color: Red/White with clear lenses (If applicable, includes side facing when colors are the same.)	1	
5300-0510	Light bar Whelen Freedom IV Model F4X7 72" with 10 LED modules. Location: Centered on the front cab roof.	1	
5300-0512	Cab light bar layout per customer specific requirements.	1	Manual added by JKOGLER on 23-FEB-24
WARNING LIGHTS			
5600-0078-479-11	Whelen Super LED beacon (PR) model L31H with driver red, officer blue domes. Location rear upper body on aerial style brackets.	1	Manual added by JKOGLER on 06-JAN-24
5600-0105-170	Hazard (door ajar) light 2" LED. Location: center overhead.	1	
5600-0787-3RH-4U	Warning light Whelen M2W Wide Angle Super LED warning lights (PR). Surface mounted w/chrome flanges (if applicable). Location: (1) each side NFPA/ULC required lower zone rear side facing, color will be RED with RED lenses.	1	
5600-0948-3RE-4U	Warning light Whelen M6 series Linear Super LED (PR) RED with RED lenses. Location: (1) each side NFPA/ULC required lower zone front facing.	1	
5600-0948-3RF-4U	Warning light Whelen M6 series Linear Super LED (PR) RED with RED lenses. Location: (1) each side NFPA/ULC required lower zone forward side facing.	1	
5600-0948-3RG-4U	Warning light Whelen M6 series Linear Super LED (PR) RED with RED lenses. Location: (1) each side NFPA/ULC required lower zone midship side facing.	1	
5600-0948-3RI-4U	Warning light Whelen M6 series Linear Super LED (PR) RED with RED lenses. Location: (1) each side NFPA/ULC required lower zone rear facing.	1	
SIRENS			
5500-0009	Federal PA300 electronic siren recessed (if applicable) mounted.	1	
5500-0011-209	Federal Q2B siren - Pedestal mounted on bumper. Location: driver side front bumper. Requires activation switch.	1	
5500-0024-846	The primary electronic siren control is to be located center overhead console offset to driver side.	1	
SPEAKERS			
5510-0029-211	Speaker, Federal Signal Dynamax ES100 with "E-ONE" grille through bumper. Location: officer side front bumper.	1	

Salescode	Extended Description	Qty	
DOT LIGHTING			
5150-0017	License plate light LED with chrome housing located at the rear of the body.	1	
5150-0025	Marker light Truck-Lite LED body/cab package. E-One custom cab and pumper or tanker body only.	1	Manual added by JSTRAWDER on 17-JAN-24
5150-0170	Optronics 4" GloLight LED taillights. Includes red LED stop/tail, amber turn and clear back-up.	1	
LIGHTS - COMPARTMENT, STEP & GROUND			
5380-0280	Ground light package TecNiq T440 4" LED - large.	1	
5380-0307	Compartment light package Hansen LED for small bodies. Includes one light per compartment (two if transverse).	1	
5380-0315	Compartment light Hansen WHITE LED for medical cabinet (EA).	1	
LIGHTS - DECK AND SCENE			
5390-0007	Deck/scene light circuit wiring through chassis reverse. Requires rear deck or scene light.	1	
5390-0069-50N	Whelen M9 Linear Super LED scene lights (PR). Switched in cab (lights mtd on the sides of apparatus to be switched separately). Locate (1) each side inboard of beavertails or handrails (as applicable), below hosebed, as high as possible.	1	Manual added by JKOGLER on 23-FEB-24
5390-0069-G98	Whelen M9 Linear Super LED scene lights (PR). Switched in cab (lights mtd on the sides of apparatus to be switched separately). Locate (1) each side of body side facing upper forward.	1	Manual added by JKOGLER on 23-FEB-24
5390-0069-G99	Whelen M9 Linear Super LED scene lights (PR). Switched in cab (lights mtd on the sides of apparatus to be switched separately). Locate (1) each side of body side facing upper rearward.	1	Manual added by JKOGLER on 23-FEB-24
5390-0076	Hose bed light Truck-Lite 81 Series LED. Locate at front of hose bed. Switched with work light switch in cab.	1	
5390-0102	Crosslay light Truck-Lite 81 Series LED. Locate to rear of crosslay (SM) and forward of crosslay (TM as applicable). Switched with work light switch in cab.	1	
5390-0215-395	Deck Lights - Optronics Model TLL44 (PR). Location: rear body/beavertail area on the trailing edge up high.	1	
5390-0396-G98	Diamond plate scene light mounting box (EA). Location: (1) each side of body side facing upper forward.	2	Manual added by JKOGLER on 06-JAN-24
5390-0396-G99	Diamond plate scene light mounting box (EA). Location: (1) each side of body side facing upper rearward.	2	Manual added by JKOGLER on 06-JAN-24
LIGHTS - NON-WARNING			
5400-0185	LED pump compartment light (EA).	1	
5400-0224	Engine compartment light Optronics LED Series ILL22 (EA).	1	

Salescode	Extended Description	Qty	
LIGHTS - NON-WARNING			
5400-0259	TecNiq model E10 pump panel LED light package with (3) lights per side pump panel. Pump panels over 45" may require additional lights. Side mount only.	1	
CONTROLS / SWITCHES			
5100-0000-198	Foot switch to control air horns located driver's side.	1	
5100-0006-198	Foot switch to control Q2B located driver's side.	1	
5100-0165	Audible door ajar alarm wired through door ajar light. For use with multiplex display(s) only.	1	
5100-0270	Switch, additional for Hazard (door ajar / Do Not Move Apparatus) light and alarm (as applicable) override shall be provided and located per dash layout. Switch to be momentary and disable function resets every time the parking brake is cycled. Option is only available on units equipped with a multiplex display.	1	Manual added by JKOGLER on 11-MAR-24
CAMERAS / INTERCOM			
5350-0192	Safety Vision back-up camera wired through multiplex display. Video displays automatically when transmission is in reverse. Camera only - does not include monitor.	1	
MISC ELECTRICAL			
5110-0017	Back-up alarm 97 dB.	1	
5110-0219-663	Blue Sea 12V power distribution module model 5032. Location: L1 high on forward wall.	1	
5110-0219-762	Blue Sea 12V power distribution module model 5032. Location: behind officer's seat.	1	
5110-0219-765	Blue Sea 12V power distribution module model 5032. Location: center rear wall of center rear medical compartment up high.	1	Manual added by JKOGLER on 23-FEB-24
RECEPTACLES			
5470-0004-765	Receptacle household 20A/110V duplex 3-prong NEMA 5-20 with cover plate interior mounted wired to inlet receptacle. Location: center rear wall of center rear medical compartment up high.	1	
MISC LOOSE EQUIPMENT			
7900-0014	DOT Required Drive Away Kit - Kit includes three (3) triangular warning reflectors with carrying case. This kit is for the end user and is to remain with the truck.	1	
EXTERIOR PAINT			
8100-0064	Cab paint break - standard with dip to grille. Break is 31.5" inches below the drip rail on Typhoon and Cyclone cabs. (100" wide Cyclone cab with 4" front raised roof to use 8100-0710).	1	

Salescode	Extended Description	Qty	
EXTERIOR PAINT			
8100-0089	All applicable pump/pre-connect application modules are to have a sanded finish (not painted job color). Includes upper and lower pump modules, crosswalk module and/or speedlay/pre-connect module (as applicable). Rear mounted body/pump module to be painted job color.	1	
8100-0116	Rear body surface to have a sanded finish (not painted job color). Includes hinged doors that do not have discrete sales codes and removable panels.	1	
8100-0176-000-R5	Paint E-ONE chassis cab - Sikkens paint (non-metallic color). Color: FLNA 3225 SIKKENS PUBLISHED RED.	1	
8100-0177-000-35	Paint cab Sikkens two-tone (non-metallic color). Upper area of cab to be painted FLNA 4145 E-ONE BLACK.	1	
8100-0182-000-R5	Paint Body - Small - For Pumpers, Rear Mounts, S/A Tankers and Rescues. Sikkens paint (non-metallic color). Color: FLNA 3225 SIKKENS PUBLISHED RED.	1	
8100-0396	Undercoating E-ONE. To be applied after customer final inspection.	1	
INTERIOR PAINT			
8150-0011	The interior of the cab to be painted multi-tone gray finish.	1	
STRIPING			
8300-0084-000-G6	Chevron "A" style 6" printed sheet Scotchlite striping full width on rear of body. Includes rear facing extrusions, panels and doors. Colors to be Red/Lemon Yellow.	1	
8300-0101	Black rubrail scotchlite insert.	1	
8300-0330	Single NFPA Scotchlite Stripe - up to 6" wide and straight on cab and the body. Size, color and location as specified by the customer.	1	
8300-0340	Paint break Sign Gold cab stripe with outline - 3/4" wide total, gold with customer specified outline color. To be located above existing paint break.	1	
8300-0381	Yellow perimeter marking to indicate designated standing / walking areas above 48" high in compliance with 2016 NFPA 1901 consisting of individual Reflexite diamonds approximately 1" wide. Steps, ladders and areas with a railing or structure at least 12" high are excluded from this requirement.	1	
GRAPHICS			
8400-0060	Graphics drawing showing striping, lettering and logos. Requires E-ONE installed graphics.	1	
WARRANTY / STANDARD & EXTENDED			
9100-0101	Meritor 5 year / unlimited miles parts and labor warranty for front non-drive axle. Exceptions: MFS rated at 22,800 includes a 2 year / 200K miles parts and labor warranty and a front drive axle includes a 2 year / unlimited miles parts and	1	

Salescode	Extended Description	Qty	
WARRANTY / STANDARD & EXTENDED			
	labor warranty.		
9100-0102	Meritor 5 year unlimited miles, parts and labor rear drive single or rear drive tandem axle warranty.	1	
9100-0117	General One (1) year or 24,000 Miles Limited Warranty (RFW0001)	1	
9100-0126	Custom chassis One (1) Year or 18,000 Miles Limited Warranty (RFW0101).	1	
9100-0131	Regulated Emissions Systems Five (5) Years or 100,000 Miles Limited Warranty (RFW0140). N/A for California. For units going to California use 9100-0162 with L9 and 9100-0163 with X12/15.	1	
9100-0132	Electrical One (1) Year or 18,000 Miles Limited Warranty (RFW0201).	1	
9100-0136	Body Structure Aluminum Ten (10) years or 100,000 Miles Limited Warranty (RFW0502).	1	
9100-0138	Cab Structural Ten (10) Years or 100,000 Miles Limited Warranty (RFW0602).	1	
9100-0139	Plumbing and piping (Stainless Steel) Ten (10) years or 100,000 Miles Limited Warranty (RFW0800).	1	
9100-0140	Paint and Finish (Exterior Clear coated) Ten (10) Years Limited Warranty (RFW0710).	1	
9100-0151	Frame Rail Corrosion (Zinc Plate and Powder Coat) Twenty Five (25) Years or 150,000 Miles Limited Warranty (RFW0316).	1	
9100-0165	Frame Rail Lifetime (50) Years or 250,000 Miles Limited Warranty (RFW0305).	1	
SUPPORT, DELIVERY, INSPECTIONS AND MANUALS			
9300-0009	Manuals, Operator and Service in digital format.	1	
9300-0012	Pump panel approval drawings. Will be provided on purchased units prior to construction.	1	
9300-0016	Approval Drawings-Standard.	1	
9300-0031	Dash/Console panel layout approval drawings. Will be provided on purchased units prior to construction.	1	
9300-0316	Fire Apparatus Safety Guide published by FAMA, latest edition.	1	
Price Adjustment			
Y20	CONCESSION	1	
Dealer Supplied Equipment			

Salescode	Extended Description	Qty
H100600	6" Light Weight Suction Hose 10 feet in length	3
H100605	6" Low Level Strainer	1
L100114	14 ft. Roof Ladder Alco Lite	1
L100124	24 ft. Two Section Alco Lite Extension Ladder	1
G100120	Level 20 Vehicle Lettering	1
D100101	In Station Delivery & Orientation	1
D100204	Compartment Dry Decking	1
F100601	3 NST Female x 5 storz Elbow with Cap & Chain	1
H100604	6 inch self leveling Floating Strainer	1
D1005023	Final Truck Acceptance inspection at factory for 3 representatives	1
N100621	Elkhart Stinger 2.0, 8297-51, Straightener, Tips, 5"storz Ground Mt, Truck Mount	1
D100701A	Clip Style SCBA Brackets with Straps	1
E1001124	Revel XL DC Pole Lights	2
SOURCEWELLPump	Source Well Pumper 2019	1
26 Engine	2026 Cummins Engine	1
SaranacLake	Rescue Tool Voucher	1



VILLAGE OF SARANAC LAKE SARANAC LAKE, NY

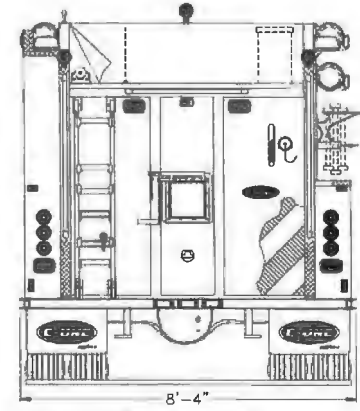
QUOTE 127519

CUSTOM 60 PUMPER E-ONE TYPHOON X MEDIUM CAB 4X2 CHASSIS

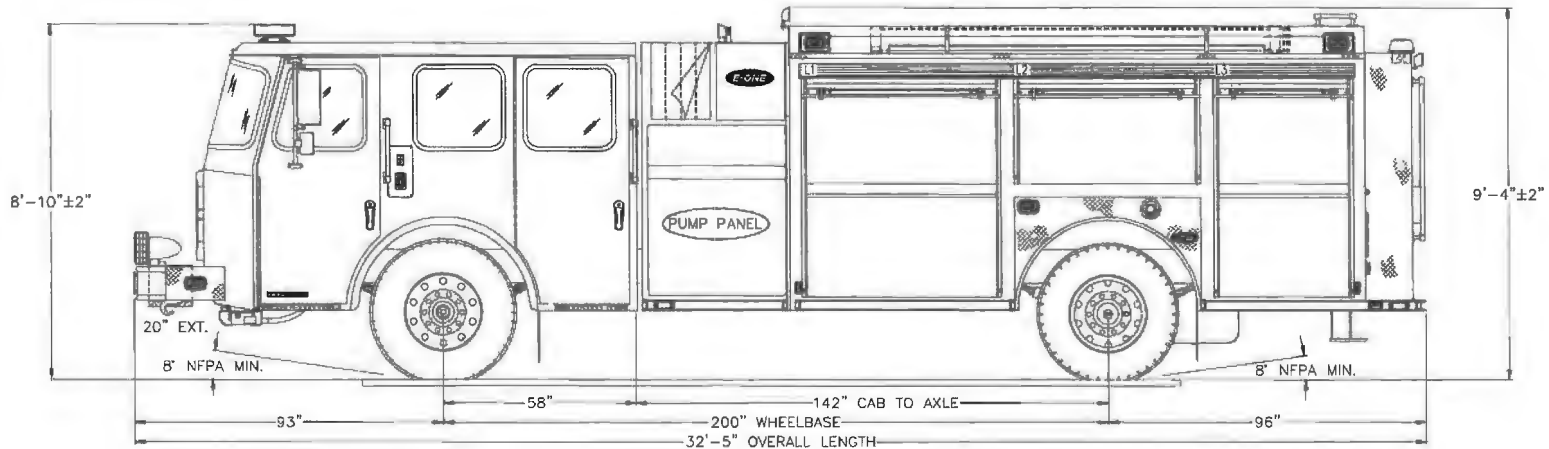
1500 GPM HALE OMAX PUMP		HOSE LOAD:	
1500 GALLON WATER TANK		600' OF 3.00" DJ	
30 GALLON INTEGRAL "A" FOAM CELL		1500' OF 5.00" LDH	
COMPT.	OPENING	INTERIOR DIMENSION	
L1	58W 59H	59W 59H 13D UPPER	56W 56H 26D LOWER
L2	54W 25H	56W 25H 12D	
L3	40W 59H	42W 59H 12D UPPER	42W 59H 26D LOWER
R1	58W 21H	60W 30H 26D	
R2	40W 21H	42W 30H 26D	

THIS DRAWING IS FOR REFERENCE PURPOSES. ALL DIMENSIONS ARE SUBJECT TO MINOR VARIATIONS DUE TO MANUFACTURING PROCESSES.

This print is the property of E-ONE, Inc. and is loaned to you subject to return on demand, unless otherwise agreed to in writing by E-ONE, Inc. Its contents are confidential and must not be copied or submitted to third parties for use or evaluation.



HOSEBED HEIGHT
(FOR REFERENCE ONLY)
TO TAILBOARD: 72"
TO GROUND: 96"





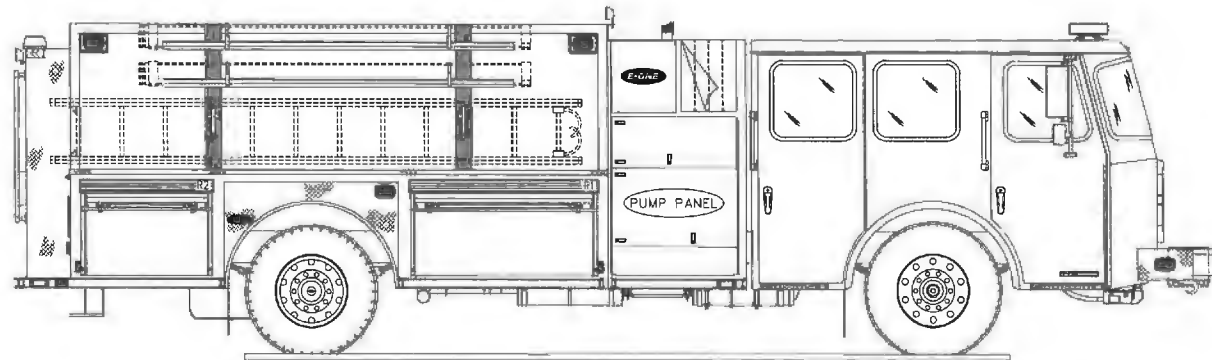
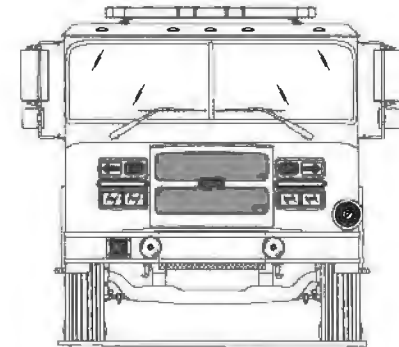
VILLAGE OF SARANAC LAKE SARANAC LAKE, NY

QUOTE 127519

CUSTOM 60 PUMPER
E-ONE TYPHOON X MEDIUM CAB 4X2 CHASSIS

THIS DRAWING IS FOR REFERENCE PURPOSES. ALL DIMENSIONS ARE
SUBJECT TO MINOR VARIATIONS DUE TO MANUFACTURING PROCESSES.

This print is the property of E-One, Inc. and is loaned to you
subject to return on demand, unless otherwise agreed to in writing by
E-One, Inc. Its contents are confidential and must not be
copied or submitted to third parties for use or examination.



NO.	DATE	BY	CHKD.	APP'D.