

TOWN OF ALTA

RESOLUTION 2026-R-10

**A RESOLUTION AMENDING THE 2025-2026 FISCAL BUDGETS
FOR THE TOWN OF ALTA**


WHEREAS, the Town Council finds it necessary to amend certain departmental budgets in the Town of Alta General Fund, Capital Projects Fund, Water Fund, and Sewer Fund for the fiscal year 2025-2026,

WHEREAS, the Town Council finds that there are projected revenues sufficient to meet all departmental expenditures, and


WHEREAS, the Town Council desires to appropriate such revenues for those uses.

NOW THEREFORE BE IT RESOLVED that in conformity with Chapter 5 Title 10 of Utah Code Annotated, the General Fund budget for the Town of Alta for fiscal year 2025-2026 is amended as follows. The Capital Projects, Water, and Sewer Funds are also amended as follows: Exhibit A – Proposed FY26 Budget Amendment.

ADOPTED THIS 13th day of May, 2026.




Roger Bourke, Mayor



Elise Morgan
Mayor Pro Tempore

ATTEST:



Jen Clancy, Town Clerk

VOTE:

Mayor Bourke

yes

Councilmember Anctil

yes

Councilmember Heimark

yes

Councilmember Morgan

yes

Councilmember Schilling

yes

Account Number	Account Title	2024-25	2025-26	2025-26	2025-26
		Previous Year	Current year	Budget	Proposed
		YTD Actual	YTD Actual	Approved	Budget
		6/30/2025	4/30/2026	6/30/2026	6/30/2026
GENERAL FUND REVENUE					
TAXES					
10-31-100	CURRENT YEAR PROPERTY TAXES	399,454	382,182	405,000	405,000
10-31-101	TAX INCREMENT - CRA	0	0	0	0
10-31-102	PROPOSED PROPERTY TAX INCREASE	0	0	0	0
10-31-200	PRIOR YEAR PROPERTY TAXES	33,671	28,696	1,000	1,000
10-31-300	SALES AND USE TAXES	2,317,751	1,618,179	1,890,000	1,890,000
10-31-310	4th .25 TAX	57,638	31,589	45,197	45,197
10-31-320	PUB TRAN TAX	152	17,772	11,000	20,000
10-31-400	ENERGY SALES AND USE TAX	92,576	70,849	75,000	75,000
10-31-410	TELEPHONE USE TAX	5,043	12,870	6,000	6,000
Total TAXES:		2,906,285	2,162,137	2,433,197	2,442,197
LICENSES AND PERMITS					
10-32-100	BUSINESS LICENSES AND PERMITS	19,830	19,933	20,000	20,000
10-32-150	LIQUOR LICENSES	6,575	6,600	6,600	6,600
10-32-210	BUILDING PERMITS	130,815	23,127	78,244	78,244
10-32-220	PARKING PERMITS	16,768	15,729	15,140	15,140
10-32-250	ANIMAL LICENSES	13,085	13,580	14,000	14,000
Total LICENSES AND PERMITS:		187,073	78,969	133,984	133,984
INTERGOVERNMENTAL REVENUE					
10-33-100	WFRC MATCHING GRANT	0	0	0	0
10-33-200	SALT LAKE CITY	0	0	0	0
10-33-275	SLC TRAILS	0	0	0	0
10-33-300	COUNTY - COMMUNITY DEVELOPMENT	0	0	0	0
10-33-350	COUNTY - TRANSPORTATION	0	10,670	10,670	10,670
10-33-375	COUNTY - ZAP	0	0	0	0
10-33-400	STATE GRANTS	9,000	0	0	0
10-33-450	FEDERAL GRANTS	0	3,479	4,500	4,500
10-33-560	CLASS C" ROAD FUND ALLOTMENT"	16,378	14,212	15,000	15,000
10-33-580	STATE LIQUOR FUND ALLOTMENT	6,938	5,650	6,000	6,000
10-33-600	SISK	3,000	3,000	3,000	3,000
10-33-650	POST OFFICE	21,850	18,208	21,850	21,850
10-33-700	UDOT	8,000	8,000	8,000	8,000
Total INTERGOVERNMENTAL REVENUE:		65,166	63,220	69,020	69,020
CHARGES FOR SERVICES					
10-34-240	REVEGETATION BONDS	0	0	0	0
10-34-430	PLAN CHECK FEES	100,992	29,655	46,859	46,859
10-34-550	PLANNING COMM REVIEW FEES	426	250	300	300
10-34-760	FACILITY CENTER USE FEES	0	0	500	500
10-34-761	OLS USE FEES		10,138	19,950	19,950
10-34-810	IMPACT FEES	0	0	0	0
Total CHARGES FOR SERVICES:		101,418	40,043	67,609	67,609

Account Number	Account Title	2024-25	2025-26	2025-26	2025-26
		Previous Year	Current year	Budget	Proposed
		YTD Actual	YTD Actual	Approved	Budget
		6/30/2025	4/30/2026	6/30/2026	6/30/2026
FINES AND FORFEITURES					
10-35-100	COURT FINES	17,328	16,536	15,250	15,250
10-35-101	CIVIL CODE ENFORCEMENT	0	0	0	0
Total FINES AND FORFEITURES:		17,328	16,536	15,250	15,250
MISCELLANEOUS REVENUE					
10-36-100	INTEREST EARNINGS	155,606	106,406	120,000	120,000
10-36-300	OTHER FINANCING SOURCES	0	0	30,700	30,700
10-36-400	SALE OF FIXED ASSETS	0	0	0	0
10-36-620	MISCELLANEOUS	4,363	390	3,000	3,000
10-36-700	CONTRIB FROM PRIVATE SOURCES	8,000	0	8,000	8,000
10-36-800	DONATIONS	150	0	0	0
10-36-810	METERING	0	0	0	0
10-36-820	4x4 ENFORCEMENT	0	0	0	0
10-36-830	TOWN SHUTTLE	129,902	132,024	134,000	134,000
10-36-900	SUNDRY REVENUES	1,314	1,460	2,000	2,000
10-36-910	SALES TAX	0	22	250	250
Total MISCELLANEOUS REVENUE:		299,335	240,302	297,950	297,950
TRANSFERS INTO GENERAL FUND					
10-39-200	USE OF UNRESERVED FUND BALANCE	0	0	294,628	294,628
10-39-250	USE OF RESERVED FUNDS	0	0	0	0
10-39-400	TRANSFERS FROM CAP PROJ FUND	0	0	0	0
10-39-410	TRANSFERS FROM IMPACT FUND	0	0	0	0
10-39-420	TRANSFERS FROM SEWER FUND	0	0	0	0
10-39-430	TRANSFERS FROM WATER FUND	0	0	0	0
Total TRANSFERS INTO GENERAL FUND:		0	0	294,628	294,628
GENERAL FUND Revenue Total:		3,576,604	2,601,207	3,017,010	3,026,010
GENERAL FUND Transfer IN Total:		0	0	294,628	294,628
CASH AVAILABLE FOR GENERAL FUND		3,576,604	2,601,207	3,311,638	3,320,638

Account Number	Account Title	2024-25	2025-26	2025-26	2025-26
		Previous Year	Current year	Budget	Proposed
		YTD Actual	YTD Actual	Approved	Budget
		6/30/2025	4/30/2026	6/30/2026	6/30/2026
GENERAL FUND EXPENSES					
LEGISLATIVE					
10-41-110	SALARIES - MAYOR AND COUNCIL	17,600	14,000	16,800	16,800
10-41-120	REMUNERATION	0	0	0	0
10-41-130	EMPLOYEE BENEFITS	0	0	100	100
10-41-131	EMPLOYER TAXES	1,391	1,093	1,700	1,700
10-41-230	TRAVEL	732	0	1,000	1,000
10-41-280	TELECOM	0	0	0	0
10-41-330	EDUCATION AND TRAINING	660	860	4,000	4,000
10-41-620	MISCELLANEOUS	10	90	350	350
Total LEGISLATIVE:		20,392	16,043	23,950	23,950
COURT					
10-42-110	SALARIES AND WAGES	18,058	17,081	18,896	18,896
10-42-130	EMPLOYEE BENEFITS	180	0	133	133
10-42-131	EMPLOYER TAXES	724	1,319	1,450	1,450
10-42-133	URS CONTRIBUTIONS	6,201	500	3,050	3,050
10-42-230	TRAVEL	503	10	800	800
10-42-240	OFFICE SUPPLIES AND EXPENSE	120	20	500	500
10-42-280	TELEPHONE	240	240	240	240
10-42-310	PROFESSIONAL & TECHNICAL	0	0	500	500
10-42-330	EDUCATION & TRAINING	250	1,185	1,500	1,500
10-42-480	INDIGENT DEFENSE SVCS	0	0	2,500	2,500
10-42-481	VICTIM REPARATION SURCHARGE	7,276	6,209	6,000	6,000
10-42-620	MISCELLANEOUS SERVICES	349	488	750	750
Total COURT:		33,901	27,052	36,319	36,319
ADMINISTRATIVE					
10-43-110	SALARIES AND WAGES	302,253	254,921	353,162	353,162
10-43-111	PERFORMANCE BONUS	5,072	0	0	0
10-43-130	EMPLOYEE BENEFITS	1,687	974	2,120	2,120
10-43-131	EMPLOYER TAXES	24,086	20,154	27,020	27,020
10-43-132	INSUR BENEFITS	58,651	70,885	90,000	90,000
10-43-133	URS CONTRIBUTIONS	49,567	32,813	56,550	56,550
10-43-140	TERMINATION BENEFITS	0	0	0	0
10-43-210	BOOKS, SUBSCRIPT & MEMBERSHIPS	4,451	3,446	5,500	5,500
10-43-220	PUBLIC NOTICES	0	1,093	1,500	1,500
10-43-230	TRAVEL	1,144	449	3,000	3,000
10-43-240	OFFICE SUPPLIES AND EXPENSE	3,421	2,710	4,000	4,000
10-43-245	IT SUPPLIES & MAINT	19,520	16,830	26,000	26,000
10-43-250	EQUIPMENT/SUPPLIES & MNTNCE	485	200	5,000	5,000
10-43-255	VEHICLE SUPPLIES & MAINTENANCE	0	0	0	0
10-43-260	BLDGS/GROUNDS-SUPPLIES/MNTNCE	2,979	9,659	14,000	14,000
10-43-265	VEHICLE LEASE PAYMENTS	0	0	0	0
10-43-270	UTILITIES	0	550	0	0

Account Number	Account Title	2024-25	2025-26	2025-26	2025-26
		Previous Year	Current year	Budget	Proposed
		YTD Actual	YTD Actual	Approved	Budget
		6/30/2025	4/30/2026	6/30/2026	6/30/2026
10-43-280	TELEPHONE	5,486	3,104	4,600	4,600
10-43-310	PROFESSIONAL/TECHNICAL/SERVICE	434	4,070	6,000	6,000
10-43-315	PROF CONSULTANT SERVICES	5,070	2,300	6,000	6,000
10-43-320	PROF/TECH/SERVICES/ACCOUNTING	4,596	3,361	10,000	10,000
10-43-325	PROF SERVICES - LEGAL	66,172	40,098	45,000	45,000
10-43-330	EDUCATION & TRAINING	2,425	1,478	5,500	5,500
10-43-350	ELECTIONS	0	200	200	200
10-43-440	BANK CHARGES	5,852	2,880	6,000	6,000
10-43-500	INSURANCE DEDUCTIBLE EXPENSE	0	0	0	0
10-43-510	INSURANCE AND SURETY BONDS	3,412	3,035	4,000	4,000
10-43-515	WORKERS COMPENSATION INS	897	3,195	2,400	2,400
10-43-610	MISCELLANEOUS SUPPLIES	158	613	1,000	1,000
10-43-620	MISCELLANEOUS SERVICES	3,763	3,355	5,000	5,000
10-43-740	CAPITAL OUTLAY - EQUIPMENT	0	0	0	0
Total ADMINISTRATIVE:		571,580	482,372	683,552	683,552
MUNICIPAL BUILDINGS					
10-45-110	SALARIES AND WAGES	19,597	26,643	44,250	44,250
10-45-111	PERFORMANCE BONUS	444	0	0	0
10-45-130	EMPLOYEE BENEFITS	120	166	330	330
10-45-131	EMPLOYER TAXES	1,554	2,160	3,385	3,385
10-45-132	INSUR BENEFITS	0	1,693	14,280	14,280
10-45-133	URS CONTRIBUTIONS	0	1,638	7,080	7,080
10-45-230	TRAVEL	0	0	250	250
10-45-240	OFFICE SUPPLIES AND EXPENSE	0	0	150	150
10-45-245	IT SUPPLIES & MAINT	0	0	250	250
10-45-250	EQUIPMENT/SUPPLIES & MNTNCE	0	0	0	0
10-45-255	VEHICLE SUPPLIES & MAINTENANCE	0	496	4,000	4,000
10-45-260	BLDGS/GROUNDS-SUPPLIES/MNTNCE	9,430	6,146	15,750	15,750
10-45-265	TOM MOORE BLDG/MNTNCE	0	0	0	0
10-45-270	UTILITIES	5,502	5,695	6,500	6,500
10-45-280	TELEPHONE		203	600	600
10-45-310	PROFESSIONAL & TECHNICAL		0	1,000	1,000
10-45-480	SPECIAL DEPARTMENT SUPPLIES		976	500	500
10-45-510	INSURANCE AND SURETY BONDS	1,098	1,322	1,400	1,400
10-45-515	WORKERS COMPENSATION INS		0	400	400
10-45-610	MISCELLANEOUS SUPPLIES	62	117	1,500	1,500
10-45-620	MISCELLANEOUS SERVICES		60	400	400
10-45-740	CAPITAL OUTLAY-EQUIPMENT	0	0	0	0
Total MUNICIPAL BUILDINGS:		37,808	47,314	102,025	102,025

Account Number	Account Title	2024-25	2025-26	2025-26	2025-26
		Previous Year	Current year	Budget	Proposed
		YTD Actual	YTD Actual	Approved	Budget
		6/30/2025	4/30/2026	6/30/2026	6/30/2026
NON-DEPARTMENTAL					
10-50-330	TOWN EVENTS	1,227	0	4,000	4,000
10-50-340	CENTRAL WASATCH COMM / CWC	15,000	15,000	15,000	15,000
10-50-350	SLC COMM RENEWABLE ENERGY PROG	0	0	400	400
10-50-610	MISCELLANEOUS SUPPLIES	0	0	1,200	1,200
10-50-620	AUDIT	10,000	12,000	12,000	12,000
10-50-640	MISC SERVICES	15	17	1,000	1,000
10-50-650	INSURANCE CLAIMS	0	0	0	0
10-50-910	SALES TAX RECEIVED	9	22	250	250
Total NON-DEPARTMENTAL:		26,251	27,039	33,850	33,850
TRANSPORTATION					
10-51-325	PROF & TECH SERVICES - LEGAL	316	826	1,000	1,000
10-51-630	WFRC MATCHING GRANT FUNDS	0	0	0	0
10-51-631	TRAILHEAD PROJECTS	0	0	0	0
10-51-635	MEDIAN	0	0	250	250
10-51-636	EXPANDED UTA BUS SERVICE	0	0	0	0
10-51-637	FLAGSTAFF LOT IMPROVEMENTS	0	0	0	0
10-51-638	TRAFFIC MANAGEMENT	995	874	10,000	10,000
10-51-640	MISCELLANEOUS	0	63	5,000	5,000
10-51-645	ALTA RESORT SHUTTLE	247,758	258,405	272,160	272,160
10-51-700	PARKING PERMITS	4,953	4,416	7,000	7,000
10-51-810	METERING	0	0	0	0
Total TRANSPORTATION:		254,022	264,585	295,410	295,410
CIVIL CODE ENFORCEMENT					
10-52-240	OFFICE SUPPLIES AND EXPENSE	0	0	3,000	3,000
10-52-310	PROFESSIONAL & TECHNICAL	0	0	1,000	1,000
10-52-640	MISCELLANEOUS	0	0	500	500
Total CIVIL CODE ENFORCEMENT:		0	0	4,500	4,500
PLANNING AND ZONING					
10-53-120	COMMISSION REMUNERATION	900	3,825	4,500	4,500
10-53-131	EMPLOYER TAXES		58	480	480
10-53-220	PUBLIC NOTICES	63	0	250	250
10-53-230	TRAVEL	0	0	1,000	1,000
10-53-240	OFFICE SUPPLIES AND EXPENSE	0	0	150	150
10-53-310	PROFESSIONAL & TECHNICAL	40,575	23,818	40,000	40,000
10-53-315	PROF & TECH SERVICES - LAWSUIT	0	0	0	0
10-53-325	PROF & TECH SERVICES - LEGAL	42,471	48,293	40,000	40,000
10-53-330	EDUCATION AND TRAINING	75	350	1,500	1,500
10-53-510	INSURANCE & SURETY BONDS	2,810	2,321	3,600	3,600
10-53-610	MISCELLANEOUS SUPPLIES	10	10	300	300
10-53-620	MISCELLANEOUS SERVICES	0	0	300	300
Total PLANNING AND ZONING:		86,904	78,675	92,080	92,080

Account Number	Account Title	2024-25	2025-26	2025-26	2025-26
		Previous Year	Current year	Budget	Proposed
		YTD Actual	YTD Actual	Approved	Budget
		6/30/2025	4/30/2026	6/30/2026	6/30/2026
POLICE DEPARTMENT					
10-54-110	SALARIES AND WAGES	746,586	649,081	1,018,694	1,018,694
10-54-111	PERFORMANCE BONUS	11,293	0	0	0
10-54-112	WAGE CORRECTION (FY24)	0	0	0	0
10-54-130	EMPLOYEE BENEFITS	2,495	1,156	5,000	5,000
10-54-131	EMPLOYER TAXES	58,228	51,774	78,000	78,000
10-54-132	INSUR BENEFITS	129,736	124,348	145,000	145,000
10-54-133	URS CONTRIBUTIONS	135,324	122,149	227,536	227,536
10-54-135	MENTAL HEALTH RESOURCES		1,710	4,750	4,750
10-54-140	TERMINATION BENEFITS	0	0	0	0
10-54-210	BOOKS/SUBSCRIP/MEMBERSHIPS	14,007	14,369	17,000	17,000
10-54-230	TRAVEL	586	204	1,000	1,000
10-54-240	OFFICE SUPPLIES AND EXPENSE	698	1,034	1,500	1,500
10-54-245	IT SUPPLIES AND MAINT	13,780	21,079	25,000	25,000
10-54-250	EQUIP/SUPPLIES & MNTNCE	2,628	778	5,000	5,000
10-54-255	VEHICLE SUPPLIES & MAINTENANCE	16,029	18,330	28,000	28,000
10-54-260	BLDGS/GROUNDS-SUPPLIES/MNTNCE	23,622	37,284	40,000	40,000
10-54-265	VEHICLE LEASE PAYMENTS	0	0	0	0
10-54-270	UTILITIES	7,620	6,318	10,000	10,000
10-54-280	TELEPHONE	9,813	8,396	16,000	16,000
10-54-310	PROFESS/TECHNICAL SERVICES	0	5,353	2,000	12,530
10-54-325	PROF & TECH SERVICES - LEGAL	1,770	570	10,000	10,000
10-54-330	EDUCATION AND TRAINING	4,126	3,224	12,500	12,500
10-54-470	UNIFORMS	2,375	5,470	8,000	8,000
10-54-480	SPECIAL DEPARTMENT SUPPLIES	13,492	5,179	19,000	19,000
10-54-500	INSURANCE DEDUCTIBLE EXPENSE	0	0	500	500
10-54-510	INSURANCE AND SURETY BONDS	15,146	14,767	14,767	14,767
10-54-515	WORKERS COMPENSATION INS	1,794	6,391	8,500	8,500
10-54-610	MISCELLANEOUS SUPPLIES	2,353	281	20,000	20,000
10-54-620	MISCELLANEOUS SERVICES	4,595	2,423	5,000	3,000
10-54-740	CAPITAL OUTLAY - EQUIPMENT	0	0	0	0
10-54-810	METERING	0	0	0	0
10-54-820	4x4 ENFORCEMENT	0	0	0	0
Total POLICE DEPARTMENT:		1,218,096	1,101,667	1,722,747	1,731,277
POST OFFICE					
10-56-110	SALARIES AND WAGES	31,695	27,726	35,986	35,986
10-56-111	PERFORMANCE BONUS	861	0	0	0
10-56-130	EMPLOYEE BENEFITS	220	180	300	300
10-56-131	EMPLOYER TAXES	2,573	2,269	2,755	2,755
10-56-210	BOOKS/SUBSCRIP/MEMBERSHIPS	0	0	0	0
10-56-230	TRAVEL	0	0	100	100
10-56-240	OFFICE SUPPLIES & EXPENSE	498	373	700	700
10-56-245	IT SUPPLIES AND MAINT	215	1,608	2,000	2,000

Account Number	Account Title	2024-25	2025-26	2025-26	2025-26
		Previous Year	Current year	Budget	Proposed
		YTD Actual	YTD Actual	Approved	Budget
		6/30/2025	4/30/2026	6/30/2026	6/30/2026
10-56-250	EQUIP/SUPPLIES AND MNTNCE	1,477	929	1,500	1,500
10-56-260	BLDGS/GOUNDS-SUPPLIES/MNTNCE	1,873	1,360	2,500	2,500
10-56-270	UTILITIES	1,852	2,243	2,700	2,700
10-56-280	TELEPHONE	1,300	1,085	1,500	1,500
10-56-440	BANK CHARGES - Alta CPO Acct	20	0	0	0
10-56-480	SPECIAL DEPARTMENT SUPPLIES	0	44	100	100
10-56-510	INSURANCE & SURETY BONDS	681	679	700	700
10-56-515	WORKERS COMPENSATION INS	166	592	800	800
10-56-620	MISCELLANEOUS SERVICES	0	75	200	200
10-56-630	OVERAGE & SHORT	0	0	0	0
10-56-635	POST OFFICE INVENTORY	1,296	-468	1,500	1,500
10-56-740	CAPITAL OUTLAY - EQUIPMENT	0	0	0	0
Total POST OFFICE:		44,727	38,694	53,341	53,341
BUILDING INSPECTION					
10-58-110	SALARIES AND WAGES	0	0	0	0
10-58-120	PLAN CHECKS	53,236	28,707	48,000	48,000
10-58-130	EMPLOYEE BENEFITS	0	0	0	0
10-58-210	BOOKS, SUBSCRIPTIONS & MEMBERS	0	0	400	400
10-58-230	TRAVEL	21	0	0	0
10-58-280	TELEPHONE	0	0	0	0
10-58-310	PROFESS/TECHNICAL INSPECTIONS	11,680	23,673	40,000	40,000
10-58-325	PROF SERVICES - LEGAL	294	0	600	600
10-58-330	EDUCATION AND TRAINING	0	0	0	0
10-58-480	SPECIAL DEPARTMENT SUPPLIES	0	0	0	0
10-58-481	BUILDING PERMIT - SURCHARGES	1,953	134	1,000	1,000
10-58-510	INSURANCE & SURETY BONDS	218	536	1,200	1,200
Total BUILDING INSPECTION:		67,403	53,049	91,200	91,200
STREETS - C ROADS					
10-60-110	SALARIES AND WAGES	0	0	0	0
10-60-130	EMPLOYEE BENEFITS	0	0	0	0
10-60-250	EQUIP/SUPPLIES/MNTNCE	0	0	0	0
10-60-260	BLDGS/GROUNDS-SUPPLIES/MNTNCE	0	0	8,000	8,000
10-60-265	FLAGSTAFF LOT PAVING	0	0	0	0
10-60-310	PROFESS/TECHNICAL SERVICES	15,230	0	17,000	17,500
10-60-480	SPECIAL DEPARTMENT SUPPLIES	0	0	0	0
Total STREETS - C ROADS:		15,230	0	25,000	25,500
RECYCLING					
10-62-210	BOOKS/SUBSCRIP/MEMBERSHIPS	0	0	0	0
10-62-230	TRAVEL	0	0	0	0
10-62-250	EQUIP/SUPPLIES/MNTNCE	0	0	0	0
10-62-260	BLDGS/GROUNDS-SUPPLIES/MNTNCE	1,328	1,067	1,500	1,500
10-62-310	CONTRACT SERVICES cardboard	23,304	18,493	31,000	31,000

Account Number	Account Title	2024-25	2025-26	2025-26	2025-26
		Previous Year	Current year	Budget	Proposed
		YTD Actual	YTD Actual	Approved	Budget
		6/30/2025	4/30/2026	6/30/2026	6/30/2026
10-62-480	SPECIAL DEPARTMENT SUPPLIES	0	0	0	0
10-62-610	MISCELLANEOUS SUPPLIES	0	0	0	0
Total RECYCLING:		24,632	19,561	32,500	32,500
GIS					
10-66-110	SALARIES AND WAGES	0	0	0	0
10-66-111	PERFORMANCE BONUS	0	0	0	0
10-66-130	EMPLOYEE BENEFITS	0	0	0	0
10-66-131	EMPLOYER TAXES	0	0	0	0
10-66-240	OFFICE SUPPLIES AND EXPENSE	0	0	0	0
10-66-250	EQUIPMENT/SUPPLIES & MNTNCE	0	0	0	0
10-66-310	PROFESS/TECHNICAL SERVICES	0	2,664	5,000	5,000
10-66-330	EDUCATION AND TRAINING	0	0	0	0
10-66-480	SPECIAL DEPARTMENT SUPPLIES	0	0	0	0
10-66-740	CAPITAL OUTLAY - EQUIPMENT	0	0	0	0
Total GIS:		0	2,664	5,000	5,000
SUMMER PROGRAM					
10-70-110	SALARIES AND WAGES	687	1,627	3,250	3,250
10-70-111	PERFORMANCE BONUS	0	0	0	0
10-70-130	EMPLOYEE BENEFITS	40	0	70	70
10-70-131	EMPLOYER TAXES	57	139	250	250
10-70-132	INSUR BENEFITS		0	1,050	1,050
10-70-133	URS CONTRIBUTIONS		0	520	520
10-70-250	EQUIP-SUPPLIES/MNTNCE	3,416	1,920	6,000	6,000
10-70-255	VEHICLE SUPPLIES & MAINTENANCE	0	632	2,000	2,000
10-70-260	BLDGS/GROUNDS-STORAGE UNIT	4,492	3,997	5,000	5,000
10-70-265	VEHICLE LEASE PAYMENTS	0	0	0	0
10-70-310	PROFESSIONAL & TECHNICAL	0	0	0	0
10-70-320	USFS RANGER	24,000	0	12,000	12,000
10-70-470	TRAILS	0	0	0	0
10-70-480	SPECIAL DEPARTMENT SUPPLIES	0	0	100	100
10-70-510	INSURANCE AND SURETY BONDS	1,149	971	1,149	1,149
10-70-515	WORKERS COMPENSATION INS	0	0	400	400
10-70-740	CAPITAL OUTLAY - EQUIPMENT	0	0	0	0
Total SUMMER PROGRAM:		33,842	9,285	31,789	31,789

Account Number	Account Title	2024-25	2025-26	2025-26	2025-26
		Previous Year	Current year	Budget	Proposed
		YTD Actual	YTD Actual	Approved	Budget
		6/30/2025	4/30/2026	6/30/2026	6/30/2026
IMPACT FEE					
10-72-110	SALARIES AND WAGES	0	0	0	0
10-72-130	EMPLOYEE BENEFITS	0	0	0	0
10-72-250	EQUIP-SUPPLIES/MNTNCE	0	0	0	0
10-72-280	TELEPHONE	0	0	0	0
10-72-310	PROFESS/TECHNICAL SERVICES	0	0	0	0
10-72-325	PROF & TECH SERVICES - LEGAL	0	0	0	0
10-72-480	SPECIAL DEPARTMENT SUPPLIES	0	0	0	0
10-72-620	MISCELLANEOUS SERVICES	0	0	0	0
10-72-740	CAPITAL OUTLAY - EQUIPMENT	0	0	0	0
Total IMPACT:		0	0	0	0
LIBRARY - COMMUNITY CENTER					
10-75-110	SALARIES AND WAGES	0	0	0	0
10-75-130	EMPLOYEE BENEFITS	0	0	0	0
10-75-250	EQUIP-SUPPLIES/MNTNCE	0	0	500	500
10-75-260	BLDGS/GROUNDS-SUPPLIES/MNTNCE	769	2,427	6,000	6,000
10-75-270	UTILITIES	3,624	3,649	6,600	6,600
10-75-280	TELEPHONE	0	0	0	0
10-75-480	SPECIAL DEPARTMENT SUPPLIES	0	0	0	0
10-75-510	INSURANCE & SURETY BONDS	1,183	1,036	1,500	1,500
10-75-620	MISCELLANEOUS SERVICES	0	0	100	100
10-75-740	CAPITAL OUTLAY - EQUIPMENT	0	0	0	0
Total LIBRARY - COMMUNITY CENTER:		5,576	7,112	14,700	14,700
OUR LADY OF THE SNOWS - COMMUNITY CENTER					
10-76-110	SALARIES AND WAGES	0	7,090	17,500	17,500
10-76-130	EMPLOYEE BENEFITS	0	0	0	0
10-76-131	EMPLOYER TAXES	0	538	1,340	1,340
10-76-132	INSUR BENEFITS		0	5,670	5,670
10-76-133	URS CONTRIBUTIONS		0	2,048	2,048
10-76-250	EQUIP-SUPPLIES/MNTNCE	0	0	3,750	3,750
10-76-260	BLDGS/GROUNDS-SUPPLIES/MNTNCE	0	2,320	2,500	2,500
10-76-270	UTILITIES	0	3,759	11,950	11,950
10-76-280	TELEPHONE	0	0	0	0
10-76-480	SPECIAL DEPARTMENT SUPPLIES	0	0	0	0
10-76-510	INSURANCE & SURETY BONDS	0	2,130	2,215	2,215
10-76-515	WORKERS COMPENSATION INS	0	0	0	0
10-76-620	MISCELLANEOUS SERVICES	0	0	0	0
10-76-740	CAPITAL OUTLAY - EQUIPMENT	0	0	0	0
Total OUR LADY OF THE SNOWS CENTER:		0	15,838	46,973	46,973

Account Number	Account Title	2024-25	2025-26	2025-26	2025-26
		Previous Year	Current year	Budget	Proposed
		YTD Actual	YTD Actual	Approved	Budget
		6/30/2025	4/30/2026	6/30/2026	6/30/2026
COMMUNITY DEVELOPMENT					
10-78-110	SALARIES AND WAGES	0	0	0	0
10-78-130	EMPLOYEE BENEFITS	0	0	0	0
10-78-250	EQUIP-SUPPLIES/MNTNCE	0	0	0	0
10-78-260	BLDGS/GROUNDS-SUPPLIES/MNTNCE	0	0	0	0
10-78-310	PROGRESS/TECHNICAL SERVICES	0	0	0	0
10-78-620	MISCELLANEOUS SERVICES	0	0	0	0
10-78-740	CAPITAL OUTLAY - EQUIPMENT	0	0	0	0
Total COMMUNITY DEVELOPMENT:		0	0	0	0
TRANSFERS OUT OF GENERAL FUND					
10-90-510	TRANSFER TO WATER FUND	0	0	0	0
10-90-520	TRANSFER TO SEWER FUND	0	0	0	0
10-90-530	TRANSFER TO DEBT SERVICE	0	0	0	0
10-90-540	TRANS TO GENERAL FUND RESERVE	0	0	0	0
10-90-550	TRANS TO CAPITAL PROJECT FUND	988,000	0	16,702	16,672
10-90-560	TRANS TO POST EMPLOYMENT FUND	0	0	0	0
Total TRANSFERS OUT OF GENERAL FUND:		988,000	0	16,702	16,672
GENERAL FUND Expenditure Total:		2,440,363	2,190,950	3,294,936	3,303,966
GENERAL FUND TRANSFER OUT Total:		988,000	0	16,702	16,672
GENERAL FUND BUDGET		3,428,363	2,190,950	3,311,638	3,320,638
GENERAL FUND SUMMARY					
GENERAL FUND Revenue & Transfer IN Total:		3,576,604	2,601,207	3,311,638	3,320,638
GENERAL FUND Expenditure & Transfer OUT Total:		3,428,363	2,190,950	3,311,638	3,320,638
Net Total GENERAL FUND:		148,241	410,257	0	0

		2024-25 Previous Year	2025-26 Current year	2025-26 Budget Approved	2025-26 Proposed Budget
Account Number	Account Title	YTD Actual 6/30/2025	YTD Actual 4/30/2026	6/30/2026	6/30/2026
CAPITAL PROJECT FUND REVENUE					
INTERGOVERNMENTAL REVENUE					
45-33-400	STATE GRANT	0	0	0	0
Total INTERGOVERNMENTAL REVENUE:		0	0	0	0
MISCELLANEOUS REVENUE					
45-36-100	INTEREST	74,891	33,716	40,000	40,000
Total MISCELLANEOUS REVENUE:		74,891	33,716	40,000	40,000
TRANSFERS INTO CAPITAL PROJECT FUND					
45-39-100	TRANSFER FROM GENERAL FUND	988,000	0	16,702	16,672
45-39-250	USE OF RESERVED FUNDS	0	0	1,161,843	1,161,873
Total TRANSFERS INTO CAPITAL PROJECT FUND:		988,000	0	1,178,545	1,178,545
CAPITAL PROJECT FUND EXPENSE					
MUNICIPAL BUILDINGS					
45-45-740	TOWN OFFICE	8,270	0	0	0
45-45-750	COMMUNITY CENTERS	1,056,396	28,738	1,110,500	1,110,500
Total EXPENDITURE:		1,064,666	28,738	1,110,500	1,110,500
POLICE DEPT					
45-54-741	BUILDINGS	0	2,254	33,000	33,000
45-54-742	VEHICLES	58,430	2,288	2,500	2,500
45-54-743	EQUIPMENT	59	47,919	52,000	52,000
Total EXPENDITURE:		58,489	52,461	87,500	87,500
OTHER EXPENDITURES					
45-70-740	SUMMER PROGRAM	0	0	20,000	20,000
45-70-741	UTILITY IMPROVEMENTS	14,455	545	545	545
Total EXPENDITURE:		14,455	545	20,545	20,545
TRANSFERS OUT OF CAPITAL PROJECTS FUND					
45-90-200	CONTRIB TO FUND BALANCE	0	0	0	0
45-90-540	TRANS TO GENERAL FUND RESERVE	0	0	0	0
Total TRANSFERS OUT OF CAPITAL PROJECTS FUND:		0	0	0	0
CAPITAL PROJECT FUND Revenue & Transfer Total:		1,062,891	33,716	1,218,545	1,218,545
CAPITAL PROJECT FUND Expenditure Total:		1,137,610	81,744	1,218,545	1,218,545
Net Total CAPITAL PROJECT FUND:		-74,719	-48,028	0	0

Account Number	Account Title	2024-25	2025-26	2025-26	2025-26
		Previous Year	Current year	Budget	Proposed
		YTD Actual	YTD Actual	Approved	Budget
		6/30/2025	4/30/2026	6/30/2026	6/30/2026
WATER FUND REVENUE					
CHARGES FOR SERVICES					
51-34-100	WATER SALES	329,019	256,510	383,600	383,600
51-34-101	WATER SALES - OVERAGE	26,669	44,891	32,000	32,000
51-34-102	WATER SALES - OTHER	1,694	6,101	0	0
51-34-200	CONNECTION FEES	1,560	0	0	0
Total CHARGES FOR SERVICES:		358,942	307,502	415,600	415,600
MISCELLANEOUS REVENUE					
51-36-100	INTEREST EARNINGS	22,263	13,840	15,000	15,000
51-36-200	BOND PROCEEDS	0	0	0	0
51-36-300	OTHER FINANCING SOURCES	0	0	250,000	250,000
51-36-800	DONATIONS	0	0	0	0
51-36-810	IMPACT FEES	0	0	0	0
51-36-820	AMERICAN RECOVERY ACT	0	0	0	0
51-36-900	MISCELLANEOUS	0	0	0	0
Total MISCELLANEOUS REVENUE:		22,263	13,840	265,000	265,000
TRANSFERS INTO WATER FUND					
51-39-100	CONTRIBUTIONS - GENERAL FUND	0	0	0	0
51-39-200	USE OF WATER RESERVE/PTIF BAL	0	0	301,750	301,750
Total TRANSFERS INTO WATER FUND:		0	0	301,750	301,750
WATER FUND EXPENDITURES					
51-40-110	SALARIES AND WAGES	15,320	16,086	17,700	17,700
51-40-111	PERFORMANCE BONUS	0	0	0	0
51-40-130	EMPLOYEE BENEFITS	0	0	0	0
51-40-131	EMPLOYER TAXES	896	941	1,355	1,355
51-40-132	INSUR BENEFITS	1,708	1,708	1,225	1,225
51-40-133	URS CONTRIBUTIONS	2,434	2,283	2,830	2,830
51-40-210	BOOKS/SUBSCRIP/MEMBERSHIPS	655	469	700	700
51-40-230	TRAVEL	0	0	0	0
51-40-240	OFFICE SUPPLIES AND EXPENSE	0	0	0	0
51-40-245	IT/ACCTG SOFTWARE SUPPORT	1,553	2,000	2,500	2,500
51-40-250	EQUIP-SUPPLIES/MNTNCE	4,384	10,391	8,000	8,000
51-40-255	VEHCILES-SUPPLIES/MNTNCE	0	0	0	0
51-40-260	BLDGS/GROUNDS-SUPPLIES/MNTNCE	22,931	37	10,000	10,000
51-40-265	VEHICLE LEASE PAYMENTS	0	0	0	0
51-40-270	UTILITIES	16,134	16,966	17,850	17,850
51-40-280	TELEPHONE	1,507	1,062	2,520	2,520
51-40-305	WATER COSTS	10,148	7,829	9,000	9,000
51-40-310	PROFESS/TECHNICAL SERVICES	38,176	46,327	65,000	65,000
51-40-315	OTHER SERVICES/WATER PROJECTS	0	0	0	0
51-40-320	ENGINEERING/WATER PROJECTS	22,405	0	40,000	40,000
51-40-325	PROF & TECH SERVICES - LEGAL	4,153	1,138	3,150	3,150

Account Number	Account Title	2024-25	2025-26	2025-26	2025-26
		Previous Year	Current year	Budget	Proposed
		YTD Actual	YTD Actual	Approved	Budget
		6/30/2025	4/30/2026	6/30/2026	6/30/2026
51-40-330	EDUCATION AND TRAINING	0	0	0	0
51-40-475	SUPPLIES/WATER PROJECTS	0	0	0	0
51-40-480	SPECIAL DEPARTMENT SUPPLIES	0	0	530	530
51-40-490	WATER TESTS	6,119	7,649	12,600	12,600
51-40-495	WATER TREATMENT SUPPLIES	46,863	5,813	50,000	50,000
51-40-510	INSURANCE AND SURETY BONDS	5,245	5,014	5,245	5,245
51-40-515	WORKERS COMPENSATION INS	299	1,065	650	650
51-40-610	MISCELLANEOUS SUPPLIES	0	0	525	525
51-40-620	MISCELLANEOUS SERVICES	4,400	3,710	4,410	4,410
51-40-630	BAD DEBT EXPENSE	0	0	0	0
51-40-650	DEPRECIATION	75,384	0	60,900	60,900
51-40-740	CAPITAL OUTLAY	19,514	408,683	591,750	591,750
51-40-810	DEBT SERVICE - PRINCIPAL	0	0	50,000	50,000
51-40-820	DEBT SERVICE - INTEREST	0	0	0	0
51-40-830	INFRASTRUCTURE REPLACEMENT	0	0	23,910	23,910
51-40-999	LOSS ON DISPOSAL OF CAP ASSETS	0	0	0	0
Total EXPENDITURES:		300,229	539,172	982,350	982,350
WATER FUND Revenue & Transfer Total:		381,205	321,342	982,350	982,350
WATER FUND Expenditure Total:		300,229	539,172	982,350	982,350
Net Total WATER FUND:		80,976	-217,830	0	0

		2024-25 Previous Year	2025-26 Current year	2025-26 Budget Approved	2025-26 Proposed Budget
Account Number	Account Title	YTD Actual	YTD Actual	6/30/2026	6/30/2026
		6/30/2025	4/30/2026	6/30/2026	6/30/2026
SEWER FUND REVENUE					
CHARGES FOR SERVICES					
52-34-100	SEWER SERVICES	231,928	199,253	297,948	297,948
52-34-200	CONNECTION FEES	2,340	0	0	0
Total CHARGES FOR SERVICES:		234,268	199,253	297,948	297,948
MISCELLANEOUS REVENUE					
52-36-100	INTEREST EARNINGS	31,031	22,986	23,000	23,000
52-36-300	OTHER FINANCING SOURCES	0	0	0	0
52-36-900	MISCELLANEOUS	0	2,252	0	22,500
Total MISCELLANEOUS REVENUE:		31,031	25,238	23,000	45,500
TRANSFERS INTO SEWER FUND					
52-39-100	CONTRIBUTIONS - GENERAL FUND	0	0	0	0
52-39-200	USE OF SEWER RESERVE/PTIF	0	0	22,525	45,025
Total TRANSFERS INTO SEWER FUND:		0	0	22,525	45,025

Account Number	Account Title	2024-25	2025-26	2025-26	2025-26
		Previous Year	Current year	Budget	Proposed
		YTD Actual	YTD Actual	Approved	Budget
		6/30/2025	4/30/2026	6/30/2026	6/30/2026
SEWER FUND EXPENDITURES					
52-40-110	SALARIES AND WAGES	13,534	14,211	15,500	15,500
52-40-111	PERFORMANCE BONUS	0	0	0	0
52-40-130	EMPLOYEE BENEFITS	10	0	200	200
52-40-131	EMPLOYER TAXES	1,035	1,087	1,185	1,185
52-40-132	INSUR BENEFITS	1,504	1,545	1,100	1,100
52-40-133	URS CONTRIBUTIONS	2,151	2,625	2,500	2,500
52-40-240	OFFICE SUPPLIES AND EXPENSE	0	0	120	120
52-40-245	IT/ACCTG SOFTWARE SUPPORT	1,553	2,000	2,400	2,400
52-40-250	EQUIP-SUPPLIES/MNTNCE	0	0	230	230
52-40-265	VEHICLE LEASE PAYMENTS	0	0	0	0
52-40-305	DISPOSAL COSTS	164,292	126,859	220,000	220,000
52-40-310	PROFESS/TECHNICAL SERVICES	9,360	7,150	9,000	9,000
52-40-320	ENGINEERING/SEWER PROJECTS		1,400	35,000	35,000
52-40-330	EDUCATION AND TRAINING		0	525	525
52-40-325	PROF & TECH SERVICES - LEGAL	123	25	1,000	1,000
52-40-480	SPECIAL DEPARTMENT SUPPLIES	0	0	0	0
52-40-510	INSURANCE AND SURETY BONDS	2,609	2,321	3,500	3,500
52-40-515	WORKERS COMPENSATION INS	166	592	150	150
52-40-610	MISCELLANEOUS SUPPLIES	0	0	300	300
52-40-620	MISCELLANEOUS SERVICES	847	1,215	2,000	2,000
52-40-630	BAD DEBT EXPENSE	0	0	0	0
52-40-650	DEPRECIATION	9,969	0	23,763	23,763
52-40-740	CAPITAL OUTLAY	10,000	24,635	25,000	70,000
52-40-810	DEBT SERVICE - PRINCIPAL	0	0	0	0
52-40-820	DEBT SERVICE - INTEREST	0	0	0	0
52-40-830	INFRASTRUCTURE REPLACEMENT	0	0	0	0
52-40-910	TRANSFERS TO OTHER FUNDS	0	0	0	0
52-40-999	LOSS ON DISPOSAL OF CAP ASSETS	0	0	0	0
Total EXPENDITURES:		217,153	185,664	343,473	388,473
SEWER FUND Revenue & Transfers Total:		265,299	224,491	343,473	388,473
SEWER FUND Expenditure Total:		217,153	185,664	343,473	388,473
Net Total SEWER FUND:		48,146	38,827	0	0
NET "GRAND" TOTAL - ALL 4 FUNDS BUDGET MUST = Zero		202,644	183,226	0	0