


Uniform Instructions for Wisconsin Absentee Voters



STEP 1
Read and follow the instructions on your ballot.
Mistakes may prevent your votes from being counted.

STEP 2
**You must vote your ballot in the presence of an adult witness:**

- Mark your ballot in the presence of your witness.
- Your witness cannot tell you who or what to vote for and cannot see the choices you make on your ballot.

Who can be a witness?

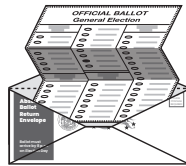
- ☒ A witness must be a U.S. Citizen who is at least 18 years old.
- ☒ For military or overseas voters, your witness must be at least 18 years old but is not required to be a U.S. Citizen.
- ☒ A witness can be a friend, spouse, family member, neighbor, etc.

Who cannot be a witness?


- ☒ A candidate on the ballot for this election.

If you're having trouble finding a witness or have questions about the witness requirement, please contact your municipal clerk.

STEP 3
Refold your voted ballot and place it inside of the return envelope.



STEP 4
Seal the envelope in the presence of your witness.



Make sure your envelope is completely sealed

STEP 5
Fill out the required sections of the absentee return envelope.

Required Elements

VOTER

Your voter information
(may already be complete)

Signature

WITNESS

Signature

Printed Name

Address

Official Absentee Ballot Certificate & Application

1 CLERK or VOTER must complete this part

Voter Information

City Name: _____
Village Name: _____
Town Name: _____
Name (Last, First, Middle): _____
Street Address: _____
County: _____ City: _____
State: _____ Zip: _____ Ward: _____ At-Large District: _____

2 VOTER must complete this part

I certify, subject to the penalties for false statements of Wis. Stats. § 20.01(3), that:

- I am a resident of the ward or of the at-large district of the municipality in the county of the state of Wisconsin indicated hereon.
- I am entitled to vote in the ward or at-large district at the election indicated hereon.
- I am not voting at any other location in this election.
- I am unable or unwilling to appear at the polling place in the ward on Election Day, or I have changed my residence within the state from one ward to another less than 30 days before the election.
- I displayed the ballot unmarked to the witness and in the presence of no other person marked the ballot and enclosed it in this envelope in a manner that no one but myself and an assistant under § 4.02(15), if requested assistance, could have voted.
- I requested this ballot and this is the original or a copy of that request.

3 VOTER must complete this part

Voter Signature

Certification of Assistant (if applicable)
I certify that the voter is unable to sign their name due to a disability and that I signed the voter's name at the direction and request of the voter.

Assistant Signature: _____

4 WITNESS must complete this part

I, the undersigned witness, subject to the penalties for false statements of Wis. Stats. § 20.01(3), certify that:

- I am an adult U.S. citizen.
- The above statements are true and the voting procedure was executed as stated.
- I am not a candidate for any office on the ballot (including an office of an incumbent municipal clerk).
- I did not solicit or advise the voter to vote for or against any candidate or measure.

WITNESS REQUIRED

5 WITNESS must complete this part

Witness Signature

Witness Printed Name

Witness Address (Number, Street Name, City)

STEP 6
Return your ballot.

Unless you are a voter with a disability, you must personally return your own ballot and it must be received in time to be delivered to your polling place no later than 8:00 p.m. on Election Day.

- Mail it back. Allow at least **one week** for mail.
- Drop it off at your municipal clerk's office.
- Drop it off at your polling place or central count location.
- Voters with disabilities have the right to assistance in returning an absentee ballot. The voter's assistant can be anyone who is not the voter's employer, an agent of the employer, a representative of their labor union, or a candidate on the ballot.
- **Absentee ballots may not be returned by email or fax.**

Getting Assistance

If you need help reading or filling out your ballot or absentee return envelope, you may ask for assistance from anyone who is not your employer or a representative of your labor union. **Your assistant may also serve as your witness.** Explaining how to fill out your ballot or return envelope is not “assistance.”

With your absentee return envelope	With your ballot
<ul style="list-style-type: none">• If someone signs your absentee return envelope on your behalf, make sure they also sign in the <i>Certification of Assistant</i> section.• Your assistant may also serve as your witness.	<ul style="list-style-type: none">• Your assistant must sign in the <i>Certification of Assistant</i> section.• Your assistant can read your ballot to you or fill out your ballot under your direction but cannot tell you how to vote.

Ballot Damage & Mistakes

If you make a mistake while marking your ballot or completing the return envelope, **please contact your municipal clerk.** They can also field questions about how to request a new ballot and return it if you make a mistake.

You can find their information below or by scanning the QR code.

Voter Photo ID

- If you have received your ballot, then a copy of your photo ID is already on file or you are exempt from the requirement. You do not need to provide another copy of photo ID unless instructed by your clerk.



myvote.wi.gov/en-us/My-Municipal-Clerk

If you have any questions, please contact your municipal clerk for assistance.

Municipal Clerk Contact Information

(Name of Municipal Clerk)

(Name of Municipality)

Phone:

Email:

Fax:

State Election Official Contact Information Wisconsin Elections Commission

Help Desk: (608) 261-2028

Email: elections@wi.gov



**Check absentee ballot return status, find voter information, and more on
MyVote.wi.gov**

Uniform Instructions for Wisconsin Absentee Voters

EL-128 | Rev 08-2023 | Wisconsin Elections Commission, P.O. Box 7984, Madison, WI 53707-7984 |
(608) 261-2028 | elections.wi.gov | elections@wi.gov