

City of Gholson

Fiscal Year 2024-2025

Budget Cover Page

This budget will raise more revenue from property taxes than last year's budget by an amount of \$47,250, which is a 133.96 percent increase from last year's budget. The property tax revenue to be raised from new property added to the tax roll this year is \$4,977.

The members of the governing body voted on the budget as follows:
FOR:

AGAINST:

PRESENT and not voting:

ABSENT:

Property Tax Rate Comparison

	2024-2025	2023-2024
Property Tax Rate:	\$0.095000/100	\$0.046510/100
No-New-Revenue Tax Rate:	\$0.042773/100	\$0.041386/100
No-New-Revenue Maintenance & Operations Tax Rate:	\$0.043210/100	\$0.050624/100
Voter-Approval Tax Rate:	\$0.122490/100	\$0.168799/100
Debt Rate:	\$0.000000/100	\$0.000000/100

Total debt obligation for City of Gholson secured by property taxes: \$0

City of Gholson



OCT 2024 - SEP 2025
Budget Proposal



City of Gholson
749 Knust Circle
Waco, Texas 76705
Phone: (254) 829-0100
Email: cityofgholson05@gmail.com

Page: 2 of 227

DOCUMENT REVISION HISTORY	4
DOCUMENT REVISION HISTORY TABLE	4
CITY OF GHOLSON COVER PAGE	5
FISCAL YEAR 2024-2025	5
STATEMENT OF THE MAYOR	6
STATEMENT	6
INTRODUCTION	7
OVERVIEW	7
STATE OF THE CITY	8
CITY OF GHOLSON OVERVIEW	8
CENSUS DATA	9
POPULATION SUMMARY	9
FINANCIAL CHALLENGES (EROSION OF THE DOLLAR)	10
OVERVIEW	10
INCREASE OF THE M2 MONEY SUPPLY	10
NATIONAL DEBT	11
DECLINE OF THE PETRODOLLAR	13
BRICS	14
ECONOMIC EFFECTS ON THE CITY	15
OVERVIEW	15
RECOMMENDED STRATEGY	15
2024 BUDGET	16
ROAD IMPROVEMENTS	17
OVERVIEW	17
ROAD MAINTENANCE PLAN	17
2020/2024 ESTIMATES/ACTUALS	17
BUDGET	18
CITY PAYROLL	19
OVERVIEW	19
JUSTIFICATION	19
BUDGET	19
CITY PARK	20
OVERVIEW	20
JUSTIFICATION	21
BUDGET	24
EMERGENCY RESPONSE	25
OVERVIEW	25



EMERGENCY MANAGEMENT AUTHORITY FOR MAYORS	25
FIVE ROLES OF EMERGENCY MANAGEMENT	26
EMERGENCY MANAGERS RESPONSIBILITIES	26
DUTIES OF A CITY IN AN EMERGENCY	26
EMERGENCY FINANCE AUTHORITY	27
EXPENSE JUSTIFICATION	27
BUDGET	28
GHOLSONFEST	29
OVERVIEW	29
JUSTIFICATION	29
BUDGET	29
CONTRACTED SERVICES	30
OVERVIEW	30
JUSTIFICATION	30
BUDGET	32
ONGOING EXPENSES	33
OVERVIEW	33
BUDGET	33
OTHER	34
BUDGET	34
FINAL BUDGET	35
BUDGET	35
APPENDICES & OTHER CENSUS DATA	36
HOUSING	36
VETERANS	37
EDUCATION	38
EMPLOYMENT	39
INCOME	40
RACE/ETHNICITY	41
ANCESTRY DEMOGRAPHICS	42

DOCUMENT REVISION HISTORY

DOCUMENT REVISION HISTORY TABLE

The following table contains the revision history of this document.

Change	Version	Date	Modified By	Authorized By
Initial Issue	1.0	07/27/2024	N/A	Eddie Oliver
Review Issue	1.1	07/28/2024	Eddie Oliver	Eddie Oliver
Secretary Budget Review	1.2	07/30/2024	Molly McGraw	Eddie Oliver



City of Gholson

749 Knust Circle

Waco, Texas 76705

Phone: (254) 829-0100

Email: cityofgholson05@gmail.com

Page: 4 of 227

Legal Budget Review	1.3	07/31/2024	David Morrison	Eddie Oliver
Proposed Budget	1.4	08/01/2024	Eddie Oliver	Eddie Oliver
Added Annual City Expenses	1.5	08/12/2024	Eddie Oliver	Eddie Oliver



CITY OF GHOLSON COVER PAGE

FISCAL YEAR 2024-2025

This budget will raise more revenue from property taxes than last year's budget by an amount of **\$38,760.99** which is an increase of **5.2227%** from last year's budget period the property tax revenue will be raised from new property added to the tax rolls this year is: \$82,520.99

Mayor:	Eddie Oliver
City Council Member:	Tommy Buzbee
City Council Member:	Ron McCartney
City Council Member	Jonathan Spence
City Council Member	Ric Maddox
City Council Member	Zack McFarlane

For: None:

Against: None

Present and not voting: None

Absent: None

Property Tax Rate Comparison

	2024-2025	2023-2024
Property tax rate	\$0.095000/100	\$0.046510/100
No-New Revenue Tax Rate	\$0.042773/100	\$0.041386/100
No New Revenue Maintenance & Ops Rate	\$0.043210/100	\$0.050624/100
Voter Approval Tax Rate	\$0.122490/100	\$0.168799/100
Debt Rate:	\$00.000000/100	\$00.000000/100

Total debt obligation for the city of Gholson secured by property taxes: \$0.00



City of Gholson
749 Knust Circle
Waco, Texas 76705
Phone: (254) 829-0100
Email: cityofgholson05@gmail.com

Page: 6 of 227

STATEMENT OF THE MAYOR

STATEMENT

As many of you know the city of Gholson has just had a very divisive election.

Even now there are still a vocal minority trying to sow the seeds of discontent within the community. To those people I would say it is far easier to work within the system and get involved than to sit on the sideline throwing stones. I am extending a hand to the opposition to let them know that at any point in time they are welcome at the table.

In short, the door is always open to them to participate in a positive constructive manner. If they are truly that unhappy with the way things are run, I encourage them to run for office.

For the rest of the city, I have built this budget around a **"BACK TO BASICS"** agenda.

- Roads
- Ditches/drainage
- Tree trimming
- City Park

This is an agenda that will have measurable metrics. We will be able to examine the success or failure of each program by seeing how far along we are with each item every quarter and annually. Hopefully, by putting things forward in a transparent manner with achievable goals the city can restore the trust of the people.

My door is always open for citizen concern and input.

A handwritten signature in black ink, appearing to read "Eddie Oliver".



Eddie Oliver
Mayor
City of Gholson



City of Gholson
749 Knust Circle
Waco, Texas 76705
Phone: (254) 829-0100
Email: cityofgholson05@gmail.com

Page: 7 of 227

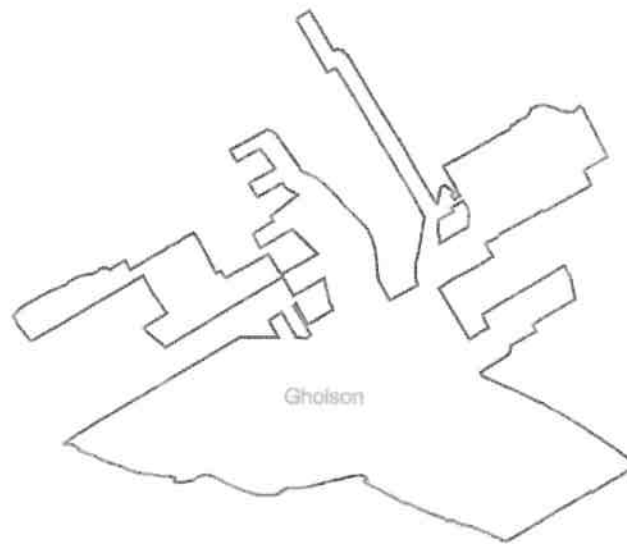
INTRODUCTION

OVERVIEW

Gholson is a city in McLennan County, Texas, United States. The population was 1,250 at the 2020 census. It is part of the Waco Metropolitan Statistical Area.

The area was settled in the 1840s and was early known as Sardis. The name Gholson, after early settlers, brothers Benjamin and Samuel Gholson, came into gradual use, and became the official name of the post office in 1887.

Gholson city, Texas



Geography

Gholson is located at 31°43'47"N 97°13'43"W (31.729736, -97.228737).[4] It is at the intersection of FMs 933 and 1858, twelve miles northwest of Waco.

According to the United States Census Bureau, the city has a total area of 11.7 square miles (30 km²), all land.



City of Gholson
749 Knust Circle
Waco, Texas 76705
Phone: (254) 829-0100
Email: cityofgholson05@gmail.com

Page: 8 of 227

Gholson has no stoplights, city water or city sewer services.

STATE OF THE CITY

CITY OF GHOLSON OVERVIEW

The city of Gholson has just come off a particularly grueling dis-annexation vote that divided the community. 1 out of every 4 voters wanted to leave the city to become unincorporated county land. Fortunately, the city survived with 75% of the voters coming out and voting overwhelmingly in favor of keeping the city intact. McLenna County election officials said that it was the highest turnout for any vote that they had had at the polling station in Gholson.

With that level of support, we have a mandate as the city governing officials. Also, as with any mandate, there also comes a great level of responsibility. We must strike a balance of continuing to move forward as a city all the while keeping the door open to the people that voted in favor of dis-annexation. We cannot squander the support we have.

Currently, the city of Gholson faces some series economic headwinds. The majority of these are external factors that are being on the cities control. The number one issue that the city is going to be forced to deal with is run. Currently, as it sits, compounded inflation is running approximately 30%. In some cases, it's even higher at 50 or 60%. Construction costs and road maintenance have skyrocketed. Many road and construction projects entered into by other cities have seen their bottom-line expenditures projections double or in some cases triple in only the last two years.

The city of Gholson has lost a lot of its purchasing power, approximately 30%, by not moving forward with some of the city projects that we should've done last year or the year before. The city stopped find itself in an interesting dilemma. On one hand we have a tremendous amount of surplus dollars from previous years that were never spent on the other the purchasing power of those dollars has been severely degraded.

It is going to be critical that we strike the proper balancing act of spending the right amount of money to get projects off the ground without bankrupting the city, all while facing the economic headwinds of the diminishing purchasing power of the U.S. dollar.



CENSUS DATA

POPULATION SUMMARY

According to the United States Census Bureau, the city has a total area of 11.7 square miles (30 km²), all land.

Populations and People Data Summary



Populations and People

Total Population
1,250
P1 | 2020 Decennial Census



Employment

Employment Rate
60.6%
DP03 | 2022 American Community Survey 5-Year Estimates



Families and Living Arrangements

Total Households
446
DP02 | 2022 American Community Survey 5-Year Estimates



Education

Bachelor's Degree or Higher
6.8%
S1501 | 2022 American Community Survey 5-Year Estimate



Health

Without Health Card Coverage
6.8%
S2701 | 2022 American Community Survey 5-Year Estimate



Income and Poverty

Median Household Income
\$71,500
S1901 | 2022 American Community Survey 5-Year Estimates



Housing

Total Housing Units
522
H1 | 2020 Decennial Census



Race and Ethnicity

Hispanic or Latino (of any race)
172
P9 | 2020 Decennial Census

Age and Sex

43.2 ± 10.2

Median Age in Gholson city, Texas

35.6 ± 0.1

Median Age in Texas

S0101 | 2022 American Community Survey 5-Year Estimates



FINANCIAL CHALLENGES (EROSION OF THE DOLLAR)

OVERVIEW

The number one issue facing the City of Gholson for the next five years is going to be the erosion of the US dollar. Three years ago, Treasury Secretary Janet Yellen during congressional testimony that inflation was only transitory however it shows no sign of letting up. Prices have not gone back down nor are they realistically projected to for 4 main reasons

- Increasing the M2 Money Supply (Printing Money)
- Increasing National Debt
- Decline of the Petrodollar
- BRICS

If the country prints its own money to buy itself out of debt, inflation will be the result. That's pretty much always the cause of inflation: more money in circulation without rise of productivity.

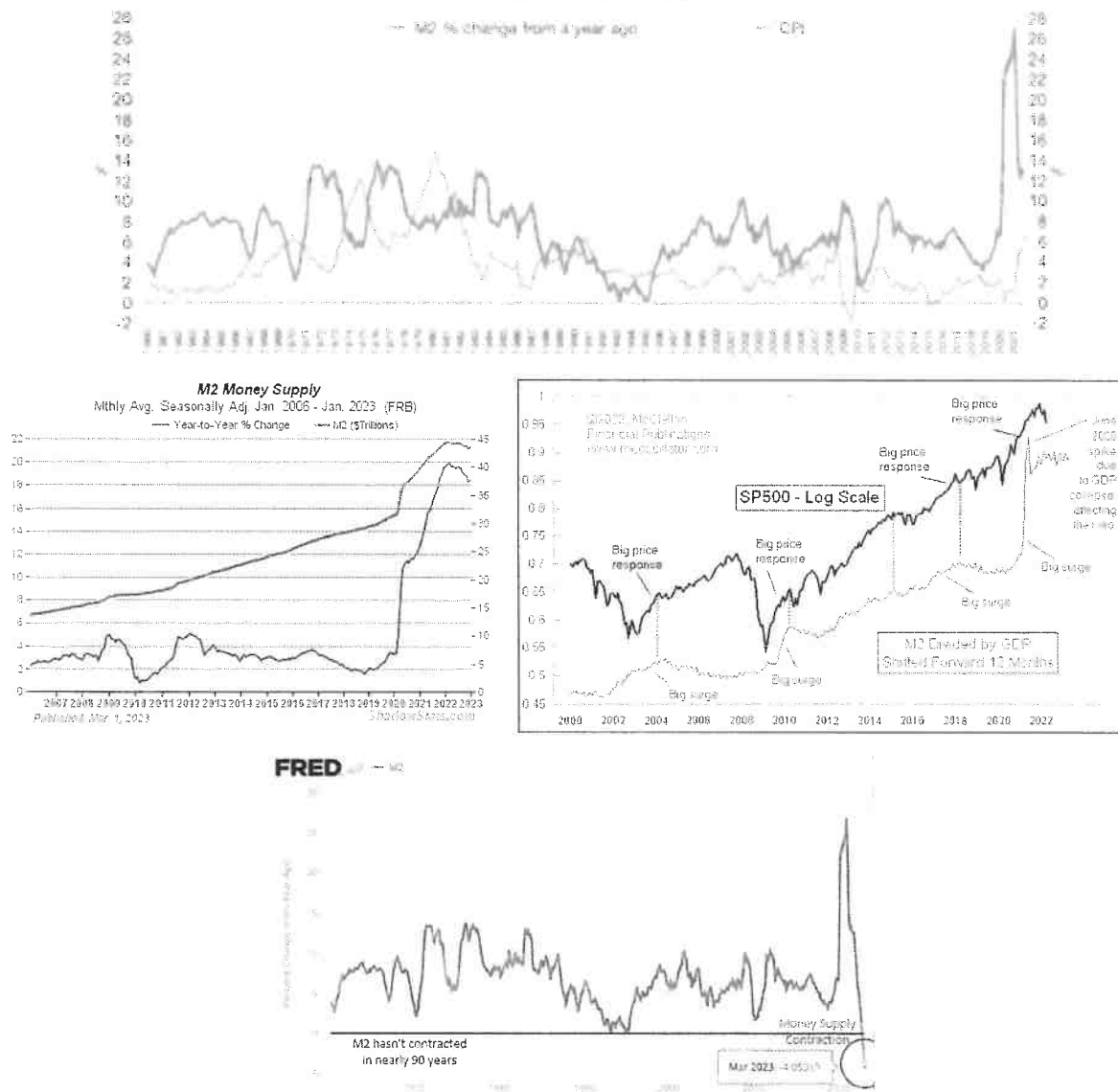
The counter-case for "USD is reserve currency" is not "Yuan will be reserve currency", but "more and more countries use a variety of currencies for their international trades and hold a basket of currencies and other assets in reserve". Which is what we are seeing with the formation of BRICS and Countries like Russian demanding oil be bought in their own currency. These are all market forces coalescing to weaken the dollar long term.

INCREASE OF THE M2 MONEY SUPPLY

The following HSE Manual was reviewed by a committee of management on 11/8/2018 to ensure that the information contained within the document was accurate.



Inflation Data



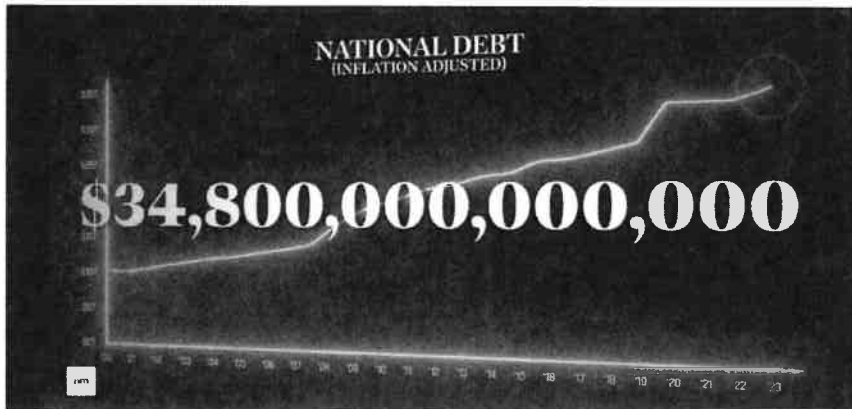
NATIONAL DEBT

The Federal Reserve's fight against inflation is adding fuel to the national debt as the central bank prepares to keep interest rates higher for longer. While inflation has eased since the Fed hiked rates to a two-decade high last year, fed officials are still not comfortable with how quickly prices are rising. Rate cuts at the beginning of the year never materialized and currently Fed officials expect to cut rates once before the end of the year, which would set the baseline borrowing range at 5 percent to 5.25 percent.



City of Gholson
749 Knust Circle
Waco, Texas 76705
Phone: (254) 829-0100
Email: cityofgholson05@gmail.com

Page: 12 of 227



Interest Payments on US National Debt Will Shatter \$1,140,000,000,000 This Year - Eating 76% of All Income Taxes Collected: Report

Mark Richardson • July 31, 2024



Those higher Fed interest rates will also force the federal government to borrow money at a higher cost. As government spending is projected to climb over the next decade, the amount of interest the nation pays on its multitrillion-dollar debt is on track to surpass defense spending.

We are so close to \$35 trillion.

With only 5 months to go, we will exceed \$36 trillion for the national debt before 2025.

Interest on the national debt was \$140 billion in June. So we are likely on pace for \$1.5 trillion per year or more. That is about 30% of all govt revenue.



GOVERNMENT

They have to borrow
\$2 Trillion

National debt **\$34 Trillion** → **\$36 Trillion**

Look at 2024

They will collect about \$5 Trillion in taxes

They'll spend about \$7 Trillion

\$5 Trillion (income)

- \$7 Trillion (expenses)

- \$2 Trillion deficit

It's not the only factor, M2 money printing previously mentioned being another, but it is a factor contributing to our deficits. These large deficits themselves are helping to force the Fed to keep interest rates high, because there is still too much spending at the Federal level.

Recent figures from the Congressional Budget Office (CBO) project the debt held by the public, which stands at more than \$35 trillion, soaring over the next decade, relative to the size of the nation's economy, going from 99 percent of the gross domestic product (GDP) in fiscal 2024 to 122 percent in 10 years. Experts generally agree much of the projected increase to spending is adding to the Fed's inflation fight.

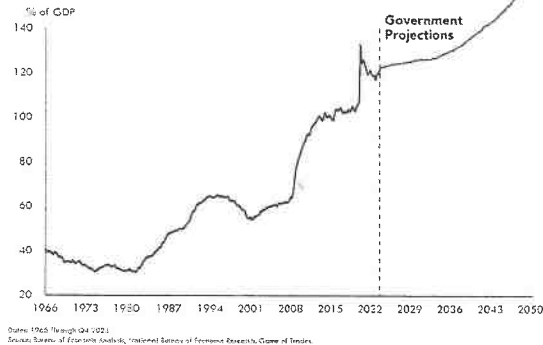


City of Gholson
749 Knust Circle
Waco, Texas 76705
Phone: (254) 829-0100
Email: cityofgholson05@gmail.com

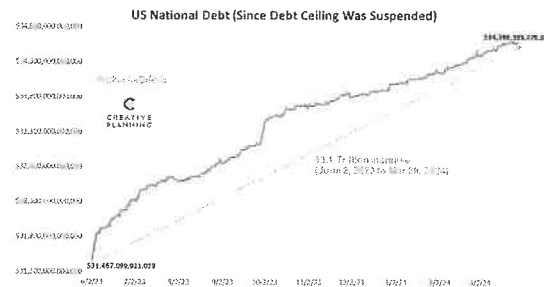
Page: 13 of 227

US Debt-to-GDP is Elevated

Federal Debt: Total Public Debt as Percent of Gross Domestic Product



\$585 billion was added to the US National Debt in just the first 3 months of this year. Since the debt ceiling was suspended last June the US government has borrowed over \$3 trillion.



"The government is spending a lot of money and it's not taking taxes away from people. So they're still spending too, and it's too much for the economy" Gagnon said.

The Fed first hiked rates in 2022 after setting them close to zero during the coronavirus pandemic — when government spending also climbed as the government passed a significant amount of coronavirus relief — to help keep the economy afloat.

Congress last suspended the debt ceiling in 2023, but not until after a high-stakes, partisan months-long fight over spending. The national debt had sat at roughly \$31 trillion then, and it since has risen to more than \$35 trillion.

DECLINE OF THE PETRODOLLAR


In 1974 shortly after Nixon took us off of the gold standard United States entered into an agreement with Saudi Arabia that all oil purchases would be made in U.S. dollars thus giving a commodity to back the currency. The petrodollar system is essentially the global practice of exchanging oil for US dollars, rather than any other currency. This means that no matter what country is buying the oil, they pay the oil-producing country in petrodollars, which are denominated in US dollars.

The recycling of petrodollars is one of the main factors that makes the United States the global currency reserve. Oil-exporting countries often invest their excess U.S. dollars in U.S. Treasury securities and other dollar-denominated assets in order to keep them safe while earning a return. This process, known as petrodollar recycling, helps finance the U.S. government's budget and trade deficits.



City of Gholson
749 Knust Circle
Waco, Texas 76705
Phone: (254) 829-0100
Email: cityofgholson05@gmail.com

Page: 14 of 227

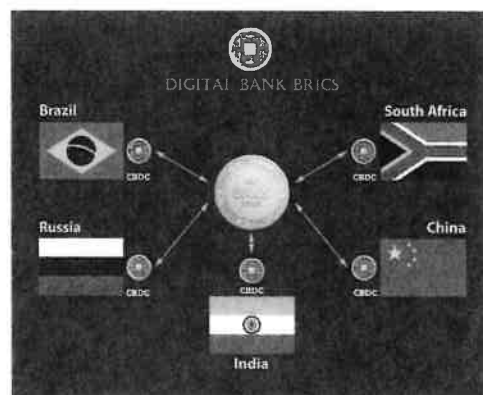


Recently, Saudi Arabia did not renew that agreement. They are now accepting Chinese Yuan in addition to US Dollars. Moreover, after U.S. sanctions on Russia over the Ukraine invasion, Russia has demanded that all oil sales take place in rubles. These two events are going to erode the purchasing power of the dollar.

BRICS

BRICS is an acronym for an association of five major emerging national economies – Brazil, Russia, India, China, and South Africa. These countries have come together to discuss various issues that are relevant to their economies, including the creation of a common currency.

After the US put sanction on Russia over the invasion of Ukraine and froze Russians assets the global south has been racing to adopt a BRICS currency and, in some cases, mandating the use of local currencies until a final BRICS currency is settled.





Why counties are shifting to a BRICS Currency:

Reduced Currency Risk: A common currency would reduce currency risk for businesses and investors operating within the BRICS nations. This would make trade and investment within the region more efficient and stable.

Greater Economic Integration: A common currency would promote greater economic integration among the BRICS nations, which could lead to increased trade, investment, and economic growth.

Increased International Influence: A BRICS currency would increase the international influence of these emerging economies, which could lead to greater geopolitical power and influence in international organisations like the United Nations.

Improved Balance of Power: The creation of a BRICS currency could help to shift the balance of economic power away from traditional economic powerhouses like the US and Europe, and towards emerging economies.

Conclusion

While the creation of a BRICS currency has the potential to offer significant benefits for the economies of these emerging nations, it also poses significant challenges to the US Dollar hegemony. For example, Russia has mandated all transactions take place in rubles, China and Japan are dumping US treasury bonds, and the projected outcome are higher interest rates. In the end BRICS does pose a threat to US Dollar Dominance and will cause diminishing purchasing power and erosion of the overall usage of it.

ECONOMIC EFFECTS ON THE CITY

OVERVIEW

These are unprecedented times when it comes to fiscal policy. There has never been an economic storm all coalescing to attack the US dollar at one time. The city of Gholson is not in any position to affect any of these factors, but we must be ready to react to them.

The city of Gholson has a good share of its money in CD's at the bank, however, the interest they are earning is nowhere near what is needed to keep up with inflation. Construction projects, parks and recreation, roads, can no longer be put on the back burner. In the last two years we have seen a 30% decline of the purchasing power of the United States dollar. In some



City of Gholson
749 Knust Circle
Waco, Texas 76705
Phone: (254) 829-0100
Email: cityofgholson05@gmail.com

Page: 16 of 227

cases, construction projects have doubled or tripled in cost from their projections five years ago.

RECOMMENDED STRATEGY

The city is going to employ multiple strategies to stave off the economic headwinds including:

- City officials are engaging with elected officials at the county, state, and federal level to get assistance with grants and money for public works.
- The city is also looking for land to invest in wherever possible
- the city is no longer delaying the implementation of a City Park



City of Gholson
749 Knust Circle
Waco, Texas 76705
Phone: (254) 829-0100
Email: cityofgholson05@gmail.com

Page: 17 of 227

2024 BUDGET

Revision No. 1.0

Initial Issue Date: 07/28/2024

Revision Date: N/A

Next Review Date: 03/01/2025

Uncontrolled copy if printed.
Valid on day of printing only.

Printed on:
8/27/2024 20:50

Page: 17 of 264



ROAD IMPROVEMENTS

OVERVIEW

The purpose of this procedure is to insure right of access to relevant exposure and medical records to employees and/or their designated representatives.

ROAD MAINTENANCE PLAN

ORIGINAL ROAD MAINTENANCE 5-YEAR PLAN			
Year 1		Year 2	
Quillan Trace	.7 Miles	River Rd	2.2 Miles
Clater Powell Rd	1.7 Miles	Silver River Rd	.8 Miles
Waggoner Rd	.5 Miles	Total	3 Miles
Total	2.9 Miles		
Year 3		Year 4	
Hamilton Dr	2.4 Miles	Wesley Chapel Rd	2.0 Miles
Mare Ware	.1 Miles	Mare Ware	.3 Miles
Total	2.5 Miles	Joanna Dr	.5
		Total	2.8 Miles
Year 5			
Brazos Loop	1.2 Miles		
Oak Dr	.2 Miles		
Tom McCartney Ln	.5 Miles		
High Lane	.3 Miles		
Total	2.2 Miles		

2020/2024 ESTIMATES/ACTUALS

ORIGINAL ESTIMATES
COST PER YEAR BASED ON \$20,000
PER MILE IN 2020

TIME	PROJECTED	2024 Estimate
YEAR – 1	\$58,000	
YEAR – 2	\$60,000	
YEAR – 3	\$50,000	
YEAR – 4	\$56,000	\$98,000
YEAR – 5	\$44,000	

* Costs do not include repair of potholes or road repairs



City of Gholson
749 Knust Circle
Waco, Texas 76705
Phone: (254) 829-0100
Email: cityofgholson05@gmail.com

Page: 19 of 227

BUDGET

The purpose

ROAD IMPROVEMENTS	\$	175,000.00
Chip & Seal	\$	137,500.00
Pothole Patch	\$	6,250.00
Crack Seal	\$	6,250.00
Other	\$	25,000.00



City of Gholson
749 Knust Circle
Waco, Texas 76705
Phone: (254) 829-0100
Email: cityofgholson05@gmail.com

Page: 20 of 227

CITY PAYROLL

OVERVIEW

The City of Gholson currently employs one city secretary. Currently, she is only working part time.

JUSTIFICATION

Due to the influx a public record requests the city needs to bring the secretary on full time. For over a month the city was paralyzed, and no business could be completed because the city secretary was fulfilling records requests full time. There was discussion about bringing on a second part time position as a community liaison, however, the City Council felt it was better to bring on the secretary full time.

BUDGET

CITY		
SECRETARY/PAYROLL	\$	65,500.00
Salary	\$	60,000.00
Mileage Reimbursement	\$	1,500.00
Meetings/Conferences	\$	1,500.00
Payroll Benefits	\$	2,500.00



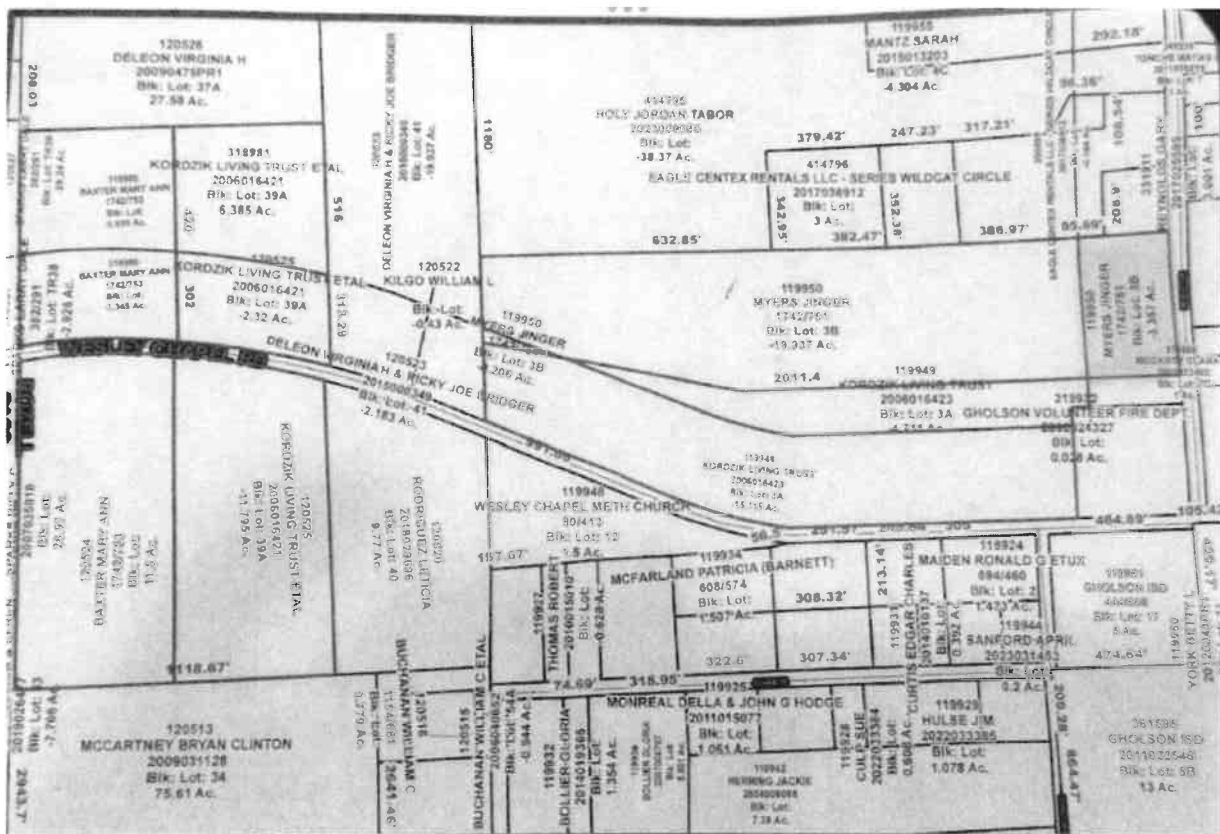
CITY PARK

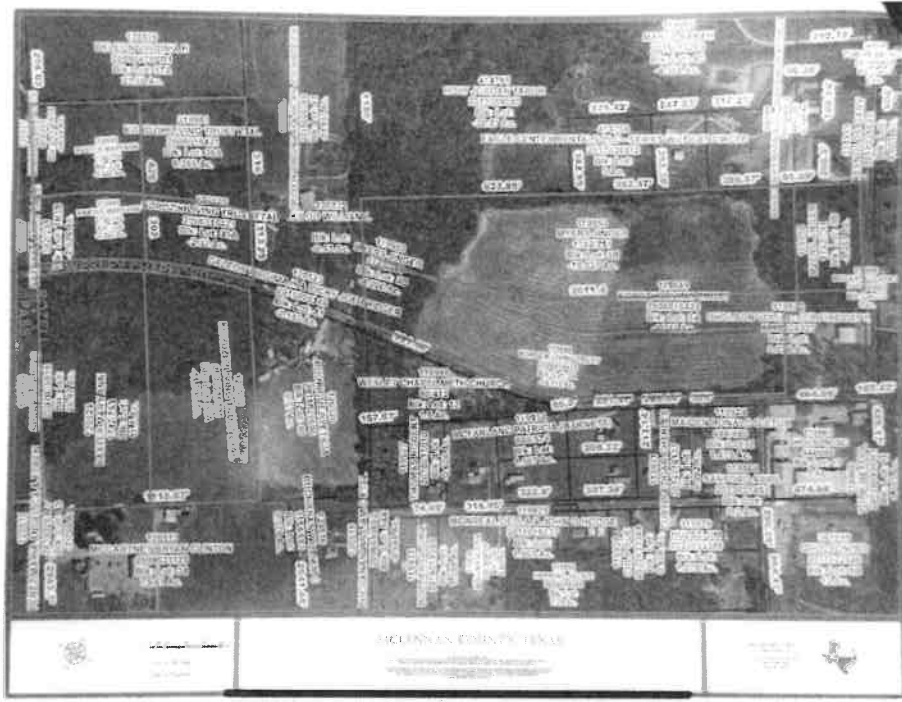
OVERVIEW

There are two versions of a popular adage praising people whose selfless actions are designed to benefit future generations.

- 1) Those who plant trees, knowing that only others will enjoy the shade, are public benefactors.
- 2) Blessed are old people who plant trees knowing that they shall never sit in the shade of their foliage.

The city has an opportunity to convert 4 acres of donated land (pictured blow) to a city park.





JUSTIFICATION

As can be seen by the most recent census numbers the city of Gholson has a relatively static native population. Many of the people that were born in Gholson remaining Gholson their entire life. We are beginning to get an influx of people from out of state but overwhelming majority of the population of Gholson are native born and do not leave the city.

Residential Mobility

0.7% ± 1.1%

Moved From a Different State in the Last Year in Gholson city, Texas

2.3% ± 0.1%

Moved From a Different State in the Last Year in Texas

S0701 - 2022 American Community Survey 5-Year Estimates

Residential Mobility in the Last Year

In Gholson city, Texas

[Share / Embed](#)

Moved within the same county - 13.7%

Moved from different county, same state - 8.4%

Moved from a different state - 0.7%

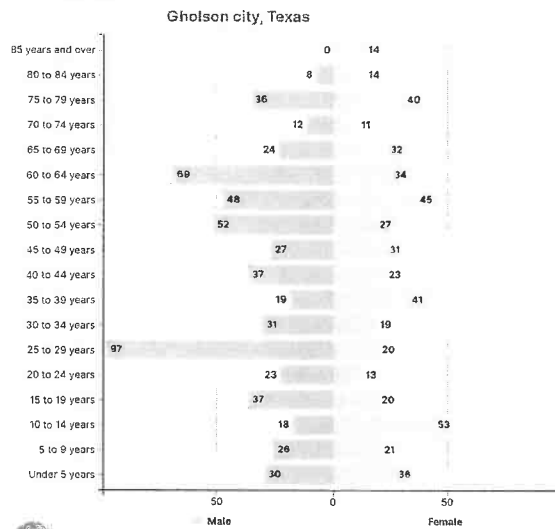
Moved from abroad - 0.0%

0% 1% 2% 3% 4% 5% 6% 7% 8% 9% 10% 11% 12% 13% 14%



Moreover, a healthy majority of the city's population, over 80%, are children, young adults, or young parents that would all benefit from a city Park.

Population Pyramid: Population by Age and Sex
in Gholson city, Texas



Older Population

17.6% ± 5.8%

65 years and Older in Gholson city, Texas

13.4% ± 0.1%

65 years and Older in Texas

DP05 - 2022 American Community Survey 5-Year Estimates

Older Population by Age

in Gholson city, Texas

65 to 74 years - 7.3%

75 to 84 years - 9.0%

85 years and over - 1.3%

0% 1% 2% 3% 4% 5% 6% 7% 8% 9%

In addition to the current age demographics, a slight majority of the population of Gholson is married which lends to an expectation of native population growth. In addition, most of these people are home owners (See housing census data in the appendices)

Marital Status and Marital History

24.0% ± 8.9%

Never Married in Gholson city, Texas

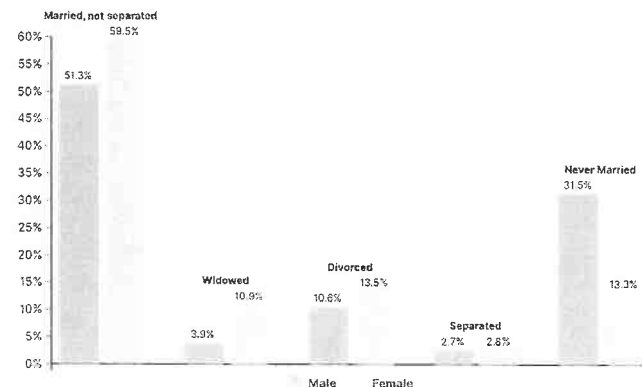
34.3% ± 0.2%

Never Married in Texas

S1201 - 2022 American Community Survey 5-Year Estimates

Marital Status by Sex

in Gholson city, Texas





Families and Living Arrangements

Children

20.8% ± 0.5%

Under 18 years old in Gholson city, Texas

24.8% ± 0.1%

Under 18 years old in Texas

S2501 | 2022 American Community Survey 5-Year Estimates

Children Under 18 by Age Range

in Gholson city, Texas

Under 5 years - 6.1%

5 to 14 years - 10.8%

15 to 17 years - 3.9%

0% 1% 2% 3% 4% 5% 6% 7% 8% 9% 10% 11%

Show Table

Display Margin of Error

S2501 | 2022 American Community Survey 5-Year Estimates

Fertility

181 ± 58

Women 15 to 50 years old in Gholson city, Texas

7,404,162 ± 9,915

Women 15 to 50 years old in Texas

S1201 | 2022 American Community Survey 5-Year Estimates

Women with Births in the Past 12 Months

in Gholson city, Texas

15 to 19 years - 0

20 to 34 years - 16

35 to 50 years - 0

0 2 4 6 8 10 12 14 16

Share / Embed

Owner Occupied Housing Units by Types of Households

in Gholson city, Texas

Married-couple family - 207

Male householder, no spouse present - 14

Female householder, no spouse present - 22

0 20 40 60 80 100 120 140 160 180 200 220

Show Table

Display Margin of Error

S2501 | 2022 American Community Survey 5-Year Estimates

Owner/Renter (Householder) Characteristics

4.5% ± 2.8%

Moved 2021 or Later Into Occupied Housing Unit in Gholson city, Texas

22.2% ± 0.2%

Moved 2021 or Later Into Occupied Housing Unit in Texas

S2502 | 2022 American Community Survey 5-Year Estimates

Moved 2021 or Later Into Occupied Housing Unit by Type of Units

in Gholson city, Texas

Owner-occupied housing units - 3.0%

Renter-occupied housing units - 9.3%

0% 1% 2% 3% 4% 5% 6% 7% 8% 9% 10%

Share / Embed

Although it's not realistically feasible with the tax revenue on hand to build a city Park in one year, it is possible if we split it up into phases over the course of several years to accomplish it. A recent tract of land has been proposed as a donation site and phase 1 is already underway.

**City of Gholson**

749 Knust Circle

Waco, Texas 76705

Phone: (254) 829-0100

Email: cityofgholson05@gmail.com

Page: 25 of 227

Phase I

- Title search
- Environmental survey
- Tree clearing
- Equipment

BUDGET

CITY PARK	\$	50,000.00
Legal/Exploratory/Survey	\$	15,000.00
Tree Clearing	\$	20,000.00
Picnic Tables/Equipment	\$	10,000.00
Misc	\$	5,000.00



EMERGENCY RESPONSE

OVERVIEW

Cities have many duties and responsibilities when dealing with emergencies and disasters. These include emergency management plans, training, and the authority to take care of situations that arise. Also, while most decisions by a city council must be made according to very specific rules that may take extended amounts of time, city officials often have authority during emergency situations to make decisions quickly when necessary for the health and safety of their citizens.

There will always be a role and responsibility for states and the federal government to intervene before, during, and after disasters. But local communities are always the first responders—responsible for managing local conditions and ultimately suffering the most from localized disasters

Most relevant to cities is Chapter 418 of the Texas Government Code, which governs emergency management, and allows a mayor to: (1) declare a local state of disaster; (2) order evacuation of the city or an area; and (3) control the ingress and egress of individuals in a disaster area.

EMERGENCY MANAGEMENT AUTHORITY FOR MAYORS

The mayor, as the emergency management director for a city, has statutory powers and duties during an emergency. TEX. GOV'T CODE § 418.1015. The mayor has the same powers, on a local level, as the governor under Chapter 418 of the Government Code. Id. The mayor is the official responsible for declaring a state of disaster or requesting that the governor declare a state of emergency. See id. §§418.108; 433.001. Also, if local resources are exhausted and assistance is needed outside a mutual aid agreement, then the mayor is the official who must request it from other political subdivisions or the state. 37 TEX. ADMIN. CODE § 7.25. The mayor also has the authority to order and enforce evacuation and other restrictions on movement during an emergency. TEX. GOV'T CODE ch. 418. The mayor can designate an emergency management coordinator to be his assistant for emergency management purposes. Id. § 418.1015. The mayor must notify the Division of Emergency Management of who the emergency management coordinator is (if any) and the city's plan for emergency management using a form provided by the Division of Emergency Management. 37 TEX. ADMIN. CODE § 7.3.



FIVE ROLES OF EMERGENCY MANAGEMENT

Prevention, mitigation, preparedness, response and recovery are the five steps of Emergency Management.



EMERGENCY MANAGERS RESPONSIBILITIES

The local emergency manager has the responsibility for coordinating all components of the emergency management programs and activities for the community, including:

Managing resources before, during, and after a major emergency or disaster.

Conducting activities related to the key components of emergency management.

Emergency Operations Center Roles and Responsibilities

- Overall management of the incident.
- Manages response by coordinating all members of the EOC, EPG and field units.
- Assesses incident priorities.
- Assesses resources needs and orders.
- Coordinates with outside agencies.
- Approves demobilization of resources.

DUTIES OF A CITY IN AN EMERGENCY

A city: (1) must have some officials who are trained in emergency management, usually the emergency management coordinator or fire chief; (2) must develop a local emergency management plan or join with another city or county to develop a joint emergency management plan; (3) must appoint a director of emergency management--either the mayor or other appointed official; and (4) must adopt the National Incident Management System (NIMS) to be eligible for many of the available emergency management grants and other resources.



EMERGENCY FINANCE AUTHORITY

Normally, a city budget may be increased only when there is an emergency. According to Section 102.009 of the Local Government Code, a city may make an emergency expenditure outside strict compliance with its budget only:

in a case of grave public necessity to meet an unusual and unforeseen condition that could not have been included in the original budget using reasonably diligent thought and attention.

This standard is strict, and few amendments will meet it, but in cases of severe weather damage, as is a real threat the City of Gholson may face, or another unforeseeable event (grid collapse), a city council could invoke this authority. (Note that a city may always make a budget amendment for city purposes so long as the total expenditures under the budget are not increased.) TEX. LOC. GOV'T CODE § 102.010.

Another tool is a city's emergency purchasing power. Usually, a city must go through certain procedures before purchasing an item or service that costs more than \$50,000. TEX. LOC. GOV'T CODE § 252.021. However, there is an exemption for purchases that are "made because of a public calamity that requires the immediate appropriation of money to relieve the necessity of the municipality's residents or to preserve the property of the municipality" or "a procurement necessary to preserve or protect the public health or safety of the municipality's residents." Id. §252.022.

EXPENSE JUSTIFICATION

As stated before, according to Texas statute one of the primary responsibilities of the city is to be a first responder in emergency situations. The city of Gholson has a first response plan, but it has not been executed. The City Hall building, the area that would function as a headquarters during any emergency, is woefully under equipped for any kind of emergency situation that may arise. The building regularly loses power during heavy rain. It is for this reason that it's time for the city to invest in some basic emergency response expenditures like, solar, food, and back-up generators.

Moreover, the city of Gholson has an aging demographic many of them need life-saving equipment that runs on power. Many residents have informed the city they are on insulin that would need to be refrigerated in the case of a long term power outage. Reading an emergency the City Hall could function as a triage center and people would be able to bring any medical equipment power during an outage.



City of Gholson
749 Knust Circle
Waco, Texas 76705
Phone: (254) 829-0100
Email: cityofgholson05@gmail.com

Health

Disability

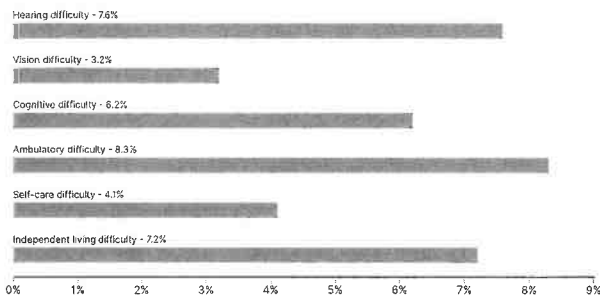
19.9% ± 4.8%
Disabled Population in Gholson city, Texas

12.4% ± 0.1%
Disabled Population in Texas

S1B10 | 2022 American Community Survey 5-Year Estimates

Types of Disabilities in Gholson city, Texas

[Share / Embed](#)



BUDGET

EMERGENCY RESPONSE

	\$	14,000.00
Solar	\$	5,000.00
Generator	\$	6,500.00
Propane Tank/Install	\$	2,500.00



GHOLSONFEST

OVERVIEW

Last year the City of Gholson held its first annual festival. The event consisted of live entertainment, food vendors, attractions for children, raffles to support GYA, Gholson Cheer, and FFA.

JUSTIFICATION

Due to the Event being wildly successful, tremendous participation from the community, and overwhelming positive feedback, it is felt that Gholsonfest should be an annual event.

BUDGET

GHOLSONFEST	\$	17,250.00
Deposit	\$	6,500.00
Entertainment	\$	6,500.00
Advertising	\$	750.00
Misc (Port-a-potty/Clean up)	\$	3,500.00



City of Gholson
749 Knust Circle
Waco, Texas 76705
Phone: (254) 829-0100
Email: cityofgholson05@gmail.com

Page: 31 of 227

CONTRACTED SERVICES

OVERVIEW

Last Part of the **BACK TO BASICS** agenda involves both tree trimming (Due to that amount that have been falling during the storm season). And culverts and drainage due to the mass flooding the city has been experiencing.

JUSTIFICATION


The city of Gholson OK I think that's it then OK can you send it to me and I will print it out so has had a tremendous problem with flooding because of where the city sits. This is causing the roads to wash away in many downed trees. This has not been addressed for several years now and it is creating a hazardous situation.





City of Gholson
749 Knust Circle
Waco, Texas 76705
Phone: (254) 829-0100
Email: cityofgholson05@gmail.com

Page: 32 of 227



BUDGET

Revision No. 1.0

Initial Issue Date: 07/28/2024

Revision Date: N/A

Next Review Date: 03/01/2025

Uncontrolled copy if printed.
Valid on day of printing only.

Printed on:
8/27/2024 20:50

Page: 32 of 264



City of Gholson
749 Knust Circle
Waco, Texas 76705
Phone: (254) 829-0100
Email: cityofgholson05@gmail.com

Page: 33 of 227

**CONTRACTED
SERVICES**

	\$	88,700.00	
City Clean-Up	\$	8,000.00	
Tree Removal	\$	45,000.00	
Waste Service	\$	3,500.00	
Copier, Staple, Etc	\$	2,200.00	
Culverts/City Drainage	\$	30,000.00	
Code Enforcement	\$	-	
Judicial/Court	\$	-	
Prosecutor	\$	-	
Court Clerk Training	\$	-	

Revision No. 1.0

Initial Issue Date: 07/28/2024

Revision Date: N/A

Next Review Date: 03/01/202025

Uncontrolled copy if printed.
Valid on day of printing only.

Printed on:

8/27/2024 20:50

Page: 33 of 264



City of Gholson
749 Knust Circle
Waco, Texas 76705
Phone: (254) 829-0100
Email: cityofgholson05@gmail.com

Page: 34 of 227

ONGOING EXPENSES

OVERVIEW

This is a list of ongoing annual expenses for the city.

BUDGET

DUES/FEES FOR THE CITY	\$ 6,680.00	CITY HALL REPAIRS AND MAINTENANCE	\$ 10,600.00
	\$		
TML	650.00	Buildings	\$ 2,500.00
	\$		
MCAD	500.00	Grounds	\$ 4,850.00
	\$		
MC Tax Office	1,142.00	Roads	\$ 500.00
	\$		
HOTCOG	200.00	Drainage	\$ -
	\$		
MCHDEPT	4,188.00	Cleaning	\$ 2,750.00
	\$		
ELECTION COSTS	\$ 2,500.00	Utilities	
	\$		
INSURANCE	100.00	Water	
	\$		
Building		Electric	
TML Liability		Phone	
Property Liability		Internet	
Bond Ins		Zoom	
	\$		
Other	100.00	CAPITAL OUTLAY	\$ 6,000.00
	\$		
LEGAL/PROFESSIONAL	\$ 39,800.00	Building	\$ 2,500.00
	\$		
Legal Fees	24,000.00	Equipment	\$ 2,500.00
	\$		
City Attorney Other	3,000.00	Furniture	\$ 1,000.00
	\$		
Accounting Fees	1,500.00		
	\$	TRAINING COUNCIL/P&Z	\$ 1,500.00
Advertising	1,000.00		
	\$	TRAVEL REIMBURSEMENT/COUNCIL/P&Z	
Other	10,300.00		



City of Gholson
749 Knust Circle
Waco, Texas 76705
Phone: (254) 829-0100
Email: cityofgholson05@gmail.com

Page: 35 of 227

OFFICE EXPENSES \$ 5,000.00

**PER DIEM
(MEALS/LODGING)
COUNCIL/P&Z** \$ 2,000.00

Abatement Fund

Revision No. 1.0

Initial Issue Date: 07/28/2024

Revision Date: N/A

Next Review Date: 03/01/202025

Uncontrolled copy if printed.
Valid on day of printing only.

Printed on:
8/27/2024 20:50

Page: 35 of 264



ANNUAL CITY EXPENSES

BUDGET

	\$
City Annual Expenses	70,995.68
	\$
Down to Earth	2,400.00
	\$
Milton's Landscape	2,880.00
	\$
855 Bugs	1,935.48
	\$
Nextlink	1,898.04
	\$
Gexa (Siren)	552.00
	\$
AT&T	1,524.00
	\$
Hilco	1,946.40
	\$
Cleaning	2,700.00
	\$
Trash Service	1,229.76
	\$
Reliable Tire	3,000.00
	\$
TownWeb	7,000.00
Patille Brown & Hill	\$
(Accountants)	30,420.00
	\$
Zoom	270.00
	\$
Kerr Waste	10,000.00
	\$
CTWP	2,760.00
	\$
Gholson Water	480.00



City of Gholson
749 Knust Circle
Waco, Texas 76705
Phone: (254) 829-0100
Email: cityofgholson05@gmail.com

Page: 37 of 227

OTHER

BUDGET

MISCELLANEOUS	\$	25,000.00
CLFRF BUDGET	\$	34,274.49
Interlocal Agreements w/Non-Profits	\$	-
Community Services	\$	34,274.49

FINAL BUDGET

BUDGET

TOTAL PROPOSED BUDGET EXPENDITURES	\$	\$635,822.67
PROJECTED TOTAL RECIEVABLES	\$	\$239,801.25
SURPLUS (+/-)	\$	\$396,021.42)



APPENDICES & OTHER CENSUS DATA

HOUSING

Housing

Financial Characteristics

\$835 ± \$217

Median Gross Rent in Gholson city, Texas

\$1,290 ± \$7

Median Gross Rent in Texas

DP04 | 2022 American Community Survey 5-Year Estimates

Occupied Units Paying Rent

in Gholson city, Texas

[Share / Embed](#)

Less than \$500 - 2.8%



\$500 to \$999 - 59.4%



\$1,000 to \$1,499 - 37.7%



\$1,500 to \$1,999 - 0.0%



\$2,000 to \$2,499 - 0.0%



\$2,500 to \$2,999 - 0.0%



\$3,000 or more - 0.0%



Homeownership Rate

75.8% ± 12.0%

Homeownership Rate in Gholson city, Texas

62.5% ± 0.2%

Homeownership Rate in Texas

DP04 | 2022 American Community Survey 5-Year Estimates

Housing Value

in Gholson city, Texas

[Share / Embed](#)

Less than \$50,000 - 24.3%



\$50,000 to \$99,999 - 12.4%



\$100,000 to \$149,999 - 21.3%



\$150,000 to \$199,999 - 11.5%



\$200,000 to \$299,999 - 18.0%



\$300,000 to \$499,999 - 7.7%



\$500,000 to \$999,999 - 3.6%



\$1,000,000 or more - 1.2%





City of Gholson
749 Knust Circle
Waco, Texas 76705
Phone: (254) 829-0100
Email: cityofgholson05@gmail.com

Housing Units

522

Total Housing Units in Gholson city, Texas

11,589,324

Total Housing Units in Texas

H1 | 2020 Decennial Census

...

Housing Occupancy

in Gholson city, Texas

[Share / Embed](#)

Occupied housing units - 488



Vacant housing units - 34



0 100 200 300 400 500

VETERANS

Veterans

8.6% ± 3.9%

Veterans in Gholson city, Texas

6.2% ± 0.1%

Veterans in Texas

S2101 | 2022 American Community Survey 5-Year Estimates

...

Veterans by Sex

in Gholson city, Texas

[Share / Embed](#)

Male - 95.9%



Female - 4.1%



0% 10% 20% 30% 40% 50% 60% 70% 80% 90% 100%

EDUCATION



City of Gholson
749 Knust Circle
Waco, Texas 76705
Phone: (254) 829-0100
Email: cityofgholson05@gmail.com

Education

Educational Attainment

6.8% ± 3.1%

Bachelor's Degree or Higher in Gholson city, Texas

33.9% ± 0.3%

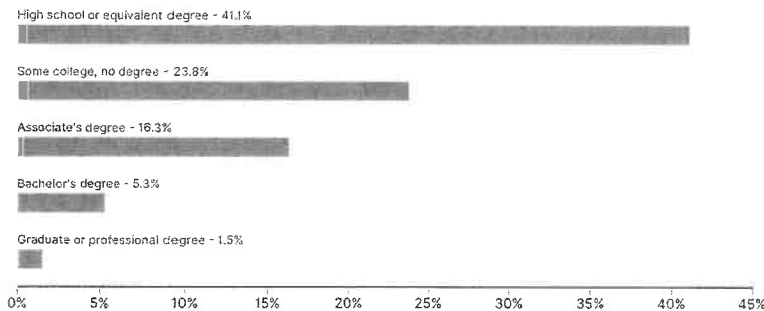
Bachelor's Degree or Higher in Texas

S1501 | 2022 American Community Survey 5-Year Estimates

Education Attainment (Population 25 Years and Older)

in Gholson city, Texas

[Share](#) / [Embed](#)



School Enrollment

72.8% ± 12.6%

School Enrolled Population Enrolled in Kindergarten to 12th Grade in Gholson city, Texas

70.9% ± 0.3%

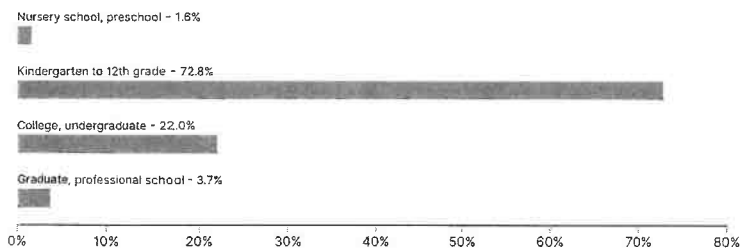
School Enrolled Population Enrolled in Kindergarten to 12th Grade in Texas

S1401 | 2022 American Community Survey 5-Year Estimates

School Enrollment (Population 3 Years and Over Enrolled in School)

in Gholson city, Texas

[Share](#) / [Embed](#)



☒ Show Table ☐ Display Margin of Error

S1401 | 2022 American Community Survey 5-Year Estimates

EMPLOYMENT

Revision No. 1.0

Initial Issue Date: 07/28/2024

Revision Date: N/A

Next Review Date: 03/01/202025

Uncontrolled copy if printed.
Valid on day of printing only.

Printed on:
8/27/2024 20:50



City of Gholson
749 Knust Circle
Waco, Texas 76705
Phone: (254) 829-0100
Email: cityofgholson05@gmail.com

Page: 41 of 227

Employment

Class of Worker

11.3% ± 4.5%

Local, state, and federal government workers in Gholson city, Texas

13.9% ± 0.2%

Local, state, and federal government workers in Texas

DP03 | 2022 American Community Survey 5-Year Estimates

Class of Worker

in Gholson city, Texas

100% Share / Embed

Employee of private company workers - 75.6%

Self-employed in own incorporated business workers - 2.4%

Private not-for-profit wage and salary workers - 6.1%

Local, state, and federal government workers - 11.3%

Self-employed in own not incorporated business workers and unpaid family workers - 4.6%

0% 10% 20% 30% 40% 50% 60% 70% 80%

Industry for the Civilian Employed Population 1...

in Gholson city, Texas

100% Share / Embed

Agriculture, forestry, fishing and hunting, and mining - 3.0%

Construction - 19.6%

Manufacturing - 9.0%

Wholesale trade - 2.2%

Retail trade - 20.5%

Transportation and warehousing, and utilities - 7.9%

Information - 0.0%

Finance and insurance, and real estate and rental and leasing - 0.2%

Professional, scientific, and management, and administrative and waste management services - 9.8%

Educational services, and health care and social assistance - 17.0%

Arts, entertainment, and recreation, and accommodation and food services - 4.4%

Other services, except public administration - 1.8%

Public administration - 4.6%

0% 5% 10% 15% 20%

Employment and Labor Force Status

60.6% ± 8.3%

Employment Rate in Gholson city, Texas

62.1% ± 0.2%

Employment Rate in Texas

DP03 | 2022 American Community Survey 5-Year Estimates

Industry

3.0% ± 2.4%

Agriculture, forestry, fishing and hunting, and mining in Gholson city, Texas

2.2% ± 0.1%

Agriculture, forestry, fishing and hunting, and mining in Texas

DP03 | 2022 American Community Survey 5-Year Estimates



City of Gholson
749 Knust Circle
Waco, Texas 76705
Phone: (254) 829-0100
Email: cityofgholson05@gmail.com

Page: 42 of 227

INCOME

Income and Earnings

\$71,500 \pm \$13,291

Median Household Income in Gholson city, Texas

\$72,284 \pm \$443


Median Household Income in Texas

51901 | 2022 American Community Survey 5-Year Estimates

Median Income by Types of Families

in Gholson city, Texas

[Share / Embed](#)



Poverty

8.2% \pm 5.3%

Poverty, All people in Gholson city, Texas

14.0% \pm 0.2%

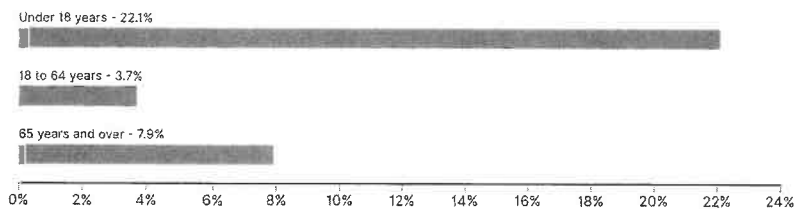
Poverty, All people in Texas

51701 | 2022 American Community Survey 5-Year Estimates

Poverty by Age

in Gholson city, Texas

[Share / Embed](#)





City of Gholson
749 Knust Circle
Waco, Texas 76705
Phone: (254) 829-0100
Email: cityofgholson05@gmail.com

Page: 43 of 227

RACE/ETHNICITY

Race and Ethnicity

American Indian and Alaska Native

12

American Indian and Alaska Native alone in Gholson city, Texas

278,948

American Indian and Alaska Native alone in Texas

P8 | 2020 Decennial Census

Asian

6

Asian alone in Gholson city, Texas

1,585,480

Asian alone in Texas

P8 | 2020 Decennial Census

Black or African American

19

Black or African American alone in Gholson city, Texas

3,552,997

Black or African American alone in Texas

P8 | 2020 Decennial Census

Hispanic or Latino

172

Hispanic or Latino (of any race) in Gholson city, Texas

11,441,717

Hispanic or Latino (of any race) in Texas

P8 | 2020 Decennial Census

Native Hawaiian and Other Pacific Islander

2

Native Hawaiian and Other Pacific Islander alone in Gholson city, Texas

33,611

Native Hawaiian and Other Pacific Islander alone in Texas

P8 | 2020 Decennial Census

Not Hispanic or Latino

995

White alone, not Hispanic or Latino in Gholson city, Texas

11,584,597

White alone, not Hispanic or Latino in Texas

P8 | 2020 Decennial Census

Some Other Race

59

Some Other Race alone in Gholson city, Texas

3,951,366

Some Other Race alone in Texas

P8 | 2020 Decennial Census

Two or More Races

92

Two or More Races in Gholson city, Texas

5,133,738

Two or More Races in Texas

P8 | 2020 Decennial Census

White

1,060

White alone in Gholson city, Texas

14,609,365

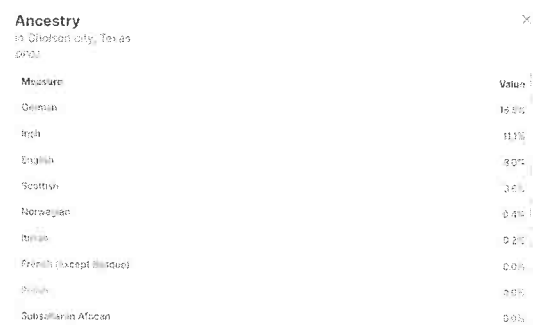
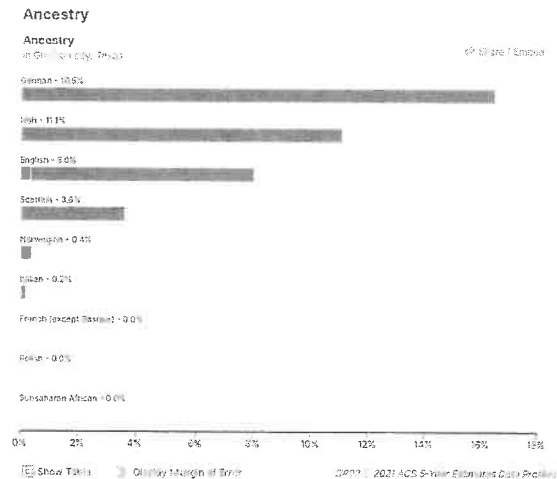
White alone in Texas



City of Gholson
749 Knust Circle
Waco, Texas 76705
Phone: (254) 829-0100
Email: cityofgholson05@gmail.com

Page: 44 of 227

ANCESTRY DEMOGRAPHICS



Language Spoken at Home

2.2% ± 1.4%

Language Other Than English Spoken at Home in Gholson city, Texas

35.1% ± 0.2%

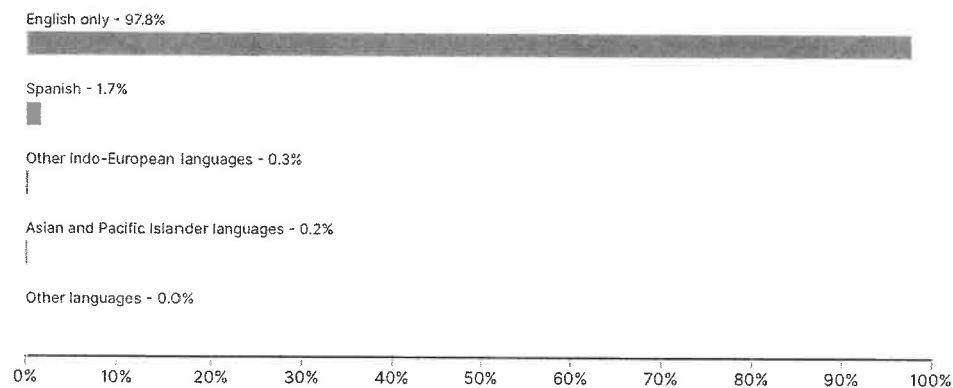
Language Other Than English Spoken at Home in Texas

S1601 | 2022 American Community Survey 5-Year Estimates

Types of Language Spoken at Home

in Gholson city, Texas

Share / Embed



Revision No. 1.0

Initial Issue Date: 07/28/2024
Revision Date: N/A
Next Review Date: 03/01/202025

Uncontrolled copy if printed.
Valid on day of printing only.

Printed on:
8/27/2024 20:50

Page: 44 of 264



City of Gholson
749 Knust Circle
Waco, Texas 76705
Phone: (254) 829-0100
Email: cityofgholson05@gmail.com

Page: 45 of 227

END