

OFF-HIGHWAY VEHICLE

2016-17

R E G U L A T I O N S



CLASS 1
ALL-TERRAIN
VEHICLES



CLASS 2
ALL-TERRAIN
VEHICLES



OFF-HIGHWAY
MOTORCYCLES



OFF-ROAD
VEHICLES



mndnr.gov/OHV



**EVERYTHING FOR YOUR POWERSPORT
ACCESSORY NEEDS IN ONE PLACE!**

- QUICK AND ACCURATE SHIPPING
- LOWEST PRICES AROUND
- NO SALES TAX - OUTSIDE OF UTAH & KENTUCKY
- HUGE INVENTORY - IN-STOCK

FREE ^{3 DAY} SHIPPING
ON ORDERS OVER \$75 SEE SITE FOR DETAILS



Proudly Supporting the Sport!



1.800.336.5437

CALL CENTER HOURS: 7AM-7PM M-F, 8AM-4PM SAT MST.
WWW.ROCKYMOUNTAINATVMC.COM

Paid Advertisement



CHECK OUT THE NEW CATS.

SEE THE NEW 2017 ARCTIC CAT SIDE BY SIDES AND ATVs

See the new Arctic Cat® Alterra™ ATVs with anti-slip composite racks, or a new hardworking HDX™ Side by Side with the industry's leading cargo box volume. Or maybe a new Wildcat™ Sport with an amazing power-to-weight ratio for ultimate fun. Come in and find the machine that's perfect for you today.



THE WIDE WORLD OF ARCTIC CAT

VISIT THESE DEALERS TODAY!

ATVs can be hazardous to operate. For your safety, each rider must wear an approved helmet, eye protection and protective clothing. Avoid excessive speeds. The minimum operator age is 16 for ATVs. Arctic Cat recommends that all riders take a training course. For safety or training information in the U.S., see your dealer or contact the ATV Safety Institute at (800) 887-2887. In Canada, see your dealer or contact the Canada Safety Council at (613) 738-1535. For ROV training, visit <http://rohva.org>. ©2016 Arctic Cat Sales Inc., Thief River Falls, MN 56701.

treadlightly!
USA REG. A GOOD PROVISION™

Paid Advertisement

- Country Cat**
Sauk Centre
320-352-3534
www.countrycat.com
- Lighthouse Motorsports**
Rosemount
651-322-4424
www.lighthousemotorsports.com
- MotoProz, Inc.**
Mazeppa
507-843-2855
www.motoproz.com
- RV Sports Inc.**
Thief River Falls
218-681-1007/800-826-5403
www.rvsports.com
- Thomas Sno Sports**
Ogilvie
320-556-3467
www.thomassnosports.com
- Waconia Powersports**
Waconia
1-888-741-FARM
www.UFCfarmsupply.com
- Westside Sports**
Wadena
218-631-1113
www.westsidesports.biz

ALL TERRAIN VEHICLE ASSOCIATION OF MINNESOTA

JOIN US TODAY ...



FOR THE FUN OF IT!

- Share Your Passion With Us
- Exclusive Trail Rides, Club Trips, Special Events, Family Picnics and Parties

FOR THE GOOD OF IT!

- We Pay a Lobbyist to Help Defend & Protect Your Rights to Ride
- We're Developing, Maintaining, Expanding and Protecting Existing Trails & Areas
- We're Your Volunteer Safety Instructors & Trail Ambassadors

FOR THE PERKS!

- Free 6 Issues of Minnesota Off-Road Magazine & ATVentures Guide
- Discounts on Lodging, and at ATV Retailers
- Free \$3000 Accidental Death and Dismemberment Insurance

For Information:
1-800-442-8826
www.atvam.org

Family or Single Membership
FOR ONLY \$20 BUCKS

Paid Advertisement

ATVAM - PO Box 999, Anoka, MN 55303

TABLE OF CONTENTS

What's New	6
Definitions	7
Registration	9
Non-Resident Trail Pass	10
Registration Fees	15
State Forest Lands	22
Enforcement	27
Operating While Intoxicated	28
Firearms, Hunting, and OHVs	29
ATV Youth Operators—Residents and Non-residents	31
ATV General Operations	35
OHM Youth Operators	37
OHM General Operations	38
ORV Youth Operators	39
ORV General Operations	39
FAQs	40
Approved Helmet	41

FOR MORE INFORMATION

DNR Website

www.mndnr.gov/ohv

Where To Ride Your OHV

www.findthetrails.com

Safety Training

DNR Information Center, 651-296-6157, toll-free 1-888-646-6367 or
DNR Safety Training Program Headquarters,
Camp Ripley, Little Falls, MN 56345, 1-800-366-8917

www.mndnr.gov/safety/vehicle

State Trails

DNR Information Center, 500 Lafayette Rd., St. Paul, MN 55155-4040,
651-296-6157, toll-free 1-888-646-6367

www.findthetrails.com

Vehicle Registration

DNR License Center, 500 Lafayette Rd.,
St. Paul, MN 55155-4026, 651-296-2316, toll-free 1-800-285-2000

www.mndnr.gov/rfp

Hearing Impaired

651-296-5484, toll-free 1-800-657-3929.

Before you hit the trails, remember to pack the right supplies:

- Driver's license
- Helmet (Department of Transportation approved)
- Proper clothing (See below)
- Vehicle registration
- Safety certificate (if required)
- First-aid kit or other safety equipment
- Maps or GPS

Grab
your gear!

PRO
TIP



Become a Member of
DISTRICT 23

Over **150 ANNUAL EVENTS**
with classes for ages **4 to 50+**
and all abilities from
BEGINNER to EXPERT

ARMCA www.armca.org/ride

Quad Harescramble	Quad Motocross
Road Events	Harescrambles
Dual Sport	Trail Rides
Motocross	Dirt Track
Enduro	Hillclimb

District 23 P.O. Box 33 Hastings, MN 55033
651.998.0406 • d23armca@msn.com

Paid Advertisement

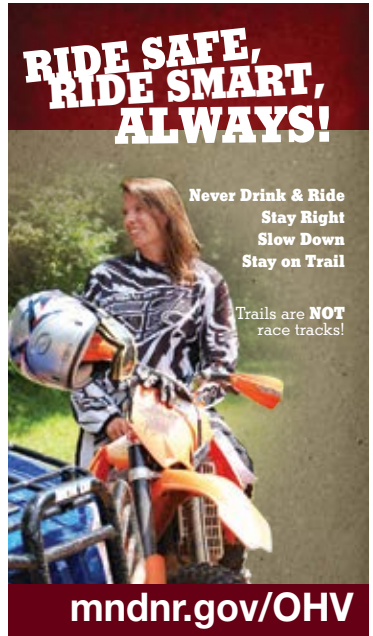


**RIDE SAFE,
RIDE SMART,
ALWAYS!**

Never Drink & Ride
Stay Right
Slow Down
Stay on Trail

Trails are **NOT**
race tracks!

mndnr.gov/OHV



Check before you go!

**PRO
TIP**

Temporary road and trail closures may be needed due to spring thaw, trail repairs, heavy rains, logging or public safety concerns.

Closures are unpredictable; always check mndnr.gov/ohv before you ride!



WHAT'S NEW

Resident off-road vehicles operators will be able to purchase a thirty (30) consecutive day off-road vehicle state trail pass for \$20.00 if the vehicle is not already registered as an ORV to ride on ORV designated trails and use areas after January 1, 2017.



Riders in Nemadji State Forest enjoy Gafvert Campground and Day-Use Area



This is a summary of Minnesota's safety laws, rules, and regulations for off-highway vehicles. For the purposes of this guide, off-highway vehicles include all-terrain vehicles, off-highway motorcycles, and off-road vehicles. For complete regulations, consult state statutes and rules.

This information is available in alternative formats to individuals with disabilities by calling 651-296-6157 (Metro Area) or 1-888-MINNDNR or Telecommunication Device for the Deaf/TTY: 651-296-5484 (Metro Area) or 1-800-657-3929.

Copyright 2016, State of Minnesota, Department of Natural Resources

Equal opportunity to participate in and benefit from programs of the Minnesota Department of Natural Resources is available to all individuals regardless of race, color, creed, religion, national origin, sex, marital status, public assistance status, age, sexual orientation, disability, or activity on behalf of a local human rights commission.

Discrimination inquiries should be sent to MN-DNR, 500 Lafayette Rd., St. Paul, MN 55155-4031; or the Equal Opportunity Office, Department of the Interior, Washington, DC 20240.

This publication is partially funded through advertising revenue. The State of Minnesota and the Department of Natural Resources can neither endorse the products or services advertised, nor accept any liability arising from the use of these products or services.

DEFINITIONS

The Term Off-Highway Vehicle (OHV) includes All-Terrain Vehicles (ATVs), Off-Highway Motorcycles (OHMs), and Off-Road Vehicles (ORVs).

All-terrain vehicles (ATVs)

are motorized vehicles with at least three, but no more than six, low-pressure or non-pneumatic tires (not filled with or containing compressed air) with a total dry weight less than 2,000 pounds and a total width from outside of tire rim to outside of tire rim that is 65 inches or less. ATVs include Class 1 and Class 2. Dry weight is normally the weight of the vehicle without fluids. Vehicles NOT considered ATVs includes golf carts, mini-trucks, dune buggies, or go carts or a vehicle designed and used specifically for lawn maintenance, agriculture, logging, or mining purposes.



Class 1 ATV

has a total width 50 inches or less from outside of tire rim to outside of tire rim.



Class 2 ATV

has a total width greater than 50 inches but not more than 65 inches from outside of tire rim to outside of tire rim.



Off-highway motorcycles (OHMs)

are motorized off-highway vehicles traveling on two wheels. OHMs have a seat or saddle designed to be straddled by the operator and have handlebars for steering control. Motorcycles may be legal for highway use and still considered to be OHMs if used for off-highway operation on trails or natural terrain.



Off-road vehicles (ORVs)

are motorized recreational vehicles capable of cross-country travel on natural terrain. Vehicles NOT considered ORVs include snowmobiles, ATVs, OHMs, motorcycles, watercraft, or aircraft. Farm, logging, military, emergency, law enforcement, utility, trail grooming, and construction vehicles are not considered to be ORVs when used for their intended purpose.

Off-highway vehicle use areas

are areas posted or designated for off-highway vehicle use.

Watch for these designated trail signs



Class 1 ATV



Class 1 and 2 ATV



OHM trail



ORV trail



Note: A diagonal slash across any of the above signs indicates trail is closed for that type of vehicle use.

Grant-in-aid trails and areas

include those that received grants through the DNR administered grant-in-aid program.

Before operating an OHV in a state forest, see pages 22-26 for information on state forest use.



**Typical
Class 1 ATV**



**Typical
Class 2 ATV**



REGISTRATION

OHVs must be registered to operate in Minnesota. There are exemptions provided by law. **If your answer is “YES” to any of the statements below, registration is not required.**

If you are operating an:

- ATV on a state and/or grant-in-aid trail on June 2-4, 2017 “Free Riding Weekend” (ATV registration and non-resident ATV trail passes will not be required to ride on state and grant-in-aid trails those days).
- ATV, OHM, or ORV registered in another state or country and not in Minnesota for more than 30 days.
- ATV, OHM, or ORV owned by federal, local, and tribal governments.
- OHM or ORV registered for highway use when operated on forest roads.
- OHM operated by a person participating in an event for which the MN DNR has issued a special use permit exempting the registration or non-resident trail pass requirements.
- OHMs not in Minnesota for more than 30 consecutive days and are operated on state and grant-in-aid trails by a non-resident possessing a non-resident state trail pass.
- ATV or OHM that is used exclusively in organized track racing events.
- ATV owned by a resident of another state or country that does not require registration of the ATV, not in Minnesota for more than 30 consecutive days, and is operated on state and grant-in-aid trails by a non-resident possessing a non-resident state trail pass.
- ATV that is registered by an Indian tribal government to a tribal member and has not been outside the tribal reservation boundary for more than 30 consecutive days.
- ATV that is 25 years and older (see page 12).
- ORV operated on frozen waters or private property (not a designated ORV trail).

Dealer and Manufacturer Registration

Registration with the DNR is required by OHV dealers and manufacturers to operate machines for testing or demonstration purposes. Dealer and manufacturer registration applications and plates may be purchased at a local deputy registrar and at the DNR License Center, 500 Lafayette Rd., St. Paul, MN 55155-4026, 651-296-2316, or toll-free 1-800-285-2000.

- A registration certificate and a registration plate will be issued. The plates will be issued from the DNR.
- The registration certificate must be prominently displayed in the place of business.
- The registration plate must be displayed on the vehicle before dealers or manufacturers may operate or permit operation of any off-highway vehicle they own or control.

Additional plates are available for \$4.00 plus filing fee.

Non-Resident Trail Passes Required for ATV, OHM, and ORV

A trail pass is required for non-residents operating an ATV, OHM, or ORV that is not registered in Minnesota on state or grant-in-aid trails.

- The ATV or OHM trail pass must be available for inspection when requested by a law enforcement officer.
- The ORV trail pass must be displayed on the vehicle where it is readily visible.
- Non-residents do NOT need a pass if operating on a portion of an ATV, OHM, or ORV trail that is owned by the person or the person's spouse, child, or parent, or if the ATV, OHM, or ORV is registered in Minnesota.
- Duplicate non-resident ATV, OHM, and ORV trail passes are available.
- Non-resident trail passes can be purchased online (an additional 3% plus \$1.65 service fee will be added), or at game and fish license agents, and deputy registrar offices.



Non-Resident Trail Passes

ATV Non-Resident Trail	Fees	Issuance Fees	Total Fees	Duration
New	20.00	1.00	21.00	1 Year
Duplicate	2.00	0.50	2.50	
ORV Non-Resident Trail	Fees	Issuance Fees	Total Fees	Duration
New	20.00	1.00	21.00	1 Year
New	30.00	1.00	31.00	3 Years
Duplicate	4.00	0.50	4.50	
OHM Non-Resident Trail	Fees	Issuance Fees	Total Fees	Duration
New	20.00	1.00	21.00	1 Year
Duplicate	2.00	0.50	2.50	

REGISTRATION OF OHVS

Q: How do I register an OHV?

A: You must be at least 18 years old to register an off-highway vehicle you own. A card and decal are provided with the registration of the off-highway vehicle. See page 14 for how the registration must be displayed on the ATV, OHM, or ORV.

Q: Where do I register an OHV?

A: At a deputy registrar of motor vehicles office (where automobile license tabs are purchased) or at the DNR License Center in St. Paul. You may renew your OHV registration online at mndnr.gov/licenses/ohv. No additional fee will be charged.

Q: What information must I bring to register my ownership of an OHV?

A: Bring information including the make, model, year, serial number, and sales receipt. For OHM registration, the engine size is required. For ATV registration, the dry weight and width from outside rim to outside rim is required. You also will be asked for the engine size.

Q: What do I receive when I register?

A: A registration card and an expiration decal are issued when an ATV or OHM is registered. ATVs and OHMs purchased from a retail dealer must be registered at the dealer by the owner. The dealer will issue a temporary 21-day registration.

Q: What if I sell my OHV?

A: If you sell your OHV, give the new owner a signed bill of sale that includes the serial number of the vehicle. The serial number is also found on the registration card.

Q: What if I buy an OHV from another owner?

A: The new owner must report the transfer of ownership within 15 days of the sale at a deputy registrar of motor vehicles office (where automobile license tabs are purchased) or at the DNR License Center in St. Paul. A new owner can be charged with a misdemeanor for failure to file and transfer ownership within 15 days of the sale. Any transfers and registration renewals are the responsibility of the owner.

ATV REGISTRATION

All-terrain vehicles are classified and registered as either a Class 1 ATV or a Class 2 ATV (See page 7 for definitions). All ATVs operated in Minnesota must be registered with the DNR, including those used exclusively on private property. See exceptions on page 9. Class 1 or Class 2 will be indicated on the owners ATV registration card and decal at registration or renewal.

WHAT KIND OF REGISTRATION DO I NEED?

ATV Public Use Registration

I will ride this ATV on public ATV trails or land and roadways. You need an ATV public/recreational use registration. This registration is valid for three years.

ATV Private/Agricultural Use Registration

I will use my ATV (same for both Class 1 and Class 2) exclusively for agricultural activities, harvesting wood, or on private property.

You need an ATV private/agricultural use registration. A private use registration does not expire and is valid until the ownership of the ATV is transferred.

ATV Collector Use Registration

My ATV is 25 years and older.

ATVs 25 years and older are exempt from registration if they were originally produced as a separate, identifiable make by a manufacturer. You may register with a collector use registration. This registration is non-transferable.

Both Public and Private Use Registration

I will use my ATV for agricultural purposes on the roadway and on public trails, public land, and/or on frozen water.

You need both. An ATV agricultural/private registration is needed when using the ATV for agricultural activities and a public ATV registration is needed when out on public trails, public land and/or on frozen water.

OHM REGISTRATION

All OHMs operated in Minnesota must be registered with DNR. See page 9 for exemptions. Even when operated on private property, registration is required. This registration is valid for three years

OHM Recreational Registration and Highway Use License

Some OHMs are equipped so that they may be legally licensed for highway use. An OHM licensed for highway use that is also used off-road must have both the regular motorcycle license and the DNR OHM registration. An OHM registered for off-road use may also be licensed for highway use if properly equipped. Equipment requirements include: headlights, taillights, mirrors, horn, and other modifications. Contact the Department of Public Safety for further details and application procedures.

ORV REGISTRATION

All ORVs operated on DNR designated or grant-in-aid ORV trails or areas must be registered with DNR. This registration is valid for three years.

ORV Recreational Registration and Highway Use License

Many ORVs are licensed for highway use. An ORV licensed for highway use that is also operated on designated public ORV use areas or trails must have both the regular vehicle license and DNR ORV registration.

OHV REPLACEMENT REGISTRATION CARDS AND DECALS

You may obtain a replacement registration card for \$10.00 or a replacement decal for \$6.00 from the DNR License Center or the Deputy Registrar of Motor Vehicles. Replacement decals and numbers must be affixed in the same manner as the original. You are not required to carry the registration card, but when an enforcement officer requests to see it, it must be provided within a reasonable time period.

mndnr.gov/OHV

DISPLAY OF NUMBERS AND DECALS

Registered ATVs must display the current public use registration number and decal(s) on a plate as indicated below. The plate and decal must be maintained in a clear and legible condition.

Registration Plate must be:

- at least 4 inches high and 7½ inches long.
- clearly visible on the back of the vehicle
- at least 12 inches from the ground

Registration Letters and Numbers must be:

- at least 1½ inches high with a 3/16-inch stroke
- in English and placed from left to right
- in a color that contrasts with the background of the plate.



Public use or collector registration. The decal must be displayed in the upper left section of the plate. NOTE: ATVs 25 years and older do not need to be registered (see page 12).



Private use only registration. The decal must be displayed in the upper right section of the plate. No numbers are needed for this type of registration.



Both Public and Private use registration. The public use decal and private use decal must be displayed in the appropriate section of the plate.

Registration Fees


ATV Registration (Class 1 and Class 2)	Fees	Issuance Fees	Total Fees	Duration
New Public Use	45.00	8.50	53.50	3 Years
Renewal Public Use	45.00	6.00	51.00	3 Years
Transfer	4.00	8.50	12.50	
Private/Agricultural	6.00	8.50	14.50	As long as machine is held by same party
Collector	6.00	8.50	14.50	
NOTE: ATVs 25 years and older do not need to be registered (see page 12)				
Duplicate	4.00	6.00	10.00	
Dealer–New	50.00	8.50	58.50	1 Year
Dealer–Renewal	50.00	6.00	56.00	1 Year
Manufacturer–New	150.00	8.50	158.50	1 Year
Manufacturer–Renewal	150.00	6.00	156.00	1 Year
Duplicate Decal		6.00	6.00	
OHM Registration	Fees	Issuance Fees	Total Fees	Duration
New	30.00	8.50	38.50	3 Years
Renewal	30.00	6.00	36.00	3 Years
Transfer	4.00	8.50	12.50	
Duplicate	4.00	6.00	10.00	
Dealer–New	50.00	8.50	58.50	1 Year
Dealer–Renewal	50.00	6.00	56.00	1 Year
Manufacturer–New	150.00	8.50	158.50	1 Year
Manufacturer–Renewal	150.00	6.00	156.00	1 Year
Duplicate Decal		6.00	6.00	
ORV Registration	Fees	Issuance Fees	Total Fees	Duration
New	30.00	8.50	38.50	3 Years
Renewal	30.00	6.00	36.00	3 Years
Transfer	4.00	8.50	12.50	
Duplicate	4.00	6.00	10.00	
Dealer–New	50.00	8.50	58.50	1 Year
Manufacturer–New	150.00	8.50	158.50	1 Year
Manufacturer–Renewal	150.00	6.00	156.00	1 Year
Duplicate Decal		6.00	6.00	

OHMs registered only for off-road use must display the current registration decal on the side of the OHM so it is visible while the rider is on the OHM. It may be attached to the fork tube.

When an OHM is operated on private property, or in a closed-course competition event, registration is required but the registration decal does not have to be displayed.



OHMs licensed in Minnesota for roadway use and registered for off-road use, must display the OHM decal in the upper left corner of the rear regular motorcycle license plate. The DNR registration number should not be displayed.



ORVs registered only for off-road use must display the current decal on a plate at least 4 inches high and 7½ inches long. No registration number should be displayed.

The plate must be clearly visible on the back of the vehicle and at least 12 inches from the ground. The decal must be displayed in the upper left corner of the plate. The plate and decal must be maintained in a clear and legible condition.



ORVs licensed in Minnesota for roadway use and registered for off-road use, must display the ORV decal in the upper left corner of the regular rear motor vehicle license plate. The DNR registration number should not be displayed.

Expiration and Renewal

The expiration date appears on both the registration card and the decal. All public use ATV and all OHM and ORV renewals expire on December 31 of the last year the registration is valid.

Individuals who notify the DNR of mailing address changes should receive a notice by mail to renew their registration. Whether notified or not, owners are responsible for renewing their public use ATV, OHM, and ORV registrations.

Private use ATV and optional use collector ATV registrations do not expire. They are valid until the ownership is transferred.

GENERAL OPERATIONS of ATVs, OHMs, and ORVs

The following regulations apply to all off-highway vehicles: all-terrain vehicles, off highway motorcycles, and off-road vehicles. Additional information and regulations specific to each of these vehicle types can be found in the ATV, OHM, and ORV sections of this booklet.

OHV OPERATION

It is illegal to operate on the inside slope, shoulder, and roadway of state and county roads. Class 2 ATVs may be operated on the shoulder or extreme right side of county or township roads and city streets if not prohibited by the road authority or other local laws. Class 2 ATVs may NOT be operated on the shoulder of a state trunk highway. Class 1 (side/side) ATV must have a steering wheel, seat belts, and roll-over protective structure to be operated like a Class 2 on roadways.

REQUIRED EQUIPMENT

The following are required for all off-highway vehicles operated on public lands, waters, trails, and public streets and roads open to vehicle use:

Brakes must control movement and stop and hold the vehicle.

Throttle must return the engine to idle when pressure to advance the throttle is removed.

Mufflers

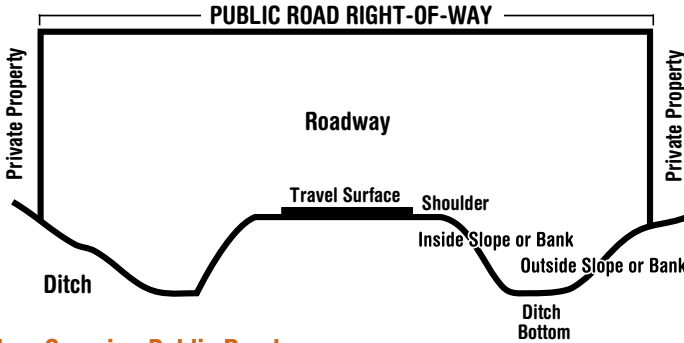
- Mufflers must have a federally approved spark arrestor.
- Overall noise emission from ATVs and ORVs may not exceed 99 decibels at a distance of 20 inches.
- OHMs that are not competition cycles, and were manufactured in or after 1986, may not exceed noise emissions of 96 decibels at a distance of 20 inches.
- Mufflers may not be altered to increase motor noise, or have a cutout, bypass, or similar device except for organized events.

Towing

- A straight-arm bar must be used to tow a trailer or other device containing passengers.
- A disabled vehicle being towed may contain a person to steer.
- At least 16 square inches of reflective material that is unobstructed and visible must be mounted on each side and at the rear of a trailer or other device.

Public road right-of-way

Means the entire right-of-way of a roadway that is not privately owned, including the traveled portions, banks, ditches, shoulders, and medians. OHV riding may be permitted on grant-in-aid trails that include portions of the public road right-of-way when signed for that vehicle type.



When Crossing Public Roads

A valid driver's license is required to operate anywhere it is legal on road rights-of-way including ditches, inside and outside slopes, and crossing roads. The only exception would be on portions of a designated trail for that vehicle type that specifically includes a road right-of-way. Youth 12-16 on an ATV with a valid ATV youth safety certificate and accompanied by a parent or legal guardian on a separate ATV may operate on a roadway.

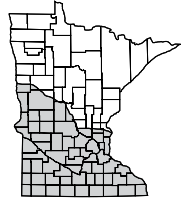
When making a direct crossing of a street or road:

- Come to a complete stop and look both ways.
- Yield to all traffic.
- Cross the road at a 90 degree angle.
- Cross a divided road only at an intersection.

NOTE: OHMs, ORVs, and Class 2 ATVs cannot be operated on the road ditch bottom or outside ditch slope unless on a trail designated for that specific vehicle type. See page 35 for Class 2 ATV operating exceptions.

Agricultural zone

The Minnesota agricultural zone is the area lying south and west of a line formed by the following highway rights-of-way: starting at the North Dakota border, the line goes east along U.S. Highway 10 to State Highway 23, then follows Highway 23 east to State Highway 95 to the Wisconsin border. The agricultural zone does not include the rights-of-way of these boundary highways, and applies only to Class 1 ATV use.



Agricultural zone restriction

You may not drive an ATV within the right-of-way (ditch) of a state or county road from April 1 to August 1 in the agricultural zone. This does not apply to grant-in-aid trails or to Class 1 ATVs registered and used exclusively for agricultural purposes. Class 2 ATVs cannot be operated in ditches. See page 35 for Class 2 ATV operating exceptions August 1 to April 1.

CHECK FOR OTHER GOVERNMENT REGULATIONS OR ORDINANCES

Cities, towns, counties, and road authorities may further regulate the operation of off-highway vehicles under their jurisdiction. A county, city, or town may by ordinance allow operation of an allterrain vehicle on a public road or street under its jurisdiction to access businesses and residences and to make trail connections. Check with the appropriate unit of government for additional regulations or restrictions.

The U.S. Forest Service, the National Park Service, and the U.S. Fish and Wildlife Service regulate motor vehicle use on federal lands. Check with the managing agency before riding on these lands.

You may NOT ride

- On the median of a four-lane highway.
- Within the right-of-way of any interstate highway or freeway.
- On the right-of-way between opposing lanes of traffic.
- On grant-in-aid snowmobile trails.
- On designated non-motorized trails.
- At airports.
- Below the ordinary high-water level of unfrozen public waters that are lakes, streams, rivers, and certain wetlands, or in calcareous fens.
- On any frozen public waters where you don't have legal access or where it is prohibited.
- In any area restricted by local ordinances.
- In a tree nursery or planting area.
- on state forest lands that are posted or designated closed to motorized uses (see pages 22–26).

- On agricultural land without permission (see page 29).
- In most state parks, state recreation areas, state historic sites, wildlife management areas (WMAs), state scientific and natural areas (SNAs) with the exception of posted trails and areas OHV use is prohibited on wildlife management areas, except OHVs that are licensed highway motor vehicles may be operated on established roads at speeds up to 20 miles per hour in the following WMAs: Carlos Avery, Hubbel Pond, Mille Lacs, Red Lake, Roseau River, and Thief Lake.

Also see specific sections for additional restrictions.

OTHER PROHIBITIONS

You MAY NOT:

- Operate an off-highway vehicle in a careless, reckless, or negligent manner that endangers another person or property.
- Litter.
- Enter or leave lands by cutting wire or tearing down a fence.
- Mutilate, destroy, damage, or remove any property within a trail or on state land.
- Post, damage, or remove any signs on any lands or waters unless you are the landowner, occupant, or lessee of the property.

WHERE CAN I RIDE?

I live in one of the following counties - Anoka, Carver, Dakota, Hennepin, Ramsey, Scott or Washington County (the seven-county metro area) - where can I ride?

You MAY ride on:

- Your own land.
- Land other than your own with written or verbal permission of the landowner, occupant, or lessee.
- Land posted with signs specifically permitting the use of off-highway vehicles.

You MAY NOT ride on land you do not own unless given written or verbal permission by the owner, occupant, or lessee.

NOTE: Land uses vary. Be sure to check federal, state, and local regulations for specific restrictions.

I live outside of the seven-county metro area - where can I ride?

You MAY ride on:

- Private land with the landowner's permission.
- Frozen public waters where you have legal access, if not restricted by law or local ordinance.
- Public lands and trails that are open to OHVs.

You MAY NOT ride on land that you have been told verbally, in writing, or by posted signs, not to ride.

OHVS AND WETLAND DISTURBANCE

A person may not operate an OHV in a manner to:

- Indicate a willful, wanton, or reckless disregard for the safety of persons or property.
- Carelessly upset the natural and ecological balance of a wetland or public waters wetland.
- Impact a wetland or public waters wetland in excess of minimum amounts established under law.

There are increased penalties for OHV wetland disturbance. Conviction may be a gross misdemeanor and the off-highway vehicle (ATV, OHM, and ORV) may be forfeited. See page 27. Wetland restrictions apply to private land as well as public land, and vary by area of the state and other criteria.

Don't Speed

Never operate an off-highway vehicle at a speed greater than is reasonable under all of the surrounding circumstances or greater than the posted speed limit on any public lands, waters, trails, or public road rights-of-way. Watch for and obey speed limit signs posted on trails. Speed limits may be waived in writing by the DNR for an organized race or similar competitive event. Contact the DNR at 1-888-MINNDNR (646-6367).

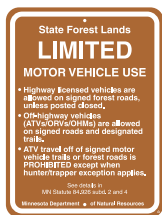
When Trail Riding:

- Obey all trail signs.
- Remember - All designated trails are two-way unless posted otherwise. One-way trails must be traveled in the direction indicated.
- Stay to the right when meeting or being passed by another trail user.
- Pass on the left. When passing another trail user you must pass on the left half of the tread-way and only when the trail is free from oncoming traffic to safely pass the other trail user.
- Yield to non-motorized trail users and shut off your engine when meeting a horse until the horse has passed or until waved on.
 - When entering or crossing a trail you must yield to trail traffic. When two trail users are about to enter an unmarked tread-way intersection from different directions, the trail user to the right has the right-of-way.

STATE FOREST LANDS

You can ride your OHV on state forest roads and trails in accordance with state forest motor vehicle use classifications and regulations. (See the list of forest land classifications on page 26). Travel at reasonable and prudent speeds; obey speed limits, and traffic and road closure signs. Minnesota state forests have been classified into three groupings for off-highway and motor vehicle use: Managed, Limited, and Closed. For a complete listing of state forest classifications see page 26. NOTE: Snowmobiles are unaffected by state forest land motor vehicle use classification.

- In managed state forests north of U.S. Highway. 2, OHVs may operate on mapped trails and other existing routes that are not gated or posted closed.
- In both managed and limited state forests, forest roads are open to OHV use unless posted closed.
- In limited state forests, OHV operation is allowed only on signed and mapped routes that are open for that type of OHV use. For example, trails can be designated for ATV, OHM, and/or ORV use.



Seasonal or temporary road and trail closures

may be imposed at any time due to trail repairs, wet soil conditions, logging operations, or other natural resource protection or public safety concerns. Most often, closures happen during spring thaw or following a heavy summer rainfall. Closures are unpredictable, so always check mndnr.gov/ohv before you ride (updated Thursdays after 2 p.m.). State forest trails closed during hunting season; see page 23. (See the list of forest land classifications on page 26).



SLOW DOWN on the Trails!

Watch out for others who are riding, logging, bird watching, berry picking, or hunting.

Events on state forest lands

The DNR may provide temporary exceptions to the general rules for a specific state park, forest campground, forest day use area, or state forest lands for emergencies or authorized special events. Notice of the exception will be plainly posted at the site. To hold a special event on state forest lands, a permit is required. Contact the Minnesota DNR area parks and trails supervisor to find out more.



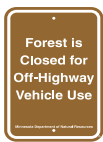
Where you MAY ride

- In a managed forest: All state forest roads, trails, and non-designated routes unless posted closed.
- In a limited forest: Forest roads and trails designated and signed to permit specific motor vehicle use.
- In a closed forest: On frozen public waters.
- On trails specifically designated and signed for a vehicle type, for example, trails can be designated for ATV, OHV, and/or ORV use.
- In the Richard J. Dorner Memorial Hardwood Forest on trails designated and signed open.

Where you MAY NOT ride

- Within the boundaries of an area that is posted and designated as closed.
- In a state forest classified as closed.
- On designated non-motorized trails unless also posted open for a specific motorized use.
- Off of routes, roads, and designated trails except when hunter/trapper exception applies. (See the Minnesota Hunting and Trapping Regulations Booklet for more information).
- On forest lands in a manner that causes erosion or rutting, damages, or destroys trees or growing crops (the rutting provision does not apply on designated motorized trails).
- On or over lakes, rivers, or streams except:
- When the water body is ice-covered.
- At a bridge, culvert, or designated low-water crossing.

During deer hunting season, you may NOT ride on state forest trails in areas of the state where deer may be taken by rifle, unless you possess a deer hunting license. State forest roads remain open.



Other restrictions and prohibitions

- Unauthorized trail construction is NOT allowed on state forest lands.
- Do not operate in a manner that causes damage to the road, land, or other natural resources. Motor vehicle use causing erosion, rutting, or damage to trees is prohibited.
- Richard J. Dorer Memorial Hardwood Forest – Motor vehicles and snowmobiles may operate ONLY on forest roads that are not posted closed, and on forest trails that are designated for motorized use.



Areas with limitations

The big game hunter/trapper exceptions do not apply in areas signed and mapped as “No Motorized Travel.”

National forest lands

National forest lands in Minnesota are open to many public uses including camping, hunting, fishing, trapping, snowmobiling, and OHV riding. State of Minnesota regulations regarding boating, fishing, hunting, ATV or snowmobile operation apply on national forest lands. The Motor Vehicle Use Map (MVUM) is the legal guide for motor vehicle use on the national forests. The MVUM is updated annually and available at no charge at the forest supervisor or ranger district offices.

You MAY ride an OHV and highway licensed vehicles (HLV) on national forest roads or trails designated open to these uses on the MVUM map.

You may NOT ride on national forest roads that are signed, gated, bermed with dirt, rocks, trees etc. or not designated open on the MVUM map.

For information, contact:

Chippewa National Forest

218-335-8600

www.fs.usda.gov/chippewa

Superior National Forest

218-626-4300

www.fs.usda.gov/superior

Hunting/trapping exceptions

Traveling off roads and trails (cross-country travel) in a limited state forest or off roads, trails, and routes in a managed state forest is prohibited except, persons with a valid hunting, trapping, or commercial license in possession may use:

Class 1 ATVs to travel cross-county to:

1. Retrieve big game (Sept. - Dec.).
2. Hunt for big game and construct stands (Oct. - Dec.).
3. Trap during the open season for protected furbearers.
4. Trap for minnows under certain conditions.

Or Class 2 ATVs, ORVs, and highway-licensed vehicles (HLVs) to travel on

1. Forest trails designated for ORV use.
2. A route not designated for other uses or posted closed in managed forests. See Minnesota Hunting and Trapping Regulations Handbook for more information at mndnr.gov/regulations

The Richard J. Dorer Memorial Hardwood Forest does not allow the hunting exemption.

County forest lands

Counties may have adopted different regulations on county administered land within state forest boundaries. For information on regulations, roads and trails on county land, please contact that county directly.



Help Prevent
The Spread Of
Invasive Plants
And Animals.

- Clean your gear before entering and leaving the recreation site.
- Remove mud and seeds from clothes, pets, boots, gear and vehicles.
- Burn only local or certified firewood.
- Stay on designated trails.



STOP INVASIVE SPECIES
IN YOUR TRACKS.
PlayCleanGo.org

State Forests Classification

Managed Forest Lands

Beltrami Island	Grand Portage 2	Pine Island
Big Fork	Kabetogama	Red Lake
Blackduck	Koochiching	Smokey Bear
Cloquet Valley 2	Lake of the Woods	Sturgeon River 2
Finland 2	Lost River	(portions outside
George Washington 2	Northwest Angle	Superior National
		Forest, SNF)

Limited Forest Lands

Badoura	George Washington 2	Remer
Bear Island	Golden Anniversary	Rum River
Bowstring	Grand Portage 2	Savanna
Buena Vista 2	Hill River	St. Croix
Burntside 1	Huntersville	Smoky Hills
Chengwatana	Land O' Lakes	Snake River 2
Cloquet Valley 2	Lake Jeanette 1	Solana
Crow Wing	Lyons	Sturgeon River 2
D.A.R.	Mississippi Headwaters	(portions inside SNF)
Emily	Nemadji	Two Inlets
Finland 2	Pat Bayle	Wealthwood
Fond du Lac	Paul Bunyan	White Earth
Foothills	Richard J. Dorer Memorial	Waukenabo
General C.C. Andrews	Hardwood 3	

Closed Forest Lands

Battleground	Finland 2	Pillsbury
Birch Lakes	George Washington 2	Sand Dunes
Buena Vista 2	Insula Lake	Snake River 2
Burntside 1	Lake Isabella	Welsh Lake
Cloquet Valley 2	Lake Jeanette 1	Whiteface River

- 1 Portions located within the Boundary Waters Canoe Area Wilderness (BWCAN) are closed to all motor vehicle use.
- 2 Some portions also classified as Managed, Limited and/or Closed
- 3 NOTE: The big game hunter/trapper motor vehicle use exception DOES NOT APPLY within the Richard J. Dorer Memorial Hardwood State Forest

ENFORCEMENT

Conservation officers, deputy sheriffs, police officers, and state troopers, all enforce off-highway vehicle rules. You must stop when signaled by a law enforcement officer.

To report an OHV violation or an accident, contact the local police department, sheriff's office, the State Patrol, or a DNR conservation officer. Conservation officers are dispatched and reached through the State Patrol. To find your local conservation officer go to: mndnr.gov/officerpatrolareas.

It is unlawful for a person to knowingly tamper with an OHV odometer with the intent to defraud by reflecting a lower mileage than the true mileage, the same as other motor vehicles.

Penalties

- Fleeing a law enforcement officer on an OHV is a felony and the OHV used may be forfeited.
- A violation of an ATV, OHM, or ORV law is a misdemeanor.
- Most operation, registration, and trespass violations also can be enforced by issuing a civil citation and can include restitution. Fines for second or subsequent violations in wetlands, including the use of snorkel devices or for careless or reckless operation, can be more than double.
- Carelessly and recklessly upsetting the natural and ecological balance of a wetland is a gross misdemeanor, and the vehicle may be forfeited upon a second gross misdemeanor of this type.

Violator Suspension and Training

OHV operators who receive a ticket and are convicted of violating any law related to OHV operation are required to complete the MN DNR ATV Online course. An ATV operator, who is convicted of a careless or reckless offense, or for a second or subsequent offense, must complete the MN DNR ATV Online course in addition to the ATV safety operator course component.

In addition to the training requirements listed here, operating privileges are automatically suspended for one year for:

- Conviction for carelessly and recklessly upsetting the natural and ecological balance of a wetland (gross misdemeanor violation);
- Operation on unfrozen public water, or in a state park, SNA, or WMA;
- Willful, wanton, or reckless disregard for the safety of persons or property;
- Carelessly upsetting the natural and ecological balance of a wetland or public waters wetland.

Reporting Stolen, Abandoned, or Destroyed Vehicles

A registered off-highway vehicle that is abandoned, stolen, or destroyed must be reported to the DNR License Center within 15 days. No fee is charged for reporting the vehicle.

Accident Reports

The OHV operator and the officer investigating an OHV accident must file a written report to the DNR within 10 days if the accident resulted in a human injury requiring medical attention, hospitalization, or death; or total damage of \$300 or more for ORVs, or \$500 or more for ATVs and OHMs. Accident reports are available by calling the DNR, or online at: mndnr.gov/enforcement

OPERATING WHILE INTOXICATED

Operating an off-highway vehicle while under the influence of alcohol, a controlled substance, or other hazardous substance is unlawful.

Operators who are impaired may be required to submit to tests by a law enforcement officer. Refusal to submit to the test is a crime and the person's operating privileges will be suspended for one year.

Off-highway vehicle DWI convictions and refusals are recorded on the violator's driver's license record and may affect their driver's license privileges. An operator, who is found to be impaired or has an alcohol concentration of .08 or more, can be charged with a misdemeanor, gross misdemeanor, or felony level DWI.

Persons convicted of a DWI may be subject to one or more of the following:

- Fines; jail time; loss of OHV operating privileges;
- Forfeiture of the OHV;
- Loss of motor vehicle driver's license privileges and motor vehicle plate impoundment.

Open Bottle Law

It is unlawful for a person to drink or consume alcoholic beverages when an OHV is operated on a roadway, or shoulder of a roadway, that is not a part of a designated trail for that vehicle type.



**“Buzzed” driving is drunk driving.
Don’t drink and drive!!!**

TRESPASS

ASK FIRST. You must have permission to enter legally posted land or agricultural land. Trespass laws apply to all outdoor recreation, including off-highway vehicle riding. Further information on trespass laws can be found in the Minnesota Hunting and Trapping Regulations Handbook: mndnr.gov/regulations.



You may NOT:

- Wound or kill another person's domestic animal.
- Destroy private property.
- Pass through a closed gate without returning it to the original position.
- Stray off marked state trails.

NOTE: Agricultural land is broadly defined. All planted grassland, hay land, and short-rotation woody cropland also meet the definition of agricultural land. These lands do not need to be posted. Entering without permission is trespassing.

OHV RIDING RESTRICTIONS DURING DEER HUNTING SEASON

OHV trails and routes on state forest lands are closed to ALL recreational off-highway vehicle riding (ATV, OHM, and ORV) during firearms deer season where deer may be taken by rifle in Hunting Zone A, Series 100 (November 5 through November 20, 2016) and portions of Series 200 (November 5 through November 13, 2016). Persons possessing a valid deer license may use an ATV in these areas **ONLY** between 11 a.m. and 2 p.m. and before and after legal shooting time. Forest roads remain **OPEN** to OHV use. See pages 22–26.

FIREARMS TRANSPORTATION

You **MAY** transport an unloaded and uncased shotgun or rifle in a motor vehicle while:

1. At a shooting range with permission;
2. Lawfully hunting on public or private land; or
3. Traveling to or from a site the person intends to hunt that day or has hunted that day.

However, you **MAY NOT** transport an uncased shotgun or rifle within:

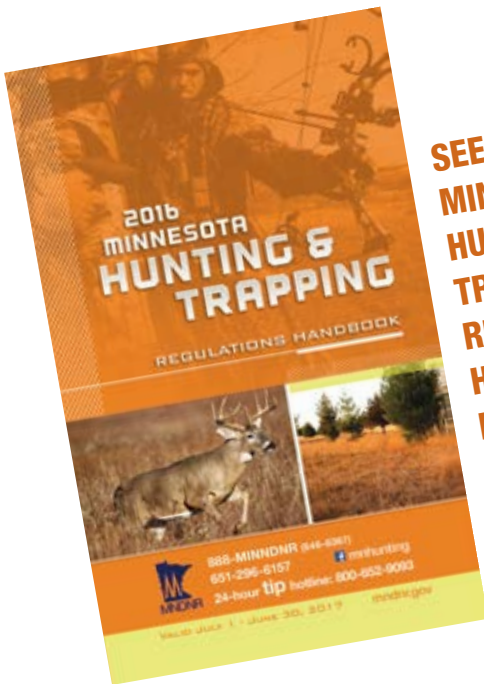
1. Anoka, Hennepin, or Ramsey counties;
2. A city with a population of 2,500 or more;
3. School grounds; or
4. Game refuges and state parks; or
5. As regulated under shining and night vision laws. A handgun/pistol cannot be transported uncased without a valid permit to carry.

ATV Cross-Country Travel is PROHIBITED on state lands. If you possess a valid hunting, trapping, or commercial license you may operate an ATV during certain times for big game hunting and retrieval, trapping, and constructing hunting stands. See hunting and trapping exceptions on page 25.

Firearms Deer Hunting

On public lands a person possessing a valid deer license may operate an off-highway vehicle during the firearms deer season only:

- Before legal shooting hours (½ hour before sunrise).
- From 11 a.m. until 2 p.m.
- After legal shooting hours (½ hour after sunset).



**SEE THE
MINNESOTA
HUNTING AND
TRAPPING
REGULATIONS
HANDBOOK FOR
MORE DETAILED
INFORMATION.**



SLOW DOWN!

Trails are **NOT** race tracks and ditches have many hazards!

ATV Youth—Residents and Non-Residents

Youth operation of a Class 1 or Class 2 ATV

The owner or adult in control of an ATV is legally responsible to ensure it is operated according to the following requirements:

- Anyone born after July 1, 1987, who is 12 or older, must have a valid ATV Safety Certificate to operate on public lands, trails, and frozen waters and when crossing road rights-of-way. Proof of completing an ATV safety course that includes a riding class component offered by the ATV Safety Institute (ASI) or another state is adequate to meet the safety certificate requirements of Minnesota.
- Anyone under the age of 16 must have permission from their parent or guardian to operate an ATV.
- Anyone under the age of 16 may not operate an ATV on public lands or water, or on state or grant-in-aid trails, if the person cannot properly reach and control the handlebars and reach the foot pegs while sitting upright on the seat. (See page 33)
- Anyone under the age of 18 must wear an approved helmet while operating or riding on public lands, trails, and frozen waters and when crossing road rights-of-way. See page 41 for definition of “Approved Helmet.”
- Passengers – See back cover for laws pertaining to passengers.

Youth Class 1 ATV Operation

In addition to the above. . .

Under 10

may operate

- only on private property with permission of the owner.

10 and 11

may operate

- only on private property with permission of the owner.
- an ATV up to 90cc on public lands and frozen waters if accompanied by parent or legal guardian.

12 through 15

may operate

- an ATV on public lands and frozen waters and make direct crossing of roadways with a valid safety certificate if accompanied on another ATV by a person 18 or over who has a valid driver’s license.
- on the bank, slope, ditch of a public road right-of-way or roadway open by local ordinance with a valid ATV Safety Certification when accompanied by a parent or legal guardian on a separate ATV.

16 and 17

must have a valid driver’s license and ATV Safety Certification to make a direct crossing of a roadway or operate on road rights-of-way or roadway open by local ordinance unless accompanied by a parent or legal guardian on a separate ATV.

Youth Class 2 ATV Operation

Anyone under the age of 15 may NOT operate a Class 2 ATV anywhere.

In addition to the above on page 31 Youth operation of a Class 1 or Class 2 ATV:

15 year olds

with a valid ATV Safety Certification may operate a Class 2

- on the right shoulder or the extreme right-hand side of public road when accompanied by a parent or legal guardian on a separate ATV.
- on public lands and frozen waters and make direct crossing of roadways if accompanied on another ATV by a person 18 or over who has a valid driver's license.
- in road right-of-way of a trunk, county state-aid, or county highway but only to access businesses or make trail connections. A left turn may be made if it is safe to do so.

16 through 17

must have a valid driver's license to make a direct crossing of a roadway or operate on road rights-of-way.

Non-Resident ATV Operators—a non-resident trail pass must be in possession to operate an ATV on state or grant-in-aid trails. The trail pass does not need to be displayed, but must be available for inspection when requested by an officer. The pass is NOT required if the non-resident operator is driving an ATV that is registered in Minnesota. Proof of completion of the ATV Rider Course offered by the All-Terrain Vehicle Safety Institute (ASI) is adequate to meet the safety certificate requirements of Minnesota.

Off-Highway Vehicle Trails

“Free Riding Weekend” - ATV registration and non-resident ATV trail passes will not be required to ride on state and grant-in-aid trails on June 2-4, 2017



ATVs—One Size Does Not Fit All!

ATV Fit Requirements Law

If you are under 16, you must be able to properly reach and control the handlebars and reach the foot pegs while sitting upright on the machine to operate an ATV on public lands or water, or on state or grant-in-aid trails.

These requirements use the U.S. Consumer Product Safety Commission Guidelines. See below.

Seat clearance: There should be a minimum of 3 inches between operator and the ATV seat. Proper clearance enables the operator to maintain balance on the foot rests when riding over rough terrain. Maintaining balance prevents the operator from falling off or being thrown from the machine.



Upper legs: While seated, the operator's upper legs should be horizontal (parallel to the ground).



Arm length: While seated on the machine and gripping the handle bar, there should be a distinct bend in the arm at the elbow. Without it, there will not be sufficient reach to properly grip the handlebars when turning and riding.

Hand size: With the hand gripping the handle bar, extend the fingers to the brake lever. The first joint of the index finger should extend beyond the brake lever. If it doesn't, then the hand is too small to safely operate the brake. Also, check to see that the arm length is sufficient to properly operate the brake lever and throttle while the handlebars are turned to the far left and right.



ATV Safety Training Requirements—Residents and Non-Residents

ATV safety training is recommended for everyone who operates an ATV. An ATV Safety Certificate is required by law for certain youth to operate an ATV on public lands. Exception: An ATV safety certificate is not required for youth under 12 in organized contests on public lands or public waters. Youth under 12 may operate an ATV 90cc or less, provided they “fit” the machine (see page 31) and are supervised by a person 18 or older.

ATV Safety Training Requirement

Anyone born after July 1, 1987, who is 12 or older, must have a valid ATV Safety Certificate to operate on public lands, trails, and frozen waters and when crossing road rights-of-way.

Note: There is an exception for youth age 10 or 11 to operate an ATV, up to 90cc, on public lands or frozen waters if accompanied by parent or legal guardian.

The MN DNR ATV Safety class includes topics on: Basic operation, common parts and controls, operating safely and responsibly, trail riding, rules and laws, riding skills and protecting the environment.

Youth age 11 to 15 years will need to complete the two-step process to ATV safety certification:

Step 1: Select an ATV online course at one of the following websites:

- www.atvcourse.com [offers family/group rates]
- www.offroad-ed.com

Step 2: Find a location offering the Hands-On ATV class on the DNR website. Click on Education & Safety and then under recreational vehicle safety classes find and click ATV Safety to find the Hands-On ATV class calendar.

ATV Safety Course website	Course Fee	Family/Group rates
www.atvcourse.com	\$29.95	Yes
www.offroad-ed.com	\$29.50	No
*Additional fees may apply attending the Hands-On course. Contact the lead ATV Instructor.		

Online ATV Training requirement for Age 16 and older

Anyone born after July 1, 1987, and who is 16 years or older must successfully complete the online ATV Safety Training before operating an ATV on public lands,

frozen waters, public road rights-of-way, or state or grant-in-aid trails. Not required to attend the ATV Hands-On safety training.

Alternate ATV Safety Training Certification

Proof of completing an ATV safety course that includes a riding component offered by the ATV Safety Institute (ASI) or another state is adequate to meet the ATV safety certification requirements of Minnesota.

For information about safety training classes, call the DNR Information Center at 651-296-6157, toll free 1-888-646-6367; or the DNR Safety Training Program Office at 1-800-366-8917; or go to mndnr.gov/safety/vehicle/atv.

ATV General Operations

A valid driver's license is required to operate an ATV on a road right-of-way, except when on a designated trail that includes a road right-of-way. A person with a valid driver's license may operate an ATV:

- registered for private use and being used for agricultural purposes on a public right-of-way of a trunk, county, state aid, or county highway, if the ATV is on the extreme right side of the road. A left turn may be made if it is safe to do so.
- on the far right-hand side of a township road, unless prohibited by local regulations. If traveling at a slower speed than other traffic on the township road, the ATV should be driven as close as practical to the right-hand edge of the road.
- on a bridge, a roadway shoulder, or the inside bank of a public road right-of-way if necessary to avoid obstructions to travel or environmentally sensitive areas. You must remain in the farthest right-hand lane, enter the roadway within 100 feet of the bridge, obstacle, or area, and make the crossing without delay.

You may operate a Class 2 ATV on private land; frozen lake surfaces; state forest roads; and with a valid driver's license on the shoulder or extreme right side of county roads and on the right side of township roads and city streets—if not prohibited by the road authority or other local laws, on designated Class 2 trails and use areas and in road right-of-way of a trunk, county state-aid, or county highway but only to access businesses or make trail connections. A left turn may be made if it is safe to do so.

Turn your lights on for safety and for the law. If your ATV is equipped with a headlight and taillight, they must be on at all times.

You may NOT

- Cross a bridge that is part of the traveled lanes of an interstate highway.
- Operate an ATV on controlled access/freeway portions of state highways.
- Exceed 10 mph on the frozen surface of public waters within 100 feet of another person who is not on an ATV (including people that are fishing) or within 100 feet of a fish house or other shelter.

You may NOT operate:

- on grant-in-aid snowmobile and non-motorized trails closed to ATVs unless specifically allowed.
- an ATV with a snorkel device that has a raised air intake 6 inches or more above the manufacturer's original air intake. Exception: ATVs with snorkel devices may be operated within the Iron Range OHV State Recreation Area and other designated public OHV recreation areas.
- a Class 1 ATV within the right-of-way, including the ditch, of a state or county road from April 1 to August 1 in the agricultural zone. This does not apply to a Class 1 ATVs registered and used for agricultural purposes. Class 2 ATVs cannot be operated in a ditch.

Husband and wife ATV team honored by DNR

Teamwork is what best describes Tim and Scarlett Feiler of Royalton as the MN Department of Natural Resources 2015 ATV Volunteer Instructors of the Year.

Avid ATVers, they have headed up the ATV safety classes for the Royalton area for 11 years, have hosted 20 safety classes, and recruited a team of five additional safety instructors. “It’s an honor and privilege to be able to bestow this award on the Feilers,” said Bruce Lawrence, DNR Enforcement recreational vehicle coordinator. “They are well-deserving of the award.”

Staff at the DNR’s safety education office immediately recognize their ATV safety classes as the most organized. “Without the work of volunteer instructors, educating some ATV operators would be impossible,” Lawrence said.

Learn how you can become a DNR youth volunteer instructor at:

www.dnr.state.mn.us/safety/instructors/process



Pictured from left to right: CO Joyce Kuske, Scarlett Feiler, and Tim Feiler.

OHM Youth Operators

It is unlawful for anyone in control of an OHM to allow it to be operated contrary to the following requirements.

Operators under 18 are required to wear a helmet when operating on public lands, waters, and road rights-of-way. See page 41 for definition of “Approved Helmet”.

Under 12

Must 1) wear eye protection and an approved helmet and 2) have a valid OHM safety certificate when operating on public lands and frozen waters and may

- NOT make a direct crossing of a public road right-of-way
- NOT operate OHM on a public road or public road right-of-way
- NOT operate OHM on public lands or frozen public waters unless accompanied by a person 18 years of age or older . Exception: an operator participating in a DNR permitted event is not required to be accompanied by an adult.

Under 16

Must wear 1) eye protection and an approved helmet and 2) possess a valid OHM safety certificate when operating on public lands, frozen waters, and public road rights-of-way; and 3) May make a direct crossing of a public road (except an interstate highway) if accompanied by a person 18 years of age or older with a valid driver's license

16 and 17

Must wear 1) eye protection; 2) an approved helmet when operating on public lands, frozen waters, and public road rights-of-way; and 3) must have a driver's license to operate an OHM on a public roadway, and the motorcycle must be licensed for highway use (A driver's license is not required on designated trails when the trail specifically includes the road right-of-way.)

Non-residents less than 16 years of age may operate an OHM on public lands or waters if they have in possession proof of completing an OHM safety course offered by the Motorcycle Safety Foundation (MSF) Dirtbike School, or another state and are accompanied by a person 18 years old or older who has a valid driver's license.

OHM Safety Training Requirement

OHM Operators under 16 years old are required to have an OHM Certificate to operate on public lands, frozen waters, and state or grant-in-aid trails in Minnesota. The MN DNR OHM Safety course includes topics on: Basic operation, common parts and controls, operating safely and responsibly, trail riding, rules and laws, riding skills and protecting the environment.

- Check the MN DNR OHM Safety webpage for complete details and course fees: mndnr.gov/safety/vehicle/ohm

Important!

You must be at least 11 years old to take this course. Students younger than 11 years old who are seeking OHM certification should call the Minnesota Department of Natural Resources at 800-366-8917. Proof of completion of the Motorcycle Safety Foundation (MSF) Dirtbike School is adequate to meet the safety certificate requirements of Minnesota.

For more information, or for a duplicate OHM safety certificate, call the DNR Information Center, Twin Cities 651-296-6157, toll-free 1-888-646-6367, or DNR Safety Training Program Headquarters 1-800-366-8917, or go to mndnr.gov/safety/vehicle/ohm

OHM General Operations

- You may NOT operate an OHM in ditches, unless it is a trail designated for OHM use. OHMs registered for highway use may operate on roadways. See diagram on page 18.
- A valid driver's license with a motorcycle endorsement is required to operate anywhere on road rights-of-way including crossing roads. The only exception would be on portions of a designated trail that specifically include a road right-of-way.
- Your OHM must have a headlight, taillight, and brakes to be operated on a public road. The lights must be on while operating on a trunk, county, state aid, or county highway; or when crossing a public road right-of-way, ½ hour after sunset to ½ hour before sunrise; or in conditions of reduced visibility.
- You must wear eye protection when operating an OHM.
- You may NOT exceed 10 mph on the frozen surface of public waters within 100 feet of a person fishing or a fish house or other shelter.
- Sound levels for OHMs manufactured after 1986 may not exceed 96 decibels when operated on public lands.

ORV Education and Safety Training

An ORV environmental and safety training CD course is available for persons 16 or older. The course covers ORV familiarization, operating procedures, law, towing procedures, ethics, safety hazards, and environmental considerations. It is not required by law to take the course, but it is highly recommended. The cost is \$15.00. For more information, call the DNR Information Center, Twin Cities 651-296-6157, toll-free 1-888-646-6367, or DNR Safety Training Program Headquarters at 1-800-366-8917, or go to mndnr.gov/safety/vehicle/orv

ORV Youth Operators

A person under 16 years of age may not operate an ORV. The owner of an ORV may not allow it to be operated by a person under 16 years if age.

ORV General Operations

- All ORV passengers and operators must wear seat belts.
- A valid driver's license is required to cross roads. The only exception would be for those portions of a designated trail that specifically include a road right-of-way.
- ORVs are required to have lights on while crossing public roads ½ hour after sunset to ½ hour before sunrise, and during periods of reduced visibility.
- You may operate on state forest roads, trails, and lands as described on pages 22-26.
- You may not operate an ORV within the right-of-way of an interstate highway, or within a public road right-of-way, except on a designated trail.

Note: The DNR strongly recommends that passengers and operators wear approved helmets at all times. See page 41 for definition of "Approved Helmet."

ORV Registration Free Day at the Iron Range OHV Recreation Area

On May 20, 2017, the Iron Range Off-Highway Vehicle Recreation Area will not require registration on any ORV riders that visit the site. The ORV registration free day falls on the third Saturday in May each year.



FAQs

Q: I'm a Minnesota resident and my ATV is registered in Wisconsin. Do I need the non-resident trail pass?

A: No, residents do not need this trail pass even if their vehicle is registered in a different state. (Page 9).

Q: Can I drive my ATV on the side of a road?

A: It depends on the type of ATV you are driving, the type of road you are on, and the age of the operator. (Page 35).

Q: Can I operate an OHM in the ditches?

A: No, OHMs cannot be operated in ditches unless on a trail designated for that specific vehicle type. (Page 38).

Q: Can I ride my ATV or OHM on a snowmobile trail?

A: No, most snowmobile trails cross lands because of a special permit that only allows public use during the winter season by snowmobiles. Any other use may be considered trespass. (Pages 35 and 38).

Q: Can I operate my ATV on snowmobile trails in the winter if there's no snow?

A: No, in most cases snowmobile trails cross private lands by permit and are not open to ATVs. Any other use except snowmobile riding would be trespass. Exception: trails and roads on state forest lands remain open to public use until groomed unless signed closed. (Page 22).

Q: Where can I ride my Class 1 ATV?

A: There are several trails that are for Class 1 ATVs only or parts of the trail are restricted to Class 1. For a list of trails for Class 1 ATVs, Class 2 ATVs, OHMs, and ORVs, see the riding opportunities at mndnr.gov/ohv



APPROVED HELMET

An approved helmet worn by an operator or passenger must meet federal law, which requires the helmet to display the symbol DOT. DOT is the manufacturer's certification that the helmet conforms to the applicable federal motor vehicle safety standards. Standard bicycle helmets and hockey helmets are not legal helmets.

SAFE RIDERS WEAR HELMETS

TRAIL AMBASSADORS—MAKE A DIFFERENCE



LEARN HOW YOU CAN BECOME A DNR TRAIL AMBASSADOR AT:
www.dnr.state.mn.us/safety/vehicle/ta



Reservations

[Minnesota State Parks Camping and Lodging](#)

[Minnesota State Parks Cave and Mine Tours](#)

Licenses

[Fishing License and Stamps](#)

[Hunting License and Stamps](#)

[Lifetime Hunting and Fishing Licenses](#)

Permits and Passes

[Burning Permit](#)

[Great Minnesota Ski Pass](#)

[Horse Pass](#)

[Minnesota State Parks Vehicle Permit](#)

[Off-highway Vehicle Registrations](#)

[Snowmobile Registration](#)

[Watercraft Registrations and Titles](#)

Training and Classes

[Becoming an Outdoorswoman \(BOW\)](#)

[Boating Education and Safety](#)

[Hunter Education and Safety](#)

[Minnesota State Parks and Trails "I Can!" Program](#)

[Off-Highway Vehicle Safety](#)

[Snowmobile Education and Safety](#)

Accessible Recreation

[Licenses, Minnesota State Park Vehicle Permits and More](#)

Military Benefits

[Licenses, Minnesota State Parks Vehicle Permits and More](#)

dnr.state.mn.us/shop/index.html

NEW TRAILS NEW MAPS NEW RIDES

Minnesota State Parks and Trails OFF-HIGHWAY VEHICLE TRAIL ATLAS is now available.

To order your copy, contact the Minnesota Department of Natural Resources Information Center.
 DNR Information Center
 500 Lafayette Rd.
 St. Paul, MN 55155
 888-646-6367
 info.dnr@state.mn.us

mndnr.gov/ohv

A M E S S A G E

FROM DNR CONSERVATION

OFFICERS: BEFORE OPERATING ON PUBLIC LANDS, FROZEN WATERS, PUBLIC ROAD RIGHTS-OF-WAY, OR STATE OR GRANT-IN-AID TRAILS...



ATV OPERATORS: State law requires persons 12 through 15 years old and anyone born after July 1, 1987, who is 16 years or older to successfully complete ATV Safety Training (See page 34 for complete details.)

OHM OPERATORS: State law requires persons under the age of 16 to successfully complete OHM Safety Training (See page 38 for complete details)

ATV OPERATORS AND PASSENGERS: As an operator 12 to 17 years of age, you may carry one passenger on a Class 1 ATV only if the passenger is your parent or legal guardian.

As an operator 18 years of age or older, you may carry

- one passenger on a Class 1 ATV.
- a passenger, or up to the number of passengers for which a Class 2 ATV was designed.

As a passenger under the age of 18, you must

- wear an approved helmet when riding on public lands or waters, or a public road right-of-way (see page 41 for definition of "Approved Helmet").
- wear a seat belt if provided by the manufacturer when riding on public lands or waters, or a public road right-of-way.

RIDE SAFE – RIDE SMART, ALWAYS!

For detailed ATV/OHM Safety Training Information go to:
mndnr.gov/safety/vehicle

Find your local conservation officer easier than ever at
mndnr.gov/officerpatrolareas

SCAN QR CODE TO FIND A CONSERVATION OFFICER ▶

SEE INSIDE FOR MORE INFORMATION ON RIDING ALL-TERRAIN VEHICLES (ATVs), OFF-HIGHWAY MOTORCYCLES (OHMs), AND OFF-ROAD VEHICLES (ORVs).

