

Joining a Meeting

Overview

In this article, we will discuss how to join an instant meeting through an email invite, an instant messaging invite, from the browser, from the Zoom desktop and mobile application, from a landline or mobile phone, and with a H.323 or SIP device.

Before joining a Zoom meeting on a computer or mobile device, you can download the Zoom app from [our Download Center](#). Otherwise, you will be prompted to download and install Zoom when you click a join link.

You can also [join a test meeting](#) to familiarize yourself with Zoom.

Prerequisites

- Each meeting has a unique 9, 10, or 11-digit number called a [meeting ID](#) that will be required to join a Zoom meeting
- If you are joining via telephone, you will need the [teleconferencing number](#) provided in the invite.



1. Open the Zoom desktop client.
2. Join a meeting using one of these methods:

- Click **Join a Meeting** if you want to join without signing in.

zoom

Join a Meeting

Sign In

- Sign in to Zoom then click **Join**.



Join

3. Enter the [meeting ID](#) number and your display name.
- If you're signed in, change your name if you don't want your [default name](#) to appear.

- If you're not signed in, enter a display name.

Join a Meeting

Meeting ID or Personal Link Name ▼

Grant MacLaren

Do not connect to audio

Turn off my video

Join **Cancel**

4. Select if you would like to connect audio and/or video and click **Join**.



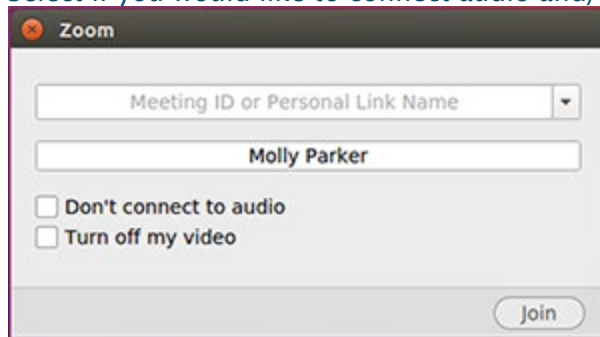
1. Open the Zoom desktop client.
2. Join a meeting using one of these methods:
 - Click **Join a Meeting** if you want to join without signing in.
 - Sign in to Zoom then click **Join**.



Join

3. Enter the [meeting ID](#) number and name.
 - If you're signed in, change your name if you don't want your [default name](#) to appear.
 - If you're not signed in, enter a display name.

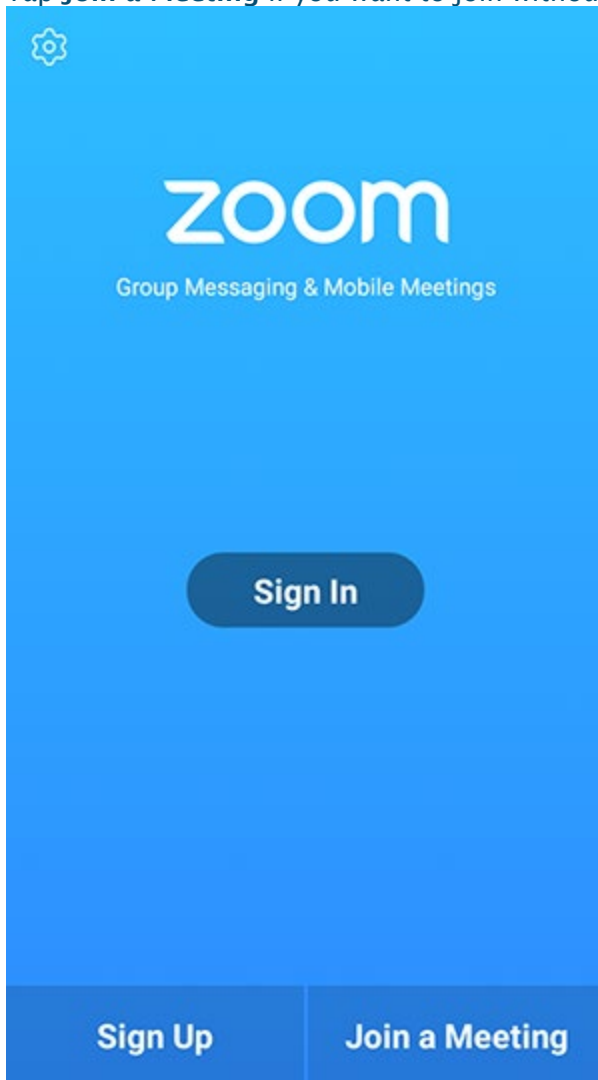
4. Select if you would like to connect audio and/or video and click **Join**.



Android

1. Open the Zoom mobile app. If you have not downloaded the Zoom mobile app yet, you can download it from the Google Play Store.
2. Join a meeting using one of these methods:

- Tap **Join a Meeting** if you want to join without signing in.



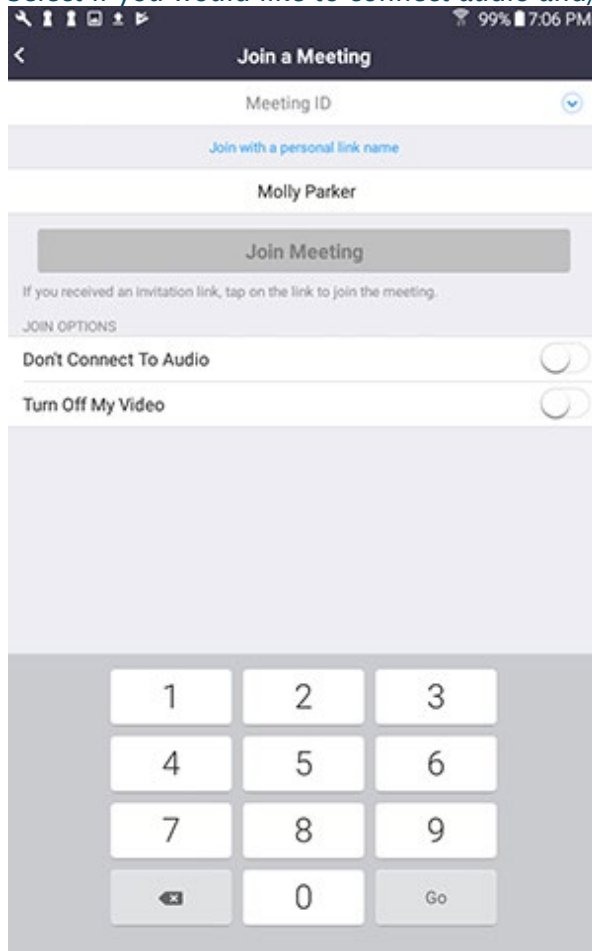
- Sign in to Zoom then tap **Join**.



Join

3. Enter the [meeting ID](#) number and your display name.
 - If you're signed in, change your name if you don't want your [default name](#) to appear.
 - If you're not signed in, enter a display name.

4. Select if you would like to connect audio and/or video and tap **Join Meeting**.



1. Open the Zoom mobile app. If you have not downloaded the Zoom mobile app yet, you can download it from the App Store.
2. Join a meeting using one of these methods:

- Tap **Join a Meeting** if you want to join without signing in.

Sprint 6:47 PM 57%



Start a Meeting

Start or join a video meeting on the go



Join a Meeting

Sign Up

Sign In

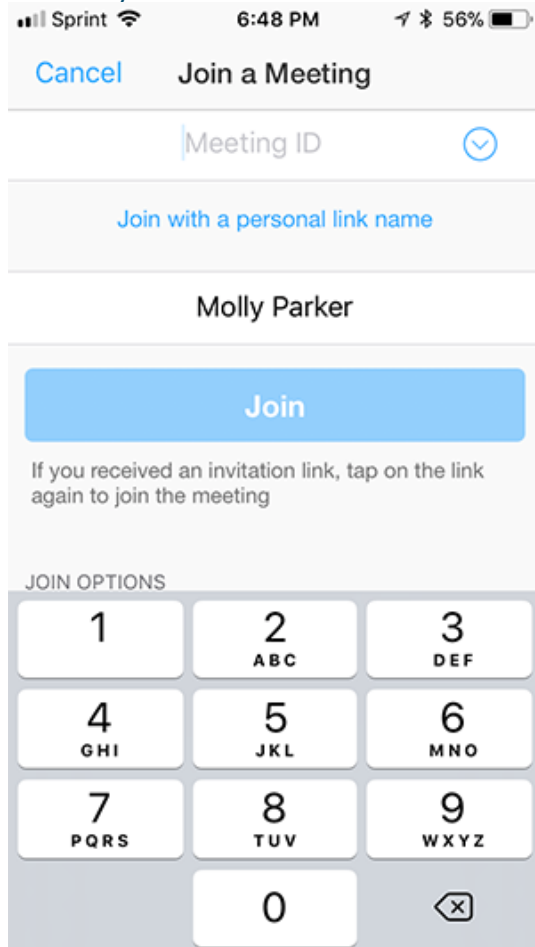
- Sign in to Zoom then tap **Join**.



Join

3. Enter the [meeting ID](#) number and your display name.
 - If you're signed in, change your name if you don't want your [default name](#) to appear.
 - If you're not signed in, enter a display name.

4. Select if you would like to connect audio and/or video and select **Join**.



 Web Browser

Google Chrome

1. Open Chrome.
2. Go to join.zoom.us.

3. Enter your [meeting ID](#) provided by the host/organizer.

Join a Meeting

Meeting ID or Personal Link Name

Your meeting ID is a 9, 10, or 11-digit number

Join

[Join a meeting from an H.323/SIP room system](#)

4. Click **Join**.
 - If this is your first time joining from Google Chrome, you will be asked to open the Zoom client to join the meeting.
 - You can check **Always open these types of links in the associated app** to skip this step in the future.
 - Click **Open Zoom Meetings** (PC) or **Open zoom.us** (Mac).

Open Zoom?

<https://zoom.us> wants to open this application.

Open Zoom

Cancel

Safari

1. Open Safari.
2. Go to join.zoom.us.

3. Enter your [meeting ID](#) provided by the host/organizer.

Join a Meeting

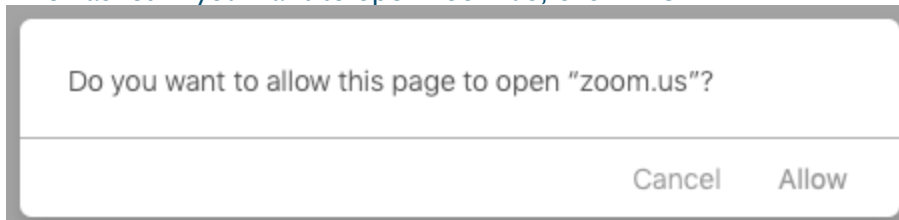
Meeting ID or Personal Link Name

Your meeting ID is a 9, 10, or 11-digit number

Join

[Join a meeting from an H.323/SIP room system](#)

4. Click **Join**.
5. When asked if you want to open [zoom.us](#), click **Allow**.



Microsoft Edge or Internet Explorer

1. Open Edge or Internet Explorer.
2. Go to [join.zoom.us](#).

3. Enter your [meeting ID](#) provided by the host/organizer.

Join a Meeting

Meeting ID or Personal Link Name

Your meeting ID is a 9, 10, or 11-digit number

Join

[Join a meeting from an H.323/SIP room system](#)

4. Click **Join**.

Mozilla Firefox

1. Open Firefox.
2. Go to join.zoom.us.

3. Enter your [meeting ID](#) provided by the host/organizer.

Join a Meeting

Meeting ID or Personal Link Name

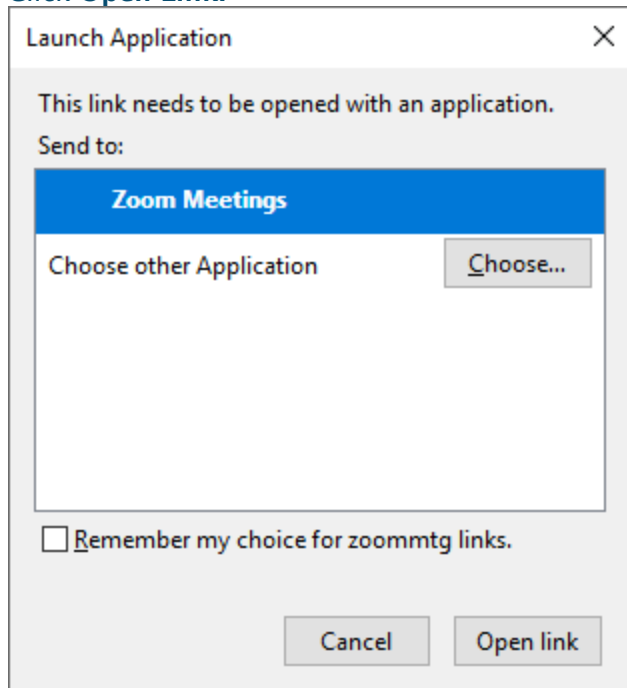
Your meeting ID is a 9, 10, or 11-digit number

Join

[Join a meeting from an H.323/SIP room system](#)

4. Click **Join**.
 - If this is your first time joining from Firefox, you may be asked to open Zoom or the Zoom installer package.
 - To skip this step in the future, check **Remember my choose for zoommtg links**.

- Click **Open Link**.



Email

Click the join link in your email or calendar invitation.

Hi there,

is inviting you to a scheduled Zoom meeting.

Join from PC, Mac, Linux, iOS or Android <https://.zoom.us/j/>

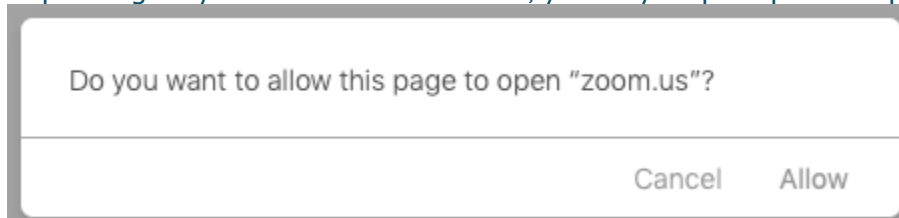
Or iPhone one-tap :

US: [+16468769923](tel:+16468769923), or [+16699006833](tel:+16699006833).

Or Telephone:

Dial(for higher quality, dial a number based on your current location):

Depending on your default web browser, you may be prompted to open Zoom.



Messaging

If you are online, with the Zoom desktop client or mobile app, others will have the ability to send you a meeting request via instant message. You will receive an incoming message notification displaying who is calling along with a ringtone. Select **Accept** to join the meeting with the person who is calling you.



Telephone

1. On your phone, dial the [teleconferencing](#) number provided in your invite.
2. Enter the meeting ID number when prompted using your dialpad.

Note: If you have already joined the meeting via computer, you will have the option to enter your 2-digit participant ID to be associated with your computer. If you have not joined on your computer, simply press # again when prompted to enter in your participant ID.



