



2021 Hales Corners Community Health Assessment



Public Health
Prevent. Promote. Protect.

Table of Contents

Introduction /Acknowledgements.....	3
Methods.....	4
Demographics.....	5-6
Social Factors.....	7-14
Household Makeup.....	7
Education.....	8
Income.....	9
Poverty.....	9-10
Employment.....	11
Housing.....	12
Environment.....	13-14
Healthspan.....	15-16
Birth.....	15
Death.....	16
Communicable Disease.....	17-19
Chronic Disease.....	20-21
Health Behavior.....	21-23
Public Safety and Unintentional injury	24
Health Access and Quality.....	25
Major Needs.....	26
Hales Corners Community Health Assessment Survey Analysis.....	27-34
Next Steps.....	35
References.....	36-37

Introduction and Acknowledgments

In 2020, the Hales Corners Health Department began the process of creating a Community Health Assessment with a goal to gather information on the current health needs in the community we serve. The Hales Corners Health Department's mission is to protect and promote the health of all people in Hales Corners. The Health Department envisions all individuals achieving their highest potential for wellness as they live, work, play and learn in our community.

We wanted to present a comprehensive picture of what is impacting the health outcomes and quality of life of people in Hales Corners. The first task was to collect as much public health data as we could within existing data systems. The second component of our approach was to hear directly from residents about their health and top community health concerns through a set of survey questions. The information provided in this report will present information from both components. That information will help us determine the focus areas for the next five years and lead into the Community Health Improvement Plan (CHIP).

The Hales Corners Health Department and Board of Health believe a healthy community is a shared responsibility. Achieving health and wellness depends on valued partnerships within our community. We invite input from Hales Corners residents as we lead into the Community Health Improvement Plan.

The Community Health Assessment is the result of valuable contributions by many community members. We wish to thank those who have given their time and contributed knowledge and expertise of the community to develop this health assessment. These include health systems, assisted living facilities, schools, fire and police departments, volunteers, local health departments, board of health members and the staff at the Hales Corners Health Department who helped put this report together.

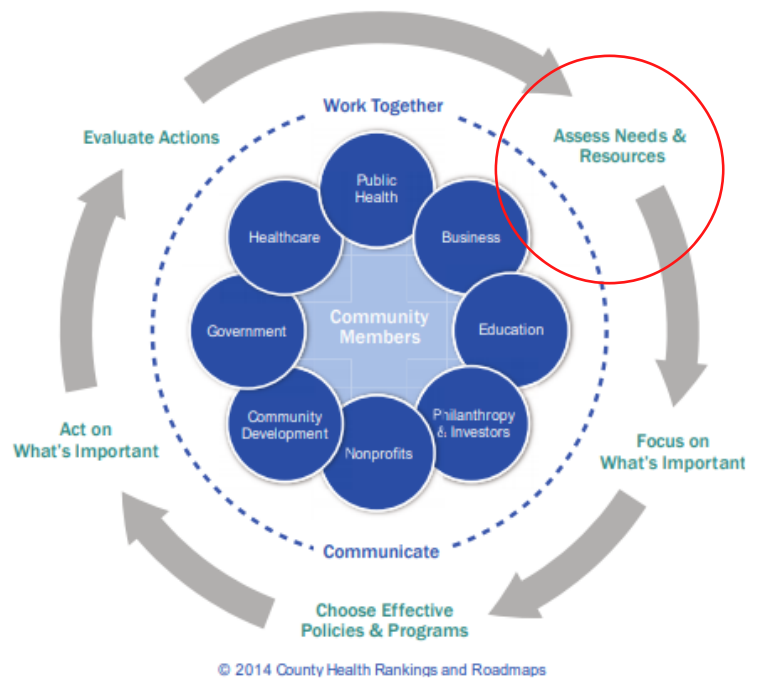
Sincerely,
Hales Corners Health Department

Methods

Data collection for the topics included were obtained through the following sources; Department of Health Services, participation rates from West Allis Special Supplemental Nutrition Program for Women, Infants and Children (WIC), disease occurrences from the Wisconsin Electronic Disease Surveillance System and the Wisconsin Immunization Registry, the US Census and American Community Survey, Health Compass Milwaukee, Centers for Disease Control and Prevention, JKV Research, Impact 211, and Hales Corners Police and Fire . The full list of references can be found at the end of this document. The template for the this report is from mySidewalk and was created using Canva.


All Wisconsin local public health departments are required to conduct Community Health Assessments (CHA) and Community Health Improvement Plans (CHIP) every five years (WI Administrative Code, DHS Chapter 140). The purpose is to gain a comprehensive picture of the health of the community over the past five years and inform a community health improvement plan.

The CHA process began in 2020. The Wisconsin Way is the framework Hales Corners used for completing the CHA. The Wisconsin Way Framework was developed by the Wisconsin Association of Local Health Departments and Boards (WALHDAB). The figure shows the Community Health Improvement Process model. Phase 1 "Assess Needs and Resources" is addressed in this report. The model also reflects the importance during the CHA process to engage with partnering organizations and members of the community as well as to communicate efforts and findings throughout the phases represented in the model.



Demographics

Population

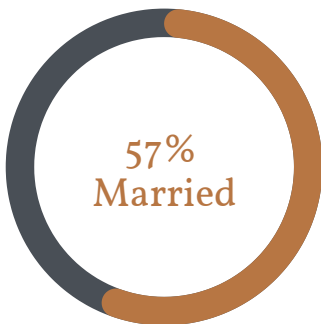
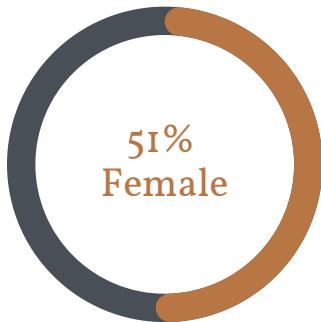


7,646

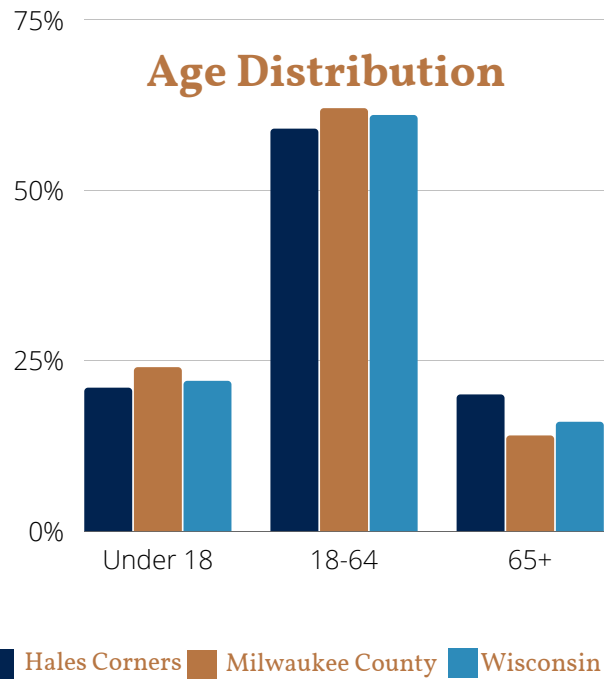
Median Age



44



20% of Hales Corners residents are 65+ which is higher than the county and state

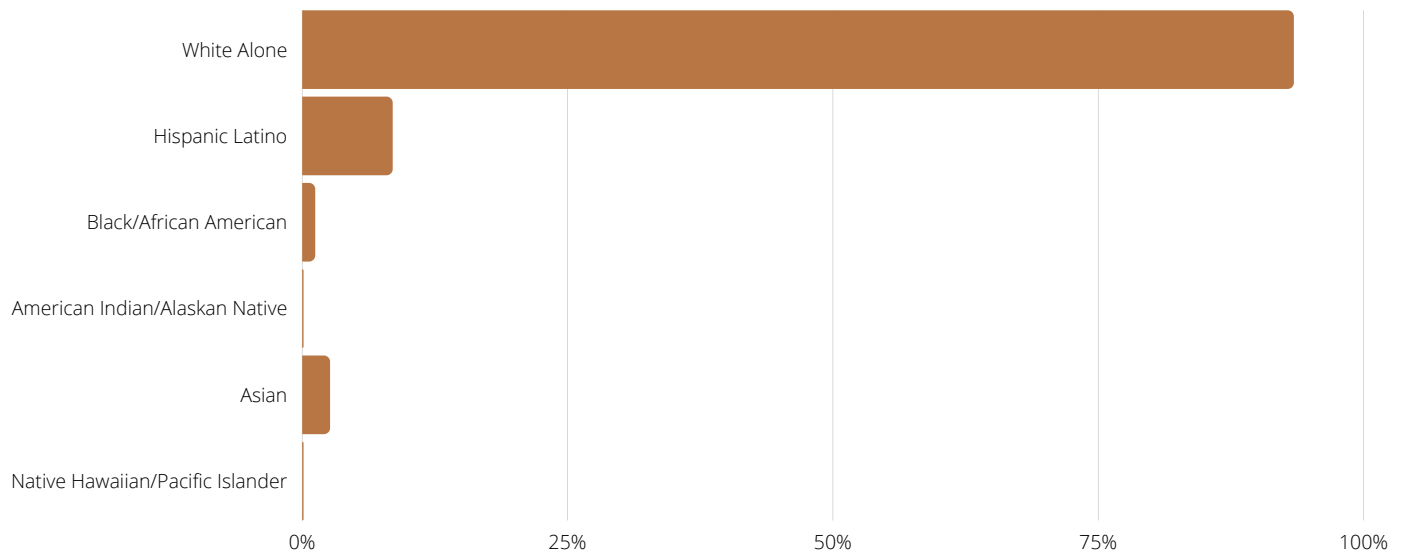


Veterans

10.4% of Hales Corners residents are veteran's compared to 5.1% in Milwaukee County and 6.9% for Wisconsin
85.7% of veterans are male in Hales Corners

Source: US Census, 2019

Race/Ethnicity



Source: US Census, 2019

For race, the census sorts respondents as White; Black or African American; Asian; American Indian and Alaska Native; Native Hawaiian and Other Pacific Islander; or some other race. For ethnicity, the Census Bureau sorts people as Hispanic or Latino and Not Hispanic or Latino. People of Hispanic or Latino ethnicity can be any race. In the following tables, Hispanic or Latino refers to any race that is Hispanic or Latino, and the race categories such as ‘Asian’ ‘Black or African American’ and ‘White alone’ are Not Hispanic or Latino.

Language

Foreign Born	Hales Corners	Milwaukee County	Wisconsin
	5.5%	9.3%	5%
Proportion of population 5 years and older who speak a non-english language at home	Hales Corners	Milwaukee County	Wisconsin
	8.2%	18.2%	8.7%
	↑ 3.1% in 2014	↓ 16.1% in 2014	= 8.6% in 2014

Proportion of population 5 years and older who speak a non-English language at home has increased in Hales Corners from 3.1% in 2014 to 8.2% in 2019, with Spanish being the most spoken language.

Source: US Census, 2014-2019

Social Factors

Household Makeup

	Hales Corners	Milwaukee County	Wisconsin
Families	66.1%	55.8%	62.8%
Non-Families	33.9%	44.1%	37.1%
One or more persons 18 and under	23.6%	29.3%	28.4%
One or more persons 60+	40.7%	33.7%	38.7%
65+ living alone	12.4%	11.4%	11.6%

Source: US Census, 2019

Family is defined as a group of two or more people related by birth, marriage or adoption and residing together

A non-family household includes anyone living alone or residing with unrelated people (US Census, 2019)

Proportion of people 60 and above living in Hales Corners is significantly higher than the County and slightly higher than the state.





Education

	Hales Corners	Milwaukee County	Wisconsin
High School Graduate	94.8%	88.3%	92.2%
Bachelors +	37.6%	31%	30.1%

Source: US Census, 2019

** The data above reflects the 25 and above population

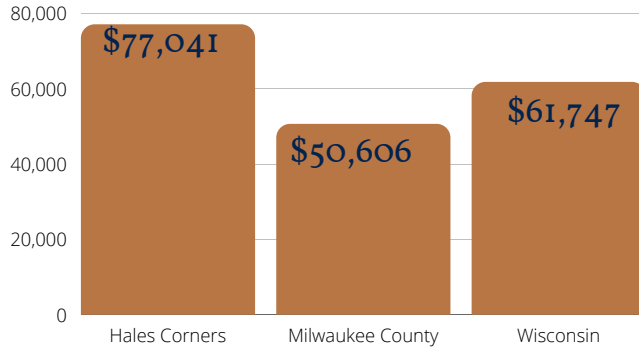
- Slight decrease in High School Diploma and Bachelor's degrees in Hales Corners Since 2016. (US Census, 2016)

* Margin of error is very high (over 20%). Data from the US Census's American Community Survey is drawn from a sample or portion of the population. When there is a small population of a certain group, and then an even smaller portion of that group is counted in the survey, it decreases the accuracy of the measure. Since Hales Corners has small populations of nonwhite groups, the margins of error can be large. This means that because of the small sample, the number reported for that group could actually be between 20% below the reported number or 20% above it.

Race/Ethnicity	Area	High School Graduate	Bachelors +
White Alone/Non-Hispanic	Hales Corners	94.4%	38.2%
	Milwaukee County	94.8%	40.6%
	Wisconsin	94.3%	31.6%
Black Alone	Hales Corners	82.5%*	0%*
	Milwaukee County	83.7%	13.7%
	Wisconsin	83.5%	14.6%
American Indian Native	Hales Corners	No data	No data
	Milwaukee County	85.5%	16.9%
	Wisconsin	87.6%	15.6%
Asian Alone	Hales Corners	100%*	54%*
	Milwaukee County	78.2%	41.1%
	Wisconsin	84.9%	48.1%
Hispanic Alone	Hales Corners	100%*	27.9%*
	Milwaukee County	66.9%	12.1%
	Wisconsin	68.8%	14.5%

Income

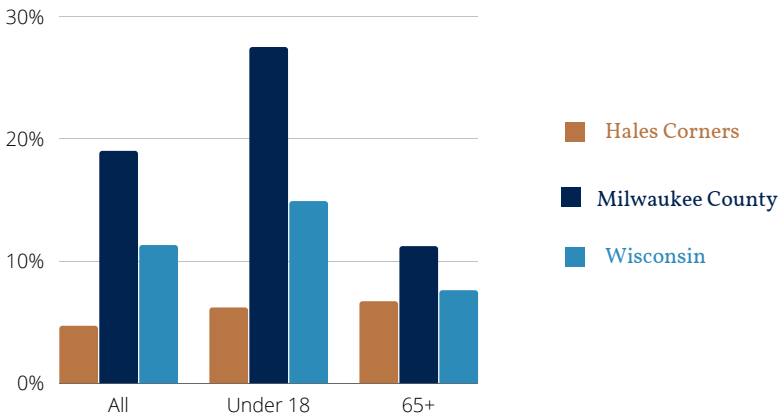
Median Income has increased across all three areas since 2015



Source: US Census 2019

Poverty

Poverty By Age

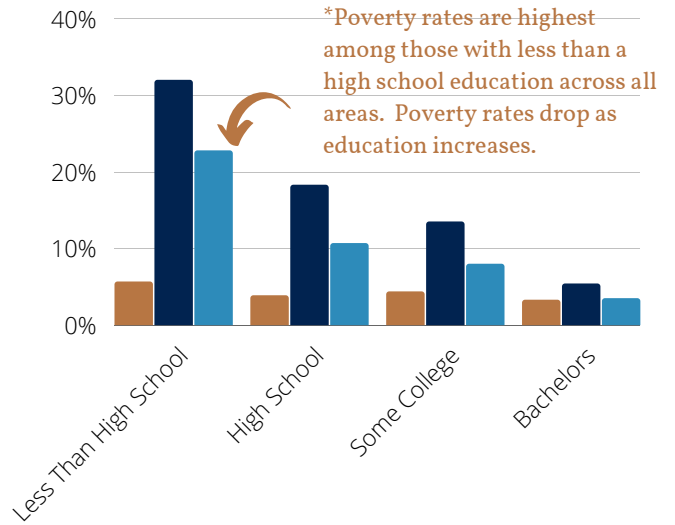


*Poverty rates are highest among those who are 65+ in Hales Corners. Hales Corners has a higher population of individuals who are 65+ in general.

Source: US Census, 2019

Poverty rate for all ages in 2015 5.9%
 Poverty rate for all ages in 2019 4.7%

Poverty By Education



14.5%

Free/Reduced Lunch

Low-income children are eligible to receive reduced-price or free meals at school. Children in households with incomes below 130 percent of the poverty level or those receiving benefits from the Supplemental Nutrition Assistance Program (SNAP) or Temporary Assistance for Needy Families (TANF) qualify for free meals. Those with family incomes between 130 and 185 percent of the poverty line qualify for reduced-price meals. (National School Lunch Program)

In the 2020-2021 school year, annual household income guidelines would be as follows for a family of 4:

At the poverty line	→	\$26,200
At 130% of the poverty line	→	\$34,060
At 185% of the poverty line	→	\$48,470

Source: USDA, 2020



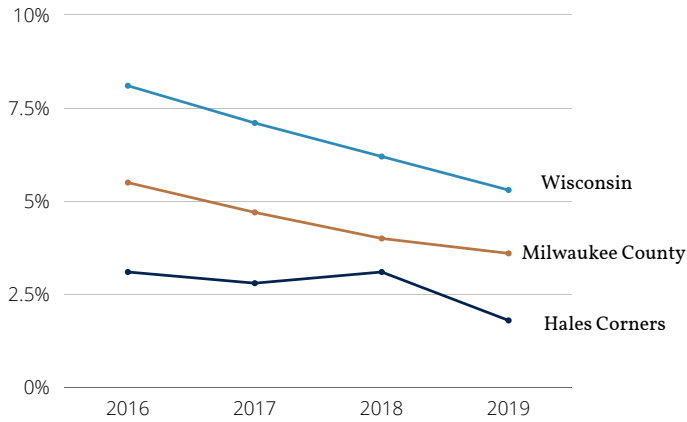
***Qualified for free and reduced lunch in the 2020-21 school year.**



Source: Whitnall School District, 2021

*There are 937 Hales Corners residents in the Whitnall School District. 294 of those students qualified for free and reduced lunch.

Employment



The unemployment rate in Hales Corners is lower than the county and the state. Unemployment rates have decreased since 2016 across all areas.

Source: US Census 2015-2019

Employment Industry

Education, Health care, and Social Assistance

24.9% Hales Corners Workforce
26.3% Milwaukee County
23.4% Wisconsin

Manufacturing

16.5% Hales Corners Workforce
14.9% Milwaukee County
18.2% Wisconsin

Retail Trade

12.4% Hales Corners Workforce
10.3% Milwaukee County
11% Wisconsin

Source: US Census 2019

Transportation

Percent Hales Corners workers that get to work by driving alone: 89.4%

- Higher than the county at 77.2% and the state 81.1%

Average travel time to work (one-way): 22 minutes

Source: Health Compass Milwaukee 2015-2019



Housing

Social determinants of health (SDOH) have a major impact on people's health, well-being, and quality of life. One example of SDOH is housing. The neighborhoods that people live in have a major impact on their health and well-being. (CDC, 2018)

Where people live and how people live directly affect their well-being. Research shows that individuals experiencing housing instability have limited access to preventive care and are more likely to have infectious diseases and chronic health conditions like diabetes, cardiovascular disease and chronic obstructive pulmonary disease. (*Health Research & Educational Trust, 2017*)

Home ownership



Mortgage owners median house hold costs : **\$1,708**

- Milwaukee County: **\$1,450**
- Wisconsin: **\$1,430**

31.3% of Hales Corners renters spend more than 30% of household income on rent.

- Milwaukee County: **49.9%**
- Wisconsin: **44.0%**

Source: *Health Compass Milwaukee 2015-2019*

Environment

Lead

Lead damages the brain and other body systems. Lead can hurt anyone, but kids under 6 years old are most vulnerable, and the damage can last a lifetime. It's usually caused by swallowing or breathing in dust from lead-based paint in older homes. We can protect kids by making sure the homes they live and play in are free from lead dust. (*Wisconsin Department of Health Services, 2021*)

2018: 108 tests were reported, 0 were elevated

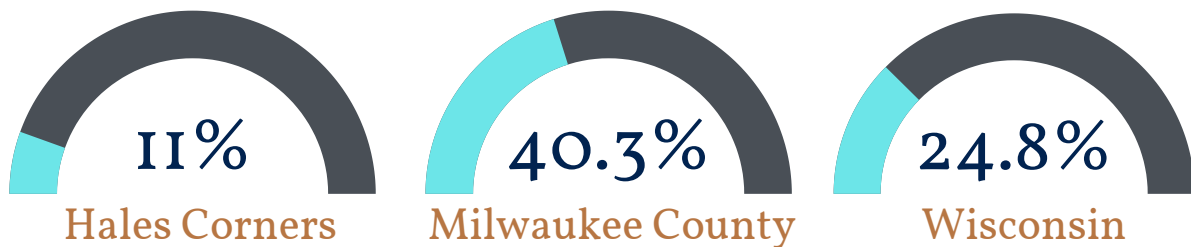
2019: 118 tests were reported, 1 was elevated

2020: 117 reported, 1 was elevated

Hales Corners Health Department, 2020

Homes built before 1950

The primary source of lead exposure in Wisconsin is lead in paint or varnish in household dust. This is typically more common in homes built prior to 1950 when lead paint was used.

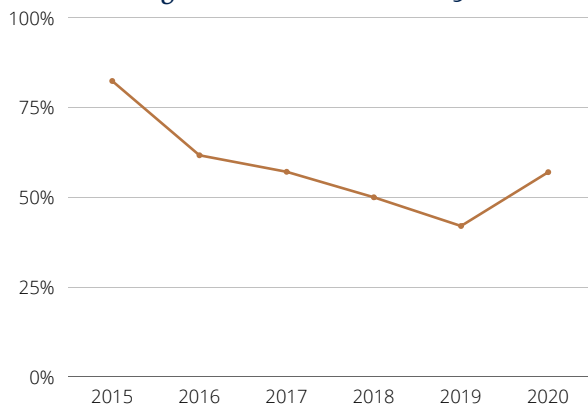


Source: Health Compass Milwaukee, 2015-2019

Radon

Radon is an invisible, tasteless, odorless gas that occurs naturally when elements break down in rocks, water and soil. People can breathe in radon through cracks in their homes and experience negative health effects. The most notable health effect of radon exposure is lung cancer, as radon is the second leading cause following smoking (CDC, 2020). The only way to find out if you are exposed to radon is through testing your home.

Percent of Tested Hales Corners Homes That Had High Levels of Radon 2015-2020



Source: Southeastern Wisconsin Radon Information Center 2015-2020

Radon data is based on kits purchased at the Hales Corners Health Department and the sample size is small. On average, about half of the homes tested for radon every year in Hales Corners test high. Any level 4 pCi/l or higher is considered elevated.

Air Quality

5.3 unhealthy air quality days per year
Median US neighborhood is **5.7**

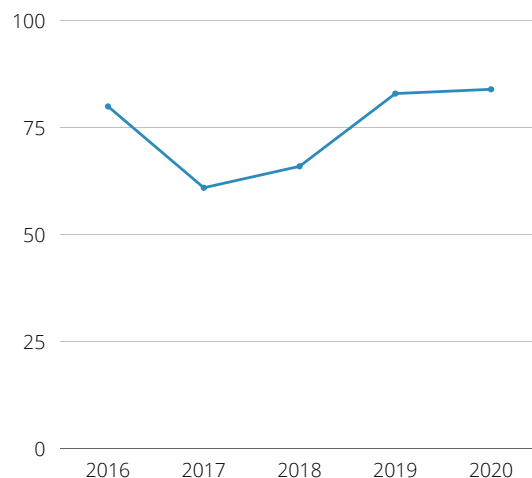
Number of days per year when regional air quality is unhealthy for sensitive populations: measured at the county scale, lower values are better.

Poor air quality not only makes day-to-day life less enjoyable, but also poses long-term health threats, especially for young people, older adults, and people who are at risk of developing asthma and other respiratory diseases. The Air Quality Index (AQI) measures the level of several different air pollutants on a scale of 0 to 500. An AQI of 101 or higher is considered unhealthy for sensitive populations. The Index measures the number of days per year when a county's AQI score is 101 or higher, using 3 years of data and controlling for year-to-year changes in the weather. For areas that don't report air quality data, we assume the national average. (AARP, 2018)

Healthspan (Health across the life span)

Birth

Number of Births in Hales Corners 2016-2020

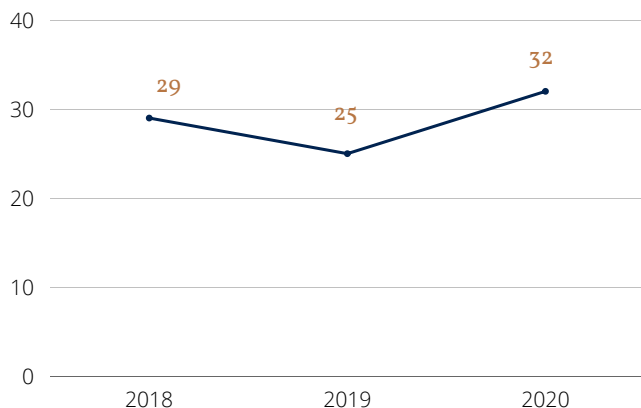


Source: Vital Records, 2021

Characteristics of women who gave birth in the year 2016-2020	2016	2020	
Smokers	3.8%	8.3%	↑
Married	85%	76.2%	↓
Teenagers	2.5%	1.2%	↓
Over 35	16%	25%	↑
High School Diploma	11.3%	8.3%	↓
College Graduate (Bachelors Degree)	31.3%	34.5%	↑
Received prenatal care in the first trimester	78.8%	76.2%	↓

- Number of births decreased between 2017 and 2018 but increased in 2019 and 2020.
- Rates of mothers who smoked increased from 2016 to 2020.
- Rates of college graduates increased from 2016 to 2020.

Hales Corners Residents who participated in WIC 2018-2020



Source: West Allis WIC, 2021

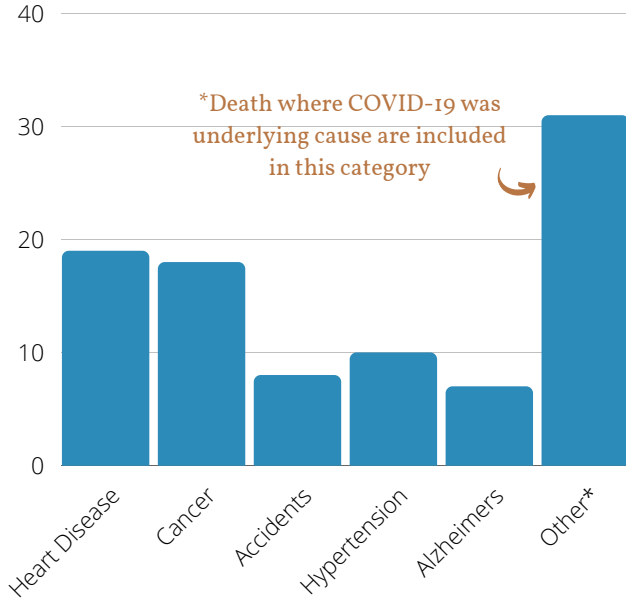
The Special Supplemental Nutrition Program for Women, Infants, and Children

- better known as the WIC Program - serves to safeguard the health of low-income pregnant, postpartum, and breastfeeding women, infants, and children up to age 5 who are at nutritional risk. WIC provides nutritious foods to supplement diets, information on healthy eating (including breastfeeding promotion and support) and referrals to health care. The West Allis Health Department serves the Hales Corners area.

Source: Food and Nutrition Service U.S. Department of Agriculture, 2013

Death

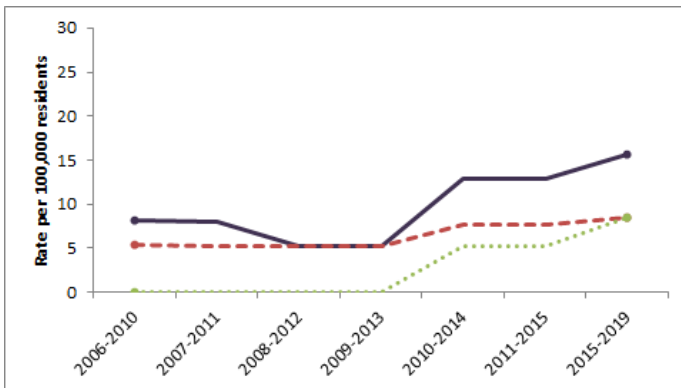
Leading Causes of Death in 2020 for Hales Corners



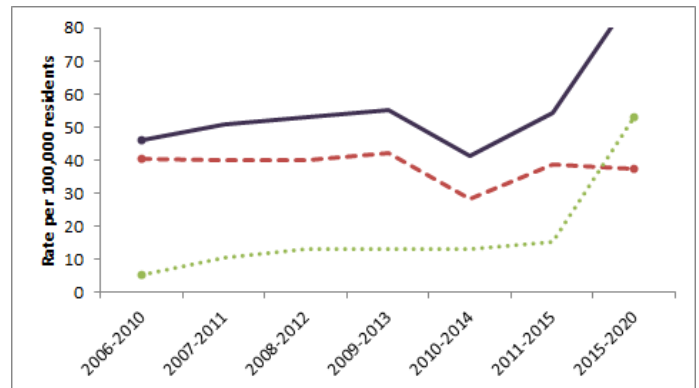
- Deaths related to Hypertension and Alzheimer's have increased since 2015
- Heart Disease deaths have decreased since 2015
- Aside from deaths where COVID-19 was the underlying cause, heart disease is the leading cause of death in 2020 (2019 and 2018 as well) followed by cancer and hypertension
- Leading causes of death in 2018 were heart disease, cancer and accidents
- Case counts under 5 are not included in calculations to protect identity

Source: Wisconsin Department of Health Services, 2021

Opioid Related Deaths in Hales Corners (5-year rolling average)



Opioid Related Hospitalizations in Hales Corners (5-year rolling average)



All opioid-related

Prescription opioid-related

Heroin-related

Source: Wisconsin Department of Health Services, 2021

2015-2019- there were 11 opioid related deaths

From 2015 to 2020-there were 41 hospital related encounters

Opioid-related deaths and hospitalizations have been trending upwards

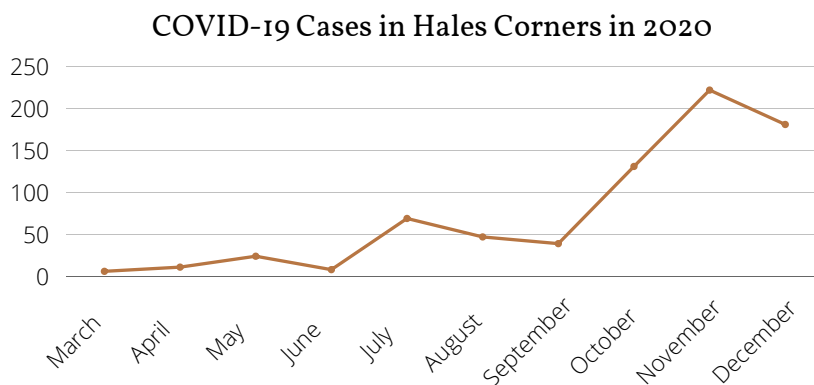
Communicable Disease

This Community Health Assessment was paused in 2020 due to the Coronavirus (COVID-19) Pandemic. The focus of public health was on preventing the spread of COVID-19 and keeping our community safe.

In 2020 alone, The Village of Hales Corners had 707 confirmed cases and 50 probable cases of COVID-19. The Health Department, following guidance from Wisconsin Department of Health Services (DHS) and the CDC, conducted case investigation and contact tracing making recommendations for isolation and quarantine of cases and contacts. 702 contact investigations were completed. Guidance, recommendations, and prevention were provided by nurses and contact tracers.

The health department received CARES Act and Public Health Emergency Preparedness COVID-19 grant funding. These funds allowed for the hiring of 2 part time contact tracers and 4 part time registered nurses to assist in case investigation and contact tracing. Grant funds were also used to support COVID-19 testing.

The Health Department provided support, leadership, and guidance to Hales Corners Board of Trustees, local schools, churches, child care centers, businesses, and long-term care facilities to help control the spread of COVID-19. The Health Department worked closely with all Village Departments to disseminate COVID-19 information and safety protocols. Health Department staff collaborated with other local health departments and Milwaukee County Office of Emergency Management throughout the pandemic to; plan strategies to limit the spread of the virus, contribute to the planning of COVID-19 testing sites, and provide safe reopening plans for the community.



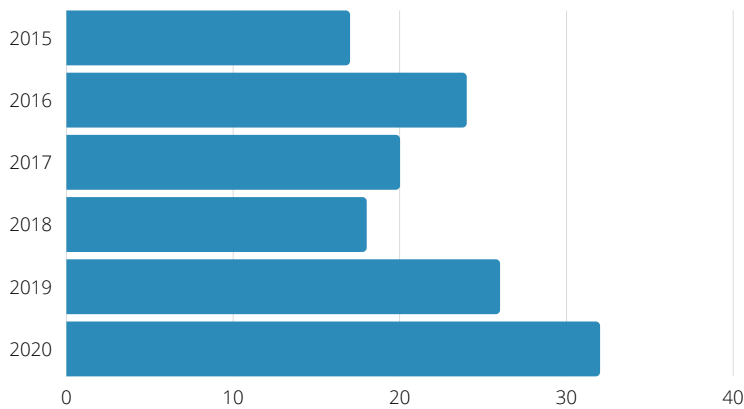
As shown in the chart, the largest spike in cases started in September and peaked in November. The COVID-19 vaccine was in development at this time and the Hales Corners Health Department started to distribute vaccines in January of 2021.

Source: Wisconsin Electronic Disease Surveillance System, 2020

Sexually Transmitted Infections (STIs)

Reported STIs in the U.S. reach all-time high for 6th consecutive year. More than 2.5 million cases of chlamydia, gonorrhea, and syphilis were reported in 2019. Nationwide, Chlamydia is up by 19% since 2015 and Gonorrhea is up by 56%. (CDC, 2019)

STIs in Hales Corners 2015-2020



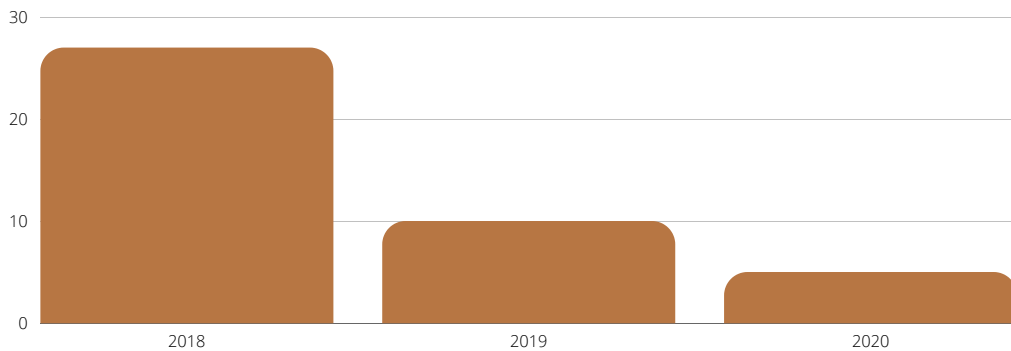
Source: Wisconsin Electronic Disease Surveillance System, 2020

STIs are increasing in Hales Corners and Milwaukee County. Common STI's include Chlamydia and Gonorrhea. Chlamydia is the most common reportable disease in Hales Corners.

Animal Bites

Animal bites are a health hazard because diseases such as rabies can be transmitted via dogs, cats or bats to other animals or humans.

Animal Bite reports in Hales Corners 2018-2020



Hales Corners Health Department 2018-2020

Immunizations



Hales Corners has a highly-immunized population. The majority of 24-month-old children in Hales Corners have received the recommended vaccinations for this age, with all benchmark percentages exceeding or meeting the State’s levels. In addition, Hales Corners shares a school district with Greenfield. Whitnall school district was 98.67% compliant in 2019-20 school year which is comparable to previous years.

The chart below shows percentages of children who met the immunization benchmark at 24 months old 2019.

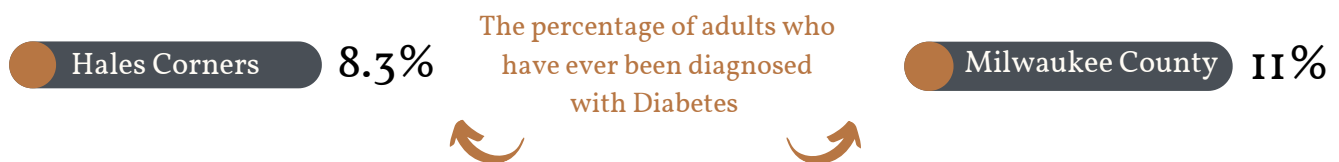
Childhood Immunization Rates, Hales Corners 2019	Hales Corners	Wisconsin
DTaP (Diphtheria, Tetanus, Pertussis)	79%	76%
Hepatitis B	86%	86%
Hib (Haemophilus influenzae type b)	88%	85%
MMR (Measles, Mumps, Rubella)	85%	85%
Pneumo/PCV13 (Pneumococcal Conjugate Vaccine)	84%	83%
Polio	88%	86%
Varicella (Chicken Pox)	85%	82%

Source: Wisconsin Immunization Registry, 2021

Chronic Disease

Chronic diseases such as cancer, diabetes, cardiovascular disease, and respiratory conditions are significant contributors to premature mortality. Additionally, when not well-managed, chronic diseases can cause pain, disability, financial hardship, and overall lower quality of life.

Diabetes



Health Compass Milwaukee, 2018

*10% of people had diabetes in past 3 years

Source: JKV Research, 2018

*The Community survey by JKV Research that has been used in previous years for data was modified from local to regional in the most recent 2018 survey. This data is not at the local level, and is taken from the survey that included Franklin, Greendale, Greenfield, and Hales Corners residents.

Heart Health

33.3% of adults in **Hales Corners** have high cholesterol
31.4% of adults in **Milwaukee County** have high cholesterol

28.7% of adults in **Hales Corners** have high blood pressure
32.1% of adults in **Milwaukee County** have high blood pressure

Source: Health Compass Milwaukee, 2017

6.1% of adults experience coronary heart disease in **Hales Corners**
6.1% of adults experience coronary heart disease in **Milwaukee**

Source: Health Compass Milwaukee, 2018

29% of adults had high blood pressure
9% of adults had heart disease/condition

Source: JKV Research, 2018

513 people are estimated to have hypertension in Hales Corners.

- Of those, **81%** had their blood pressure under control as of December, 2018.

Source: University of Wisconsin ICTR Neighborhood Health Partnerships Program and Wisconsin Collaborative for Healthcare Quality (NHPP), 2021

Health Behavior

Health is largely influenced by choices made. Personal behaviors that can affect chronic disease and injuries include lack of physical activity, poor nutrition, tobacco use, excessive alcohol consumption, and drug use.

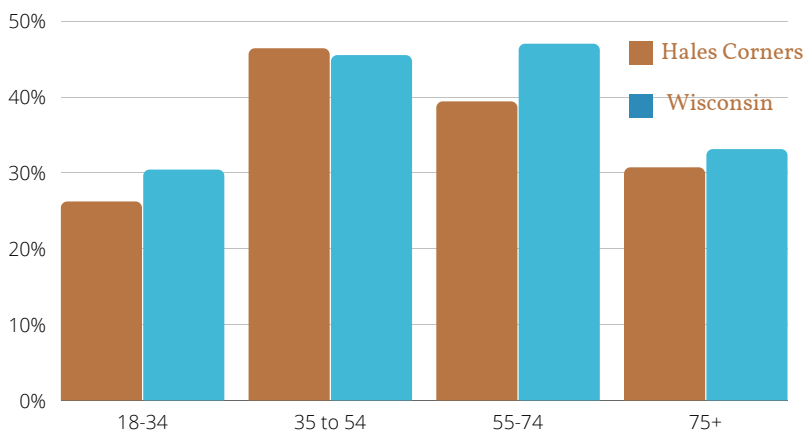
Obesity

Overweight and obesity are defined as abnormal or excessive fat accumulation that presents a risk to health. A body mass index (BMI) over 25 is considered overweight, and over 30 is obese. The issue has grown to epidemic proportions, with over 4 million people dying each year as a result of being overweight or obese in 2017 according to the global burden of disease.

Rates of overweight and obesity continue to grow in adults and children. From 1975 to 2016, the prevalence of overweight or obese children and adolescents aged 5–19 years increased more than four-fold from 4% to 18% globally.

Source: World Health Organizations, 2021

Percent of Hales Corners and Wisconsin Residents with Obesity by Age Group, 2015-16



Obesity prevalence among all adults in Hales Corners is **37.1%** compared to **41.2%** statewide.

Data unavailable for 5 to 17 age group in Hales Corners

Source: Wisconsin Health Atlas, 2018

Nutrition and Physical Activity

Good nutrition and exercise correlates with good health and is especially important for growth and development. A healthy diet and weight also helps individuals reduce their risk for many chronic diseases.

- **41%** of survey respondents ate at least 5 servings of fruit/vegetables per day in 2018 which increased from **36%** in 2015. (JKV Research, 2018)
- Adults who are sedentary
 - Hales Corners-**19.4%**
 - Milwaukee County-**25.5%**

Source: Health Compass Milwaukee, 2018

- **50%** of survey respondents got the recommended amount of physical activity (180 minutes of moderate or 60 minutes of vigorous activity per week)
 - Slight increase from **48%** in 2015

Source: JKV Research, 2018

- Hales Corners has a neighborhood score of 59 out of 100, which includes access to parks, markets, and libraries

Source: AARP, 2018

Tobacco/Alcohol

Cigarette smoking harms nearly every organ of the body and is the leading cause of preventable illness and death in the United States. It is the cause of many different types of cancers, chronic lung diseases such as emphysema and bronchitis, heart disease, pregnancy-related problems, and many other serious health problems.

Excessive alcohol use, including underage drinking and binge drinking can lead to increased risk of health problems such as injuries, violence, liver diseases, and cancer.

Adults who smoke

- Hales Corners-**15.1%**
- Milwaukee County -**19.9%** Health Compass Milwaukee, 2018
 - Cigarette smoking decreased from **13%** in 2015 to **9%** in 2018

JKV Research, 2018

Adults who binge drink

- Hales Corners-**25.4%**
- Milwaukee County **23.3%**

(Health Compass Milwaukee, 2018)

- Survey respondents who engaged in binge drinking within a month from taking the survey increased from **30%** in 2015 to **37%** in 2018
 - Higher than the state rate of **25%** and national rate of **17%**

(JKV Research, 2018)

*Binge drinking is classified as men consuming 5 or more drinks and women consuming 4 or more drinks in about 2 hours (CDC, 2019)

Mental Health

Mental health includes our emotional, psychological, and social well-being. It affects how we think, feel and act. It also helps determine how we handle stress, relate to others and make choices. Mental health is important at every stage of life, from childhood and adolescence through adulthood. (MentalHealth.gov, 2020)

- **8%** Reported always or nearly always feeling sad, blue or depressed in 2018:
 - Rose from 6% in 2015

Source: JKV Research, 2018

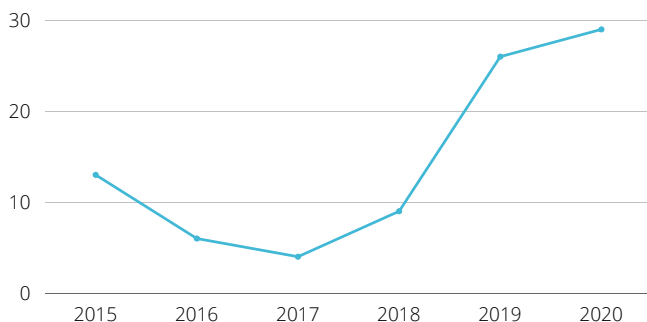
- **11.3%** of adults said mental health was not good for 14 or more days in past month
 - Milwaukee County-**14%**

Source: Health Compass Milwaukee, 2018

- Out of 1,167 Hales Corners Residents, **66%** had a depression screening.

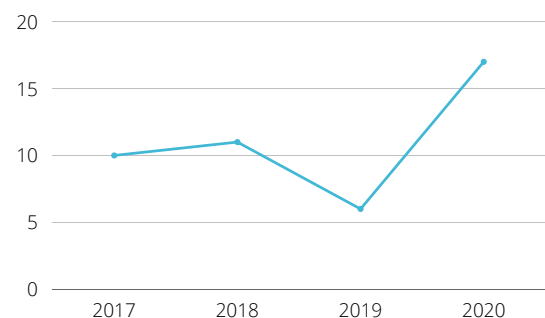
Source: NHPP, 2021

Number of Calls Made to Impact 211, Category: Mental Health 2015-2020



Source: Impact 211, 2021

Number of Calls Made to Hales Corners Fire Department, Category: Psychiatric Problem/Suicide Attempt 2017-2020



Source: Hales Corners Fire Department, 2021

*Due to data collection limitations, data collected from 2017 is partial data and may be higher than reported.

Public Safety/Unintentional Injury

2019-2020

Increases

- Larceny Theft up by **37%**

Source: Wisconsin Department of Justice, 2021

Decreases

- Burglary down by **55%**
- Car Theft down by **50%**
- Aggravated assault down by **25%**
- Simple assault down by **17%**

- Between 2015 to 2020 there were 1,034 motor vehicle crashes in Hales Corners
 - Of those, 333 resulted in injuries and 3 resulted in fatalities
 - Of those, 10 involved pedestrians and 9 involved cyclists leading to 17 injuries and 1 fatality.

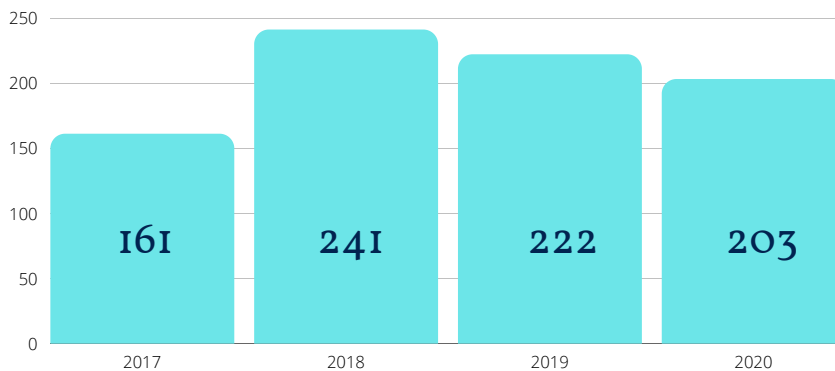
Source: Hales Corners Police Department, 2021

Total number of vehicle crashes decreased from 2015 compared to 2020. This could be due to the COVID-19 pandemic resulting in less cars on the road. 2018 had the highest amount of crashes with a total of 225.

- Between 2015 to 2020 there were 245 calls made to the Wisconsin Poison Center

Source: Wisconsin Poison Center, 2021

Number of Calls Made to Hales Corners Fire Department, Category: Falls 2017-2020



Source: Hales Corners Fire Department, 2021

*Due to data collection limitations, data collected from 2017 is partial data and may be higher than reported.

- Falls was the number one incident complaint for all four years
- On average between 2017 to 2020, 56% of calls made to the fire department were from individuals who are 70 years of age and above.

Health Quality and Access

Health Insurance

Percent Insured Hales Corners **2019** - **96.9%**

- **94.6%**- Wisconsin
- **92.7%** Milwaukee County

Percent Insured Hales Corners **2016** - **97.2%**

- **92.8%** Wisconsin
- **90.3%** Milwaukee County

Source: US Census 2016-2019

Adults without health insurance in Hales Corners – 9.4%

- Milwaukee County -15.4%

Adults who have had a routine checkup in Hales Corners – 77.1%

- Milwaukee County -76.7%

Source: Health Compass Milwaukee, 2018

Persons aged under 65 without health insurance - 3.3%

- Wisconsin -6.8%

Source: US Census 2018

Cancer Screening

- Adults with Cancer in Hales Corners – **8.4%**
 - Milwaukee County - **6.5%**
- Cervical Cancer screening Hales Corners (ages 21-65) – **87.2%**
 - Milwaukee County - **84.4%**
- Colon Cancer screening Hales Corners – **73.7%**
 - Milwaukee County **70.0%**
- Mammogram (ages 50-74) – **78.1%**
 - Milwaukee County - **75.8%**

Source: Health Compass Milwaukee, 2018

- Women 50+ who have had a mammogram within the last 2 years, 2018: **84%**
 - Increased from **78%** in 2015
- Colorectal screening within the recommended time frame, 2018: **78%**
 - Increased from **70%** in 2015

Source: JKV Research, 2018

- Out of **509** Hales Corners Residents, **74%** had a breast cancer screening.

Source: NHPP, 2021

Oral Health

- Unmet dental care needs in 2018 : **7%**
 - Down from **11%** in 2015
- Unmet medical care needs in 2018: **3%**
 - Down from **10%** in 2015

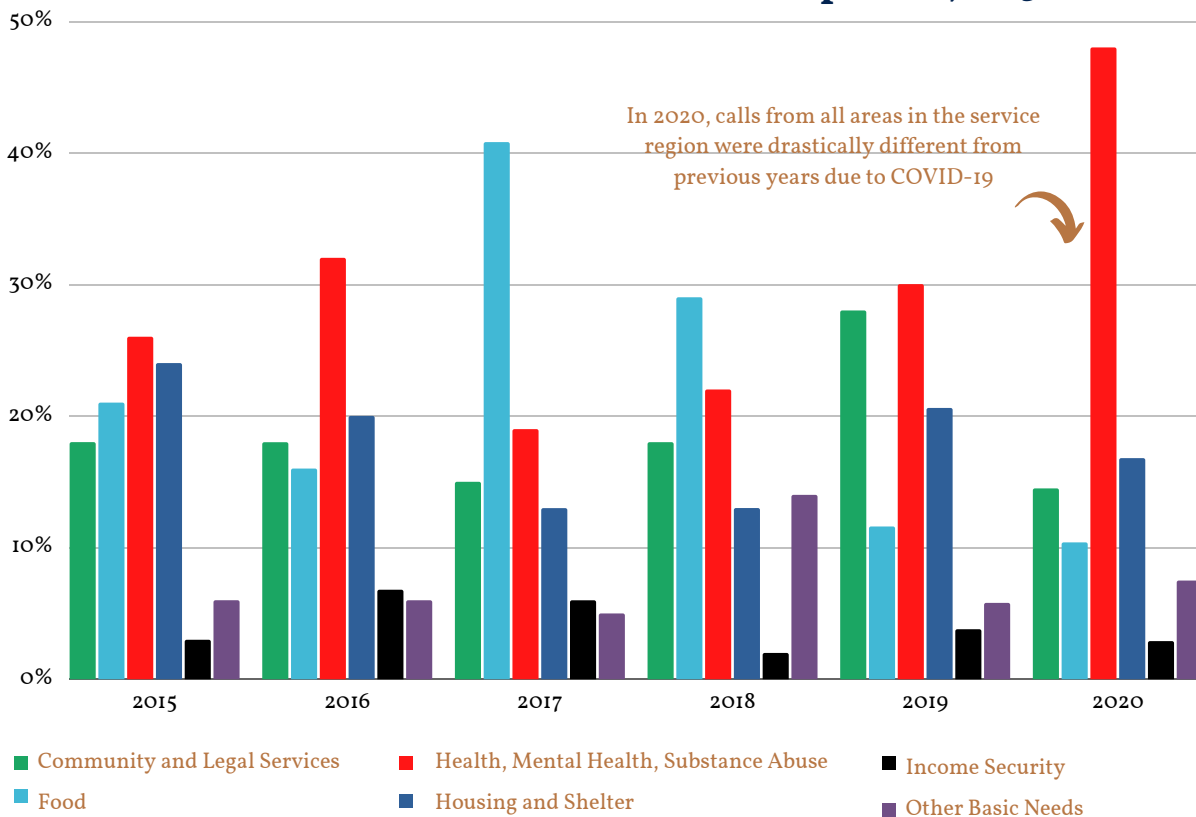
Source: JKV Research, 2018



Major Needs Data from IMPACT 211

IMPACT 211 is a private non-profit organization that serves Southeastern Wisconsin. Impact 211 helps people who are experiencing a personal crisis by connecting them to resources. The data below shows calls made from Hales Corners residents to Impact 211 from 2015 to 2020.

Hales Corners- Percent of Calls Made to Impact 211, 2015 to 2020



Source: Impact 211, 2021

For the years 2015-2018 food/meals category had the largest or one of the largest number of requests.

The combined health, mental health and substance abuse categories was the largest combined category for all but two of the six years. Food was the largest combined category for the other two years (2017 and 2018).

Beginning in late 2018 IMPACT 211 began taking the initial intake calls for the Milwaukee County Behavioral Health Division Crisis Line. In 2020 the "mental health" category has the largest number of needs/service requests.

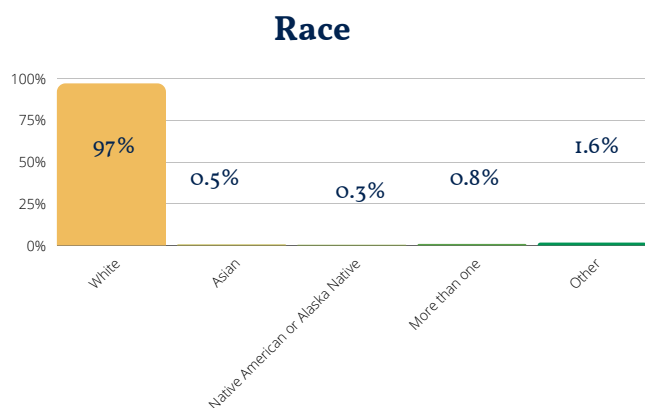
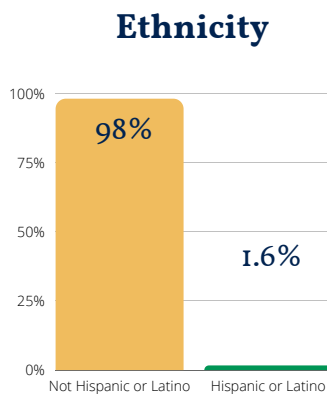
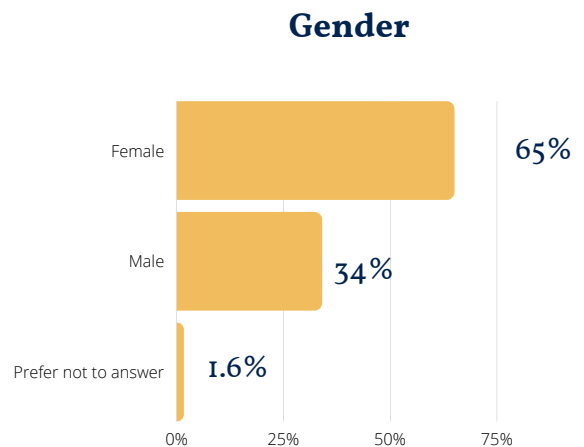
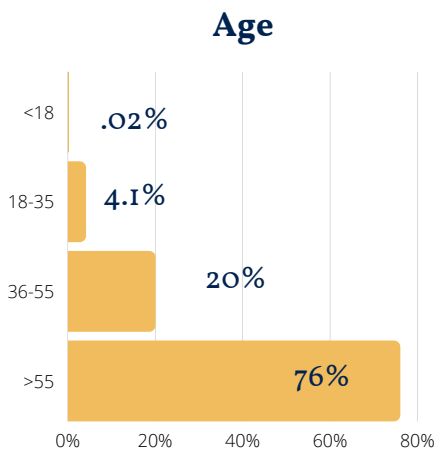
Between 2015-2020 the "health, mental health, substance abuse" category had the highest amount of calls followed by food.

Community Health Assessment Survey Analysis 2021

The Hales Corners Health Department wanted to hear directly from our residents on the top health concerns in our community. The Health Department created a Community Health Assessment Survey to provide a snapshot of the primary health concerns voiced by individuals who live, work and play in the Hales Corners Community. Survey collection is a component of the “Assess Needs & Resources” section of the County Health Rankings and Roadmaps’ Community Health Improvement Take Action Cycle.

The survey was promoted starting August 19, 2021 through October 28, 2021. It was promoted through various channels including: social media, health department newsletter, library newsletter, hales corners schools, through local businesses, during vaccine clinics, community events, and our website. Through distribution efforts, 389 individual results were collected and analyzed. The Hales Corners community health assessment survey was created in partnership with the Hales Corners Health Department Medical Director and was distributed using the Qualtrics online survey software. Some of the data has been compared to the 2018 Community survey by JKV Research that has been used in previous years.

Demographics of Respondents



Community Health Assessment Survey Analysis

Education and Income

Less than high school: ----- 0.3%
High school-----11%
Some college----- 17%
2 year degree: -----10%
4-year degree: -----34%
Professional degree: -----23%
Doctorate:----- 4%

Less than 10,000-----0.9%
10,000-19,000- -----1.5%
20,000-29,999- -----5%
30,000-39,999- -----4.7%
40,000-49,999-----4.4%
50,000-59,999-----8.7%
60,000-69,999-----5.5%
70,000-79,999-----10.2%
80,000-89,999-----6.7%
90,000-99,999-----9.6%
100,000-149,000-----23%
More than 150,00-----19.8%

Mental Health

Have you felt sad, blue depressed in last 30 days?

Half the time:-----3%
Always: -----0.3%
Most of the time: -----3.3%
Never: -----44.8%
Sometimes: -----48.6%

In the past year, have you felt so overwhelmed that you considered suicide?

No: -----97%
Yes: -----1.1%
Not sure: -----2.2%

How do you rate your mental health?

Extremely bad: -----0.3%
Extremely good- -----50%
Neither good nor bad: -----9.1%
Somewhat bad: -----3.9%
Somewhat good: -----36.6

Community Health Assessment

Survey Analysis

Substance Abuse Tobacco/Alcohol

How many times in the last month did you have 5 or more drinks for men (4 or more for women) on a single occasion?

1 or less: -----85%
 2-3: -----7.9%
 4-5: -----3.2%
 5 or more: -----3.5%

How often do you drink?

Daily :-----12.3%
 Never: -----11.2%
 Only on occasion: ----50%
 Weekly: -----27%

In the past 30 days, did you drive after drinking or ride when the driver had too much to drink?

No:-----98%
 Not sure: -----0.6%
 Yes: -----1.1%

Do you or anyone in your household use marijuana?

No:-----94%
 Not sure: -----1.7%
 Yes: -----3.8 %

Have you or anyone in your household experienced problems with the law due to alcohol?

No: -----97%
 Yes: -----3.5%

Do you or anyone in your household use alcohol to the point that it effects your daily life?

No: -----97%
 Not sure: -----0.6%
 Yes: -----2.3%

Have you or anyone in your household sought treatment for alcohol use?

No:-----97%
 Not sure: -----0.3%
 Yes: -----3%

Do you or someone in your home smoke or use tobacco?

Chew tobacco-----0.6%
 Cigarettes: -----10.6%
 ↑ since 2018 (8%)
 Cigars: -----3.4%
 Cigarettes, e-cigs, vape-----3.2%
 ↑ since 2018 (3%)
 Chew tobacco-----0.9%
 No one smokes:-----81%

If you are a non-smoker, how often are you exposed to smoke?

Not at all: -----64%
 Some days: -----14%

Smoking policy at home?

Allowed anywhere-----0.9%
 Allowed some places:-----1.2%
 No rules: -----3.2%
 Not allowed anywhere: -----49.2%
 Allowed outside: -----45.4%

Community Health Assessment Survey Analysis

Access to Health Care

Did you or anyone in your household have health insurance during all, part or none of the past 12 months?

All: -----97%
None: -----<1%
↓ since 2018 (5%)
Not sure: -----<1%
Part: -----2.3%

Do you have a primary care provider?

No: -----4.7%
Not sure: -----0.9%
Yes: -----93%
↑ since 2018 (89%)

In the past 12 months, have you or anyone in your household not taken prescribed medication due to cost?

No: -----92%
Not sure: -----0.9%
Yes: -----7%

Do you have internet access?

No:-----1.2%
Yes:-----98%

Was there a time during the last 12 months that you felt you did not get the medical care you needed?

No: -----84%
Not sure: -----1.2%
Yes: -----15%
↑ since 2018 (3%)

Why did you not receive the medical health care that you needed?

Other (includes reasons due to COVID-19): ----46%
High co-pay -----19%
Unable to get appointment -----17%
Uninsured -----6.3%
Insurance did not cover----- 8.3%
Did not know where to go -----4.2%

Was there a time during the last 12 months that you felt you did not get the mental health care you needed?

No: -----91%
Not sure: -----1.6%
Yes: -----7.6%
↑ since 2018 (2%)

Why did you not receive the mental health care that you needed?

Did not know where to go:-----15%
High copay:-----12%
Insurance did not cover : -----15%
Unable to find provider to take insurance :--- 4%
Unable to get appointment: -----31%
Uninsured: -----12%
Other: -----12%

Community Health Assessment Survey Analysis

Health Conditions

Have you been told you have any of the following conditions?

Asthma-----8.8%

↓ since 2018 (12%)

Is your Asthma under control through medication, exercise, or lifestyle changes?

Not sure-----2.8%

Yes:-----97.1%

Diabetes-----5.5%

↓ since 2018 (10%)

Is your Diabetes under control through medication, exercise, or lifestyle changes?

No-----9.1%

Not sure-----13.6%

Yes-----77.2%

Heart disease-----9.1%

= since 2018 (9.1%)

Is your Heart Disease under control through medication, exercise, or lifestyle changes?

No-----8.3%

Not sure-----2.7%

Yes-----89%

High blood pressure-----38%

↑ since 2018 (34%)

Is your High Blood Pressure under control through medication, exercise, or lifestyle changes?

No-----4%

Not sure:-----1.3%

Yes-----95%

High cholesterol-----28.4%

↑ since 2018 (29%)

Is your High Cholesterol under control through medication, exercise, or lifestyle changes?

No-----3.5%

Not sure-----3.5%

Yes-----93%

Mental Health Conditions: ---11%

↓ since 2018 (17%)

Is your Mental Health Condition under control through medication, exercise, or lifestyle changes?

No-----9.3%

Not sure-----9.3%

Yes-----81.3%

Have you had a flu vaccine in the past year?

No-----16.5%

Not sure-----0.3%

Yes-----83%

Have you had the covid-19 vaccine?

No-----2.6%

Yes-----97.3%

Why have you not been vaccinated against COVID-19?

Medical condition-----0.3%

Personal -----0.9%

Other -----0.9%

Prefer not to answer ---0.3%

How long has it been since you last had a routine check-up?

<1 year:-----77.5%

1-2 years-----14.2%

3-4 years-----3%

5 or more-----4%

Never-----1.5%

Not sure-----10.3%

How do you get most of your health information? - Other (describe below): - Text

Books-----0.3%

Doctor-----71.3%

Friends/family-----2.7%

HD-----1.2%

Internet-----16.5%

Newsletter-----0.6%

Pharmacist-----1.5%

Radio-----0.3%

Social media-----0.6%

TV-----1.2%

Other-----3.8%

Community Health Assessment Survey Analysis

Physical Health and Nutrition

Are you physically active?

No-----19%
Yes-----81%

In a usual week, how many days do you participate in moderate physical activity for 30 minutes? Moderate activity includes brisk walking, bicycling, vacuuming, gardening, etc.

< 1 day per week-----13.5%
1 day per week-----8%
2-3 days per week-----24.6%
3-4 days per week-----20%
5 or more days per week-----34.1% ↑ since 2018 (31%)

On an average day, how many servings of fruit do you eat or drink? A serving is 1/2 cup of canned or cooked fruit, 1 medium piece of fruit, or 6oz of juice.

1 or less-----46.4%
2-3-----41.1% ↓ since 2018 (55%)
3 or more-----12.8%

On an average day, how many servings of vegetables do you eat or drink? A serving is 1/2 cup of raw or cooked vegetables or 6oz of juice.

1 or less-----38%
2-3-----47.3%
3 or more-----14.5%

Community Health Assessment Survey Analysis

Personal Safety

How many children under the age of 18 are living in your home?

Zero-----84%
Between 1 and 2-----14%
Between 2 and 3-----1.2%
Between 3-4-----0.6%

How old are the children in your household?

Less than a year-----1.6%
1 to 2-----8%
2 to 5-----22.2%
6 to 12-----31.7 %
13 to 18-----36.5%

On an average school day, how many hours of screen time do your children have?

Less than 1 hour-----7.8%
1 hour-----20%
2 hours-----29.4%
3 hours-----18%
4 hours-----14%
5 or more-----10%
None-----2%

How often do you feel your child(ren) are safe in your community or neighborhood

Half the time-----6%
Always-----35.2%
Most of the time-----59%

During the past 12 months, has your child experienced any bullying?

No-----67%
Not sure-----16%
Yes-----18%

↑ since 2018 (16%)

What type of bullying did your child experience?

verbal-----78%
cyber-----11%
physical-----11%

During the past year has anyone made you afraid for your personal safety?

No-----94.1%
Not sure-----1%
Yes-----5%

= since 2018 (5%)

What relationship is the person who hurt you to you?

Child-----7%
friend-----13.3%
Not sure-----13.3%
Prefer not to answer-----13.3%
Someone else-----7%
Stranger-----47%

During the past year, has anyone pushed, kicked, slapped, hit or otherwise hurt you?

No-----98%
Yes-----1.3%

= since 2018 (2%)

Not sure-----<1%

During the past year, has anyone made unwelcome sexual comments or forced you to do something sexual?

No-----98%
Not sure-----0.3%
Yes-----2%

Do you or anyone in your household own a gun?

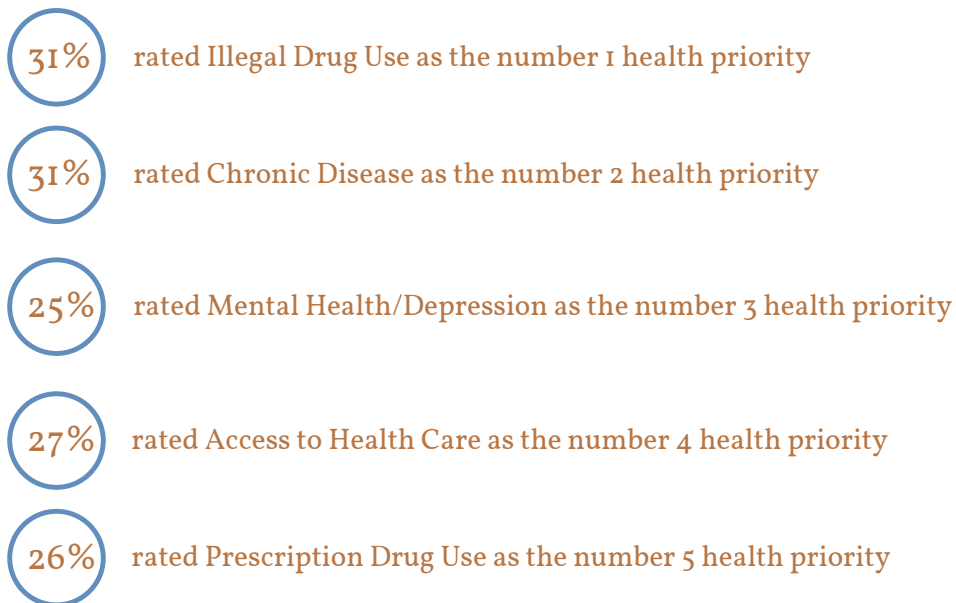
No-----64%
Not sure-----3.1%
Yes-----33%

If you own a gun, what safety measures do you use?

Uses gun lock-----15.4%
Ammunition stored separately-----29%
Gun unloaded when not in use-----28%
Stored in secure location-----25%
Other-----3%

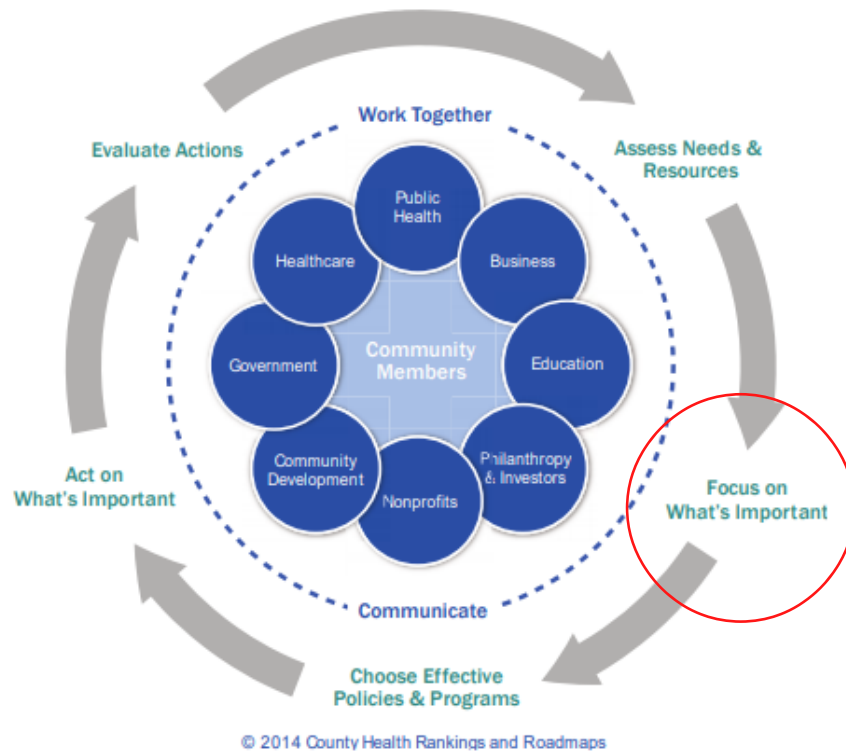
Community Health Assessment Survey Analysis

The top 5 issues identified by survey respondents as those needing to be addressed to improve the overall health of the Hales Corners community, are shown below. Respondents were instructed to rate concerns from a list of 12. A total of 252 responses were recorded for this section.



Next Steps

The Hales Corners Community Health Assessment is a comprehensive assessment of the health and quality of life for people living in this community. As outlined in the Take Action Cycle for Community Health Improvement Planning, the next phase in this cycle is to “focus on what’s important.” During this step, a set of priority community health issues will be identified to address and align local health improvement plans with state and national priorities. The Community Health Improvement Plan will be published following this report outlining action steps to improve the health of Hales Corners.



References

- AARP. (2019). Livability index. Retrieved from <https://livabilityindex.aarp.org/search#Hales+Corners+WI+53130+USA>
- US Census Bureau. (2019). American community survey data profiles. Retrieved from <https://www.census.gov/acs/www/data/data-tables-and-tools/data-profiles/>
- Health Compass Milwaukee. (n.d.). Build a customized dashboard. Municipality: Hales Corners. Retrieved from <http://www.healthcompassmilwaukee.org/module=indicators&controller=index&action=indicatorsearch&doSearch=1&showComparisons=1&l=205689>
- JKV Research. (2018). Franklin/Greendale/Greenfield/Hales Corners community health survey summary. Retrieved from <https://www.aurorahealthcare.org/assets/documents/community-benefits/community-health-research/franklin-greendale-greenfield-hales-corners-community-health-survey-report-2018.pdf>
- Centers for Disease Control and Prevention. (2018). Social Determinants of Health: Know What Affects Health. Retrieved from <https://www.cdc.gov/socialdeterminants/index.htm>
- Health Research & Educational Trust. (2017, August). Social determinants of health series: Housing and the role of hospitals. Chicago, IL: Health Research & Educational Trust. Accessed at www.aha.org/housing
- Air quality, Regional air quality: U.S. Environmental Protection Agency, 2014-2016 Air Quality Index Report, <https://www.epa.gov/outdoor-air-quality-data/v2018>
- Wisconsin Department of Health Services. (2021). Opioid hospitalization and death data for 53130. Prepared and provided by Thomas Bentley, MS, June 2021
- Wisconsin Department of Health Services. (2021). Death data for 53130. Prepared and provided by Jennifer Feske, July 2021
- Wisconsin Department of Health Services. (2021). Birth data for 53130. Prepared and provided by Jennifer Feske, July 2021
- University of Wisconsin ICTR Neighborhood Health Partnerships Program and Wisconsin Collaborative for Healthcare Quality (NHPP). (2021) Neighborhood Health Partnerships Report for ZIP 53130, Depression Screening, March 2021.
- University of Wisconsin ICTR Neighborhood Health Partnerships Program and Wisconsin Collaborative for Healthcare Quality (NHPP). (2021) Neighborhood Health Partnerships Report for ZIP 53130, Cancer Screening, March 2021.
- Wisconsin Health Atlas. (2018). Obesity varies by zip code. Place matters. Retrieved from <https://www.wihealthatlas.org/obesity/place>
- Centers for Disease Control and Prevention. (2019). Binge Drinking. Retrieved from <https://www.cdc.gov/alcohol/fact-sheets/binge-drinking.htm>
- Centers for Disease Control and Prevention. Sexually Transmitted Disease Surveillance 2019. Atlanta: U.S. Department of Health and Human Services; 2021.
- Wisconsin Department of Health Services. (2019). Lead Poisoning . Retrieved from <https://www.dhs.wisconsin.gov/lead/index.htm>
- Centers for Disease Control and Prevention. (2020). Radon. Retrieved from <https://www.cdc.gov/radon/index.html>
- World Health Organization. (n.d.). Obesity. Retrieved from https://www.who.int/health-topics/obesity#tab=tab_1
- Wisconsin Department of Justice. (n.d.). Retrieved from <https://www.doj.state.wi.us/dles/bjia/ucr-offense-and-arrest-data-agency>
- JKV Research. (2015). Hales Corners community health survey summary. Retrieved from <https://www.aurorahealthcare.org/-/media/aurorahealthcareorg/documents/communitybenefits/community-health-research/halescorners-community-health-survey-summary2015.pdf?la=en&hash=295EF8C3AFF2A58E26DB01AF038AEDC6AE248C25>
- mySidewalk. (n.d.). Community health assessment template. Retrieved from <https://dashboards.mysidewalk.com/community-health-assessment-template1536263433/healthspan>
- Mentalhealth.gov. (n.d.). What is Mental Health. Retrieved from <https://www.mentalhealth.gov/basics/what-is-mental-health>
- *other sources, citations not available

- Whitnall School District
- West Allis WIC Program
- Wisconsin Electronic Disease Surveillance System (WEDSS)
- Impact 211
- Hales Corners Police Department
- Hales Corners Fire Department
- Hales Corners Community Health Assessment Survey