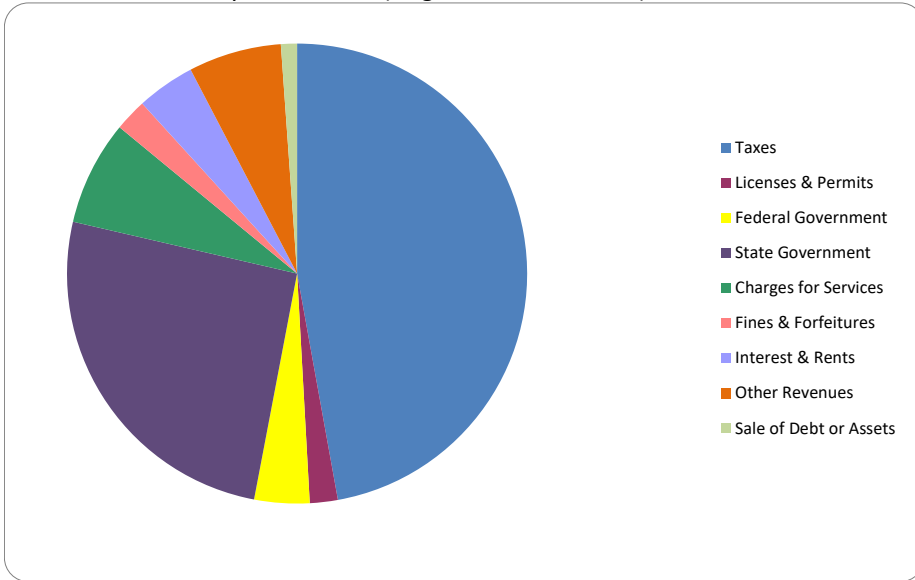


CITIZEN'S GUIDE TO LOCAL UNIT FINANCES - Belleville (82-2020)

REVENUES

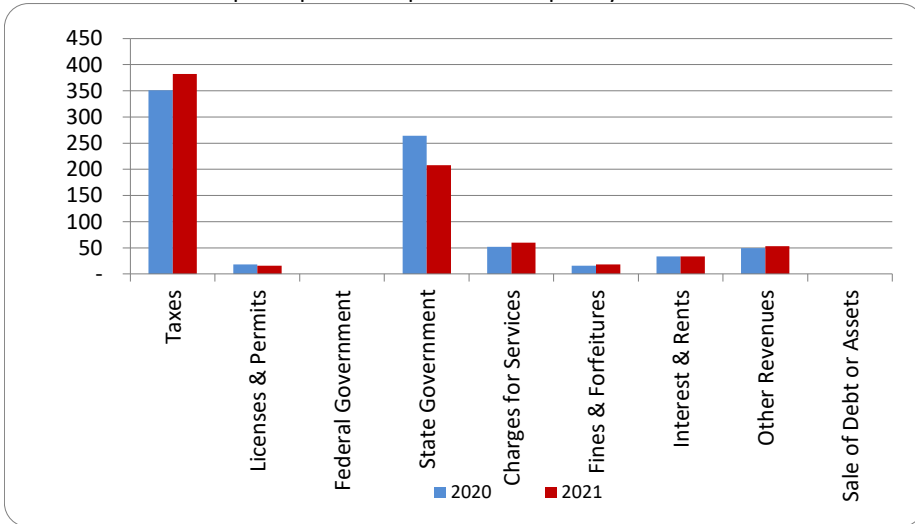
1. Where our money comes from (all governmental funds)



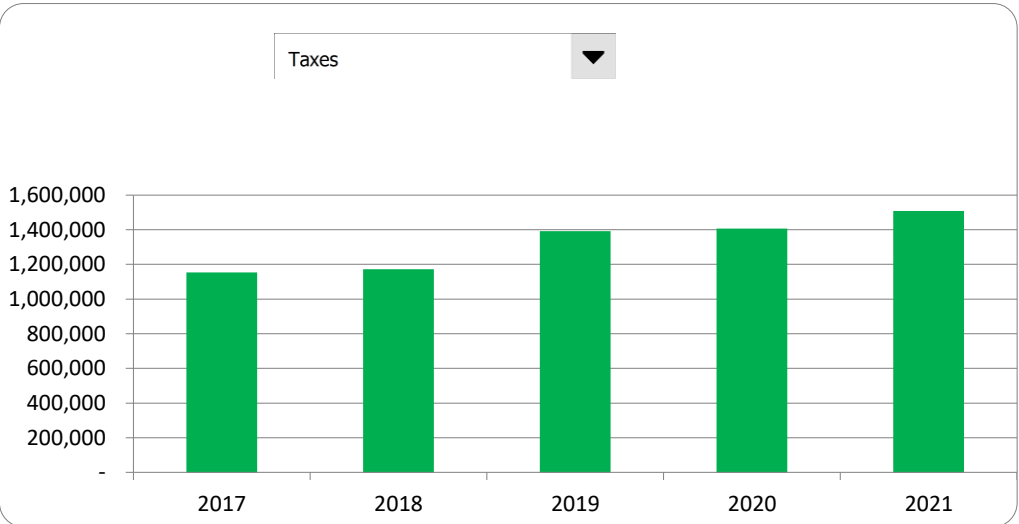
2. Compared to the prior year

	<u>2020</u>	<u>2021</u>	<u>% change</u>
Taxes	\$ 1,405,698	\$ 1,507,080	7.21%
Licenses & Permits	73,529	62,681	-14.75%
Federal Government	-	123,935	N/A
State Government	1,057,223	818,896	-22.54%
Charges for Services	208,917	234,830	12.40%
Fines & Forfeitures	62,198	72,694	16.88%
Interest & Rents	133,415	131,012	-1.80%
Other Revenues	197,546	208,611	5.60%
Sale of Debt or Assets	-	36,059	N/A
Total Revenues	\$ 3,138,526	\$ 3,195,798	1.82%

3. Revenue sources per capita - compared to the prior year



4. Historical trends of individual sources



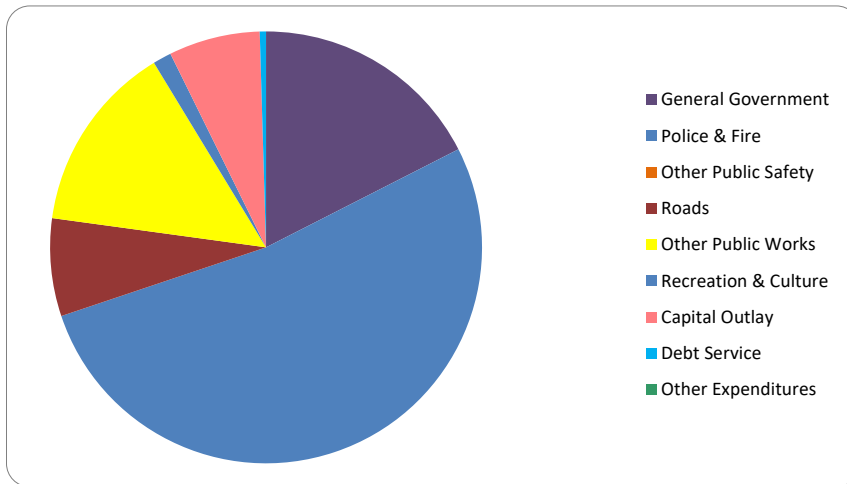
Commentary:

For more information on our unit's finances, contact David Robinson at (734) 697-9323.

CITIZEN'S GUIDE TO LOCAL UNIT FINANCES - Belleville (82-2020)

EXPENDITURES

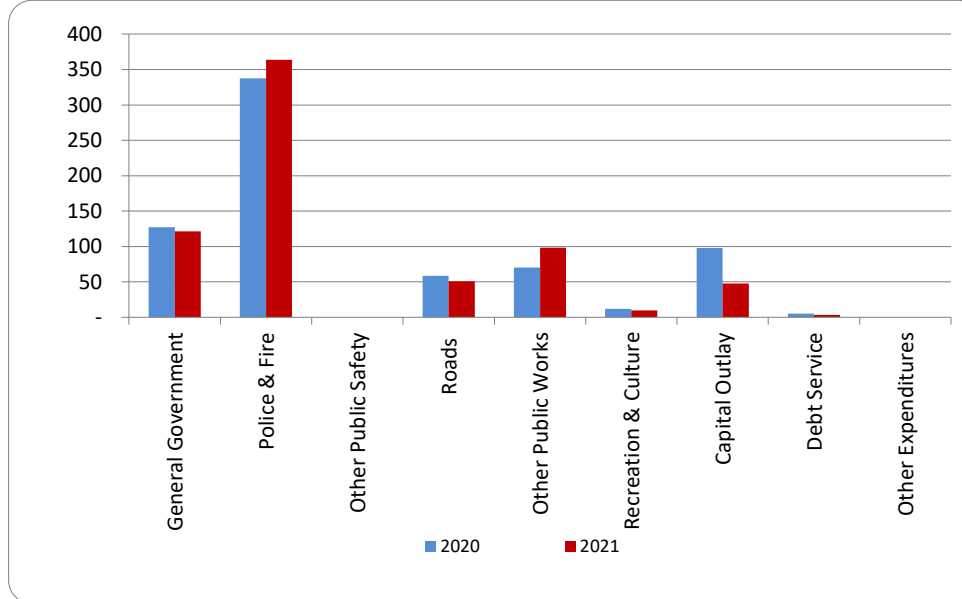
1. Where we spend our money (all governmental funds)



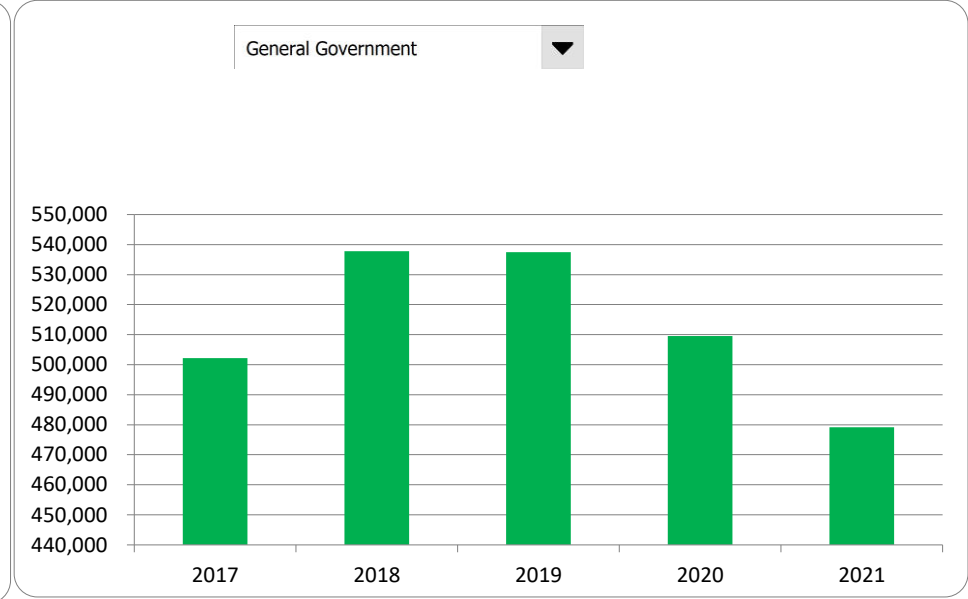
2. Compared to the prior year

	<u>2020</u>	<u>2021</u>	<u>% change</u>
General Government	\$ 509,535	\$ 479,138	-5.97%
Police & Fire	1,353,277	1,433,697	5.94%
Other Public Safety	-	-	N/A
Roads	235,271	200,360	-14.84%
Other Public Works	282,258	387,453	37.27%
Recreation & Culture	47,747	37,935	-20.55%
Capital Outlay	393,280	187,215	-52.40%
Debt Service	21,080	12,744	-39.54%
Other Expenditures	-	-	N/A
Total Expenditures	\$ 2,842,448	\$ 2,738,542	-3.66%

3. Spending per capita - compared to the prior year



4. Historical trends of individual departments:



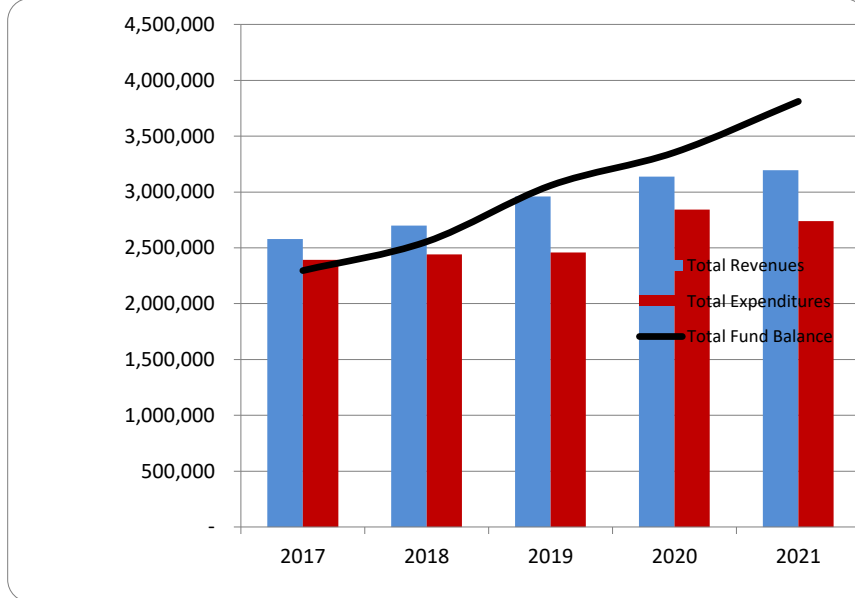
Commentary:

For more information on our unit's finances, contact David Robinson at (734) 697-9323.

CITIZEN'S GUIDE TO LOCAL UNIT FINANCES - Belleville (82-2020)

FINANCIAL POSITION

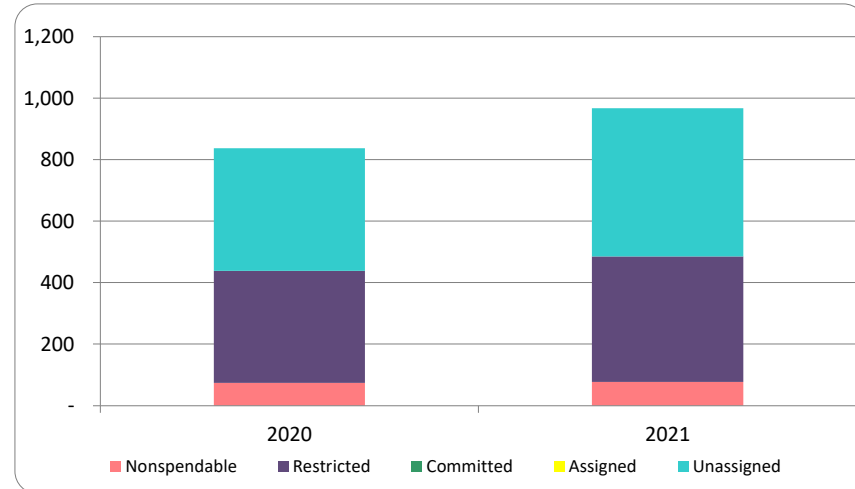
1. How have we managed our governmental fund resources (fund balance)?



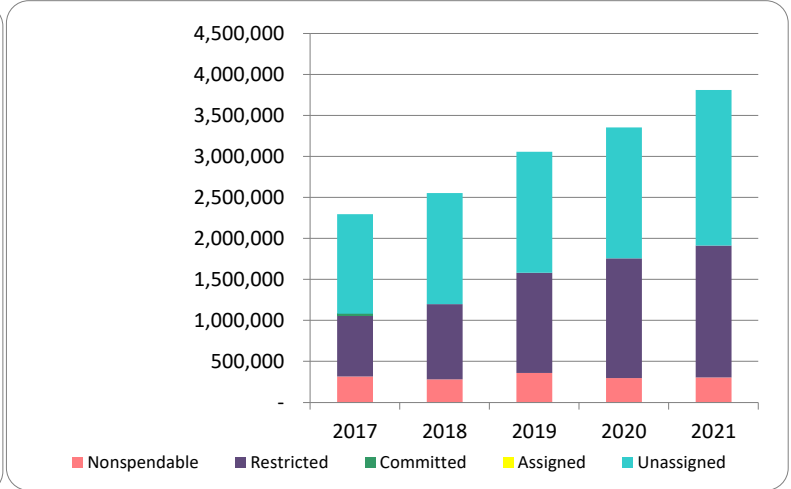
2. Compared to the prior year

	2020	2021	% change
Revenue	3,138,526	3,195,798	1.82%
Expenditures	2,842,448	2,738,542	-3.66%
Surplus (shortfall)	296,078	457,256	54.44%
Fund balance, by component:			
Nonspendable	298,284	305,119	2.29%
Restricted	1,459,968	1,608,691	10.19%
Committed	-	-	N/A
Assigned	-	-	N/A
Unassigned	1,595,635	1,897,333	18.91%
total fund balance	3,353,887	3,811,143	13.63%

3. Fund balance per capita - compared to the prior year



4. Historical trends of individual components



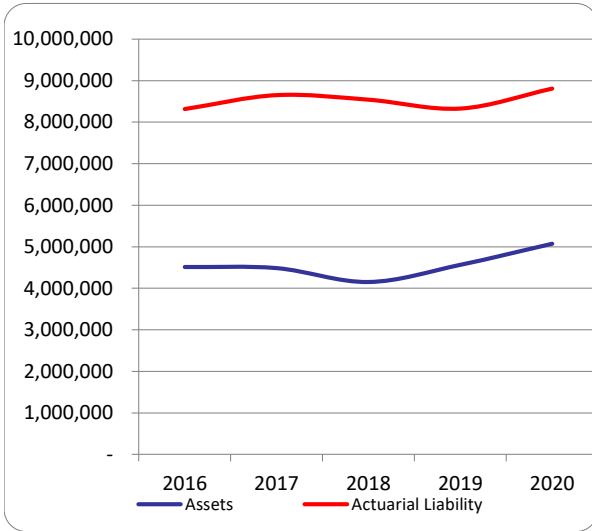
Commentary:

For more information on our unit's finances, contact David Robinson at (734) 697-9323.

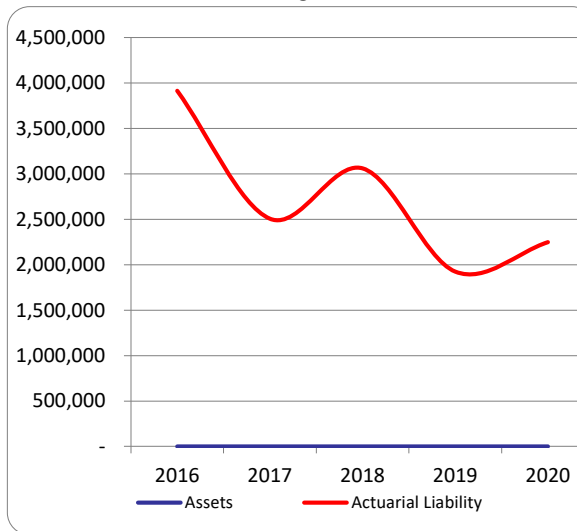
CITIZEN'S GUIDE TO LOCAL UNIT FINANCES - Belleville (82-2020)

OTHER LONG TERM OBLIGATIONS

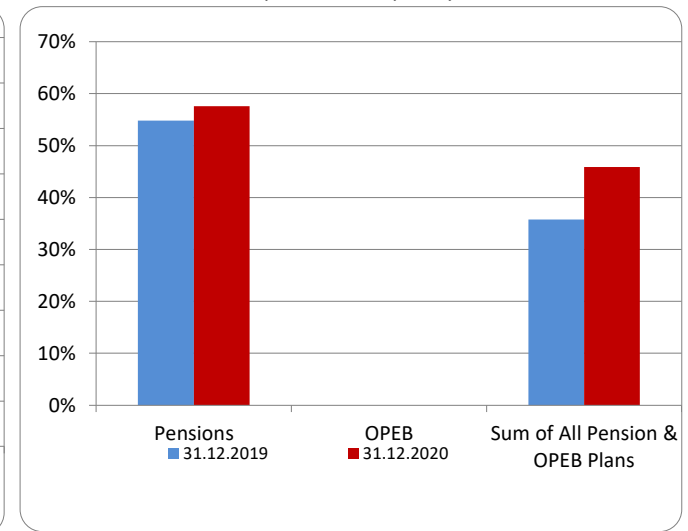
1. Pension funding status



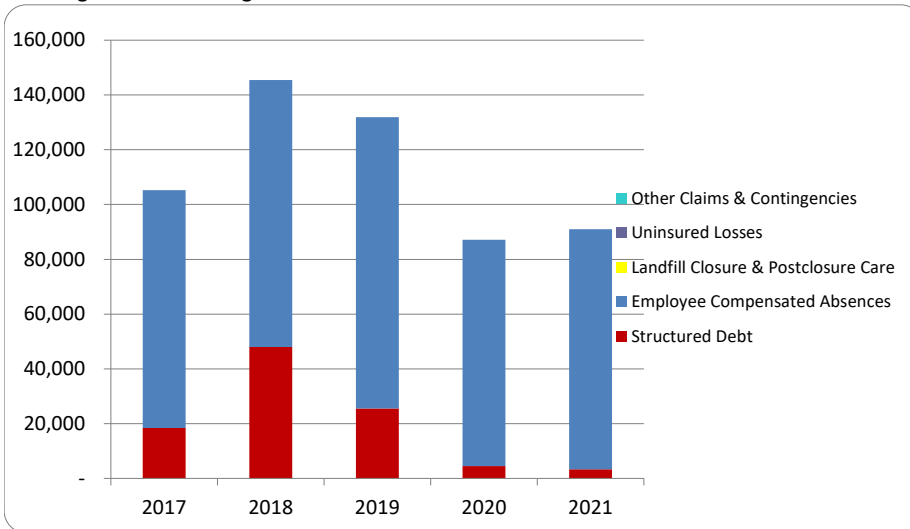
2. Retiree Health care funding status



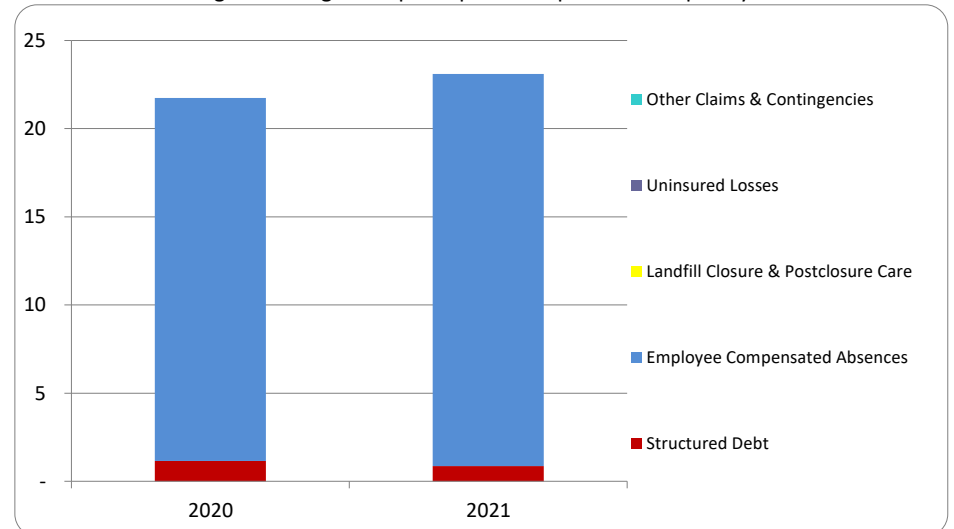
3. Percent funded - compared to the prior year



4. Long Term Debt obligations:



5. Debt & other long term obligations per capita - compared to the prior year



Commentary:

For more information on our unit's finances, contact David Robinson at (734) 697-9323.