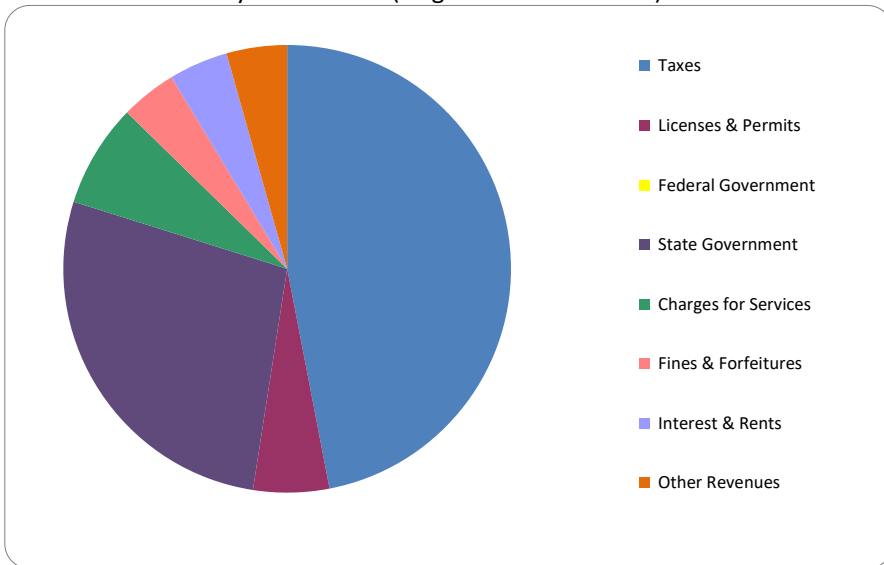


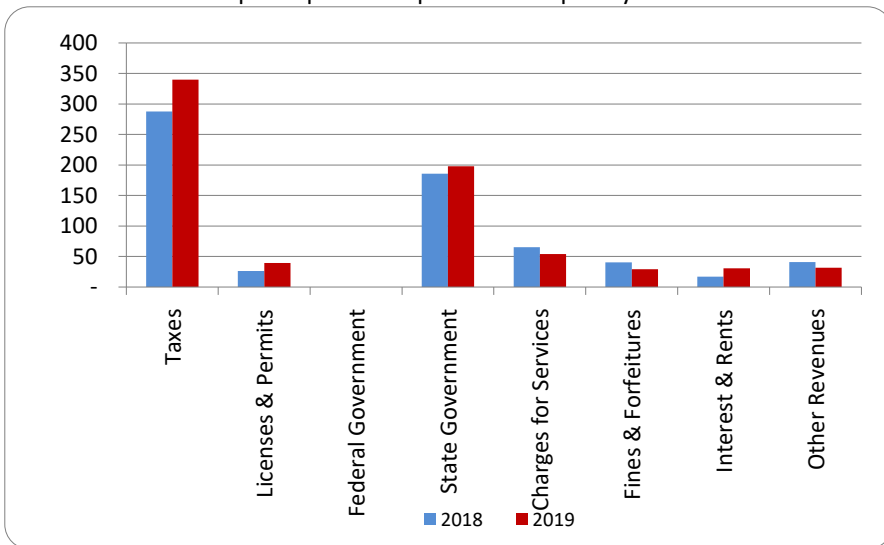
1. Where our money comes from (all governmental funds)



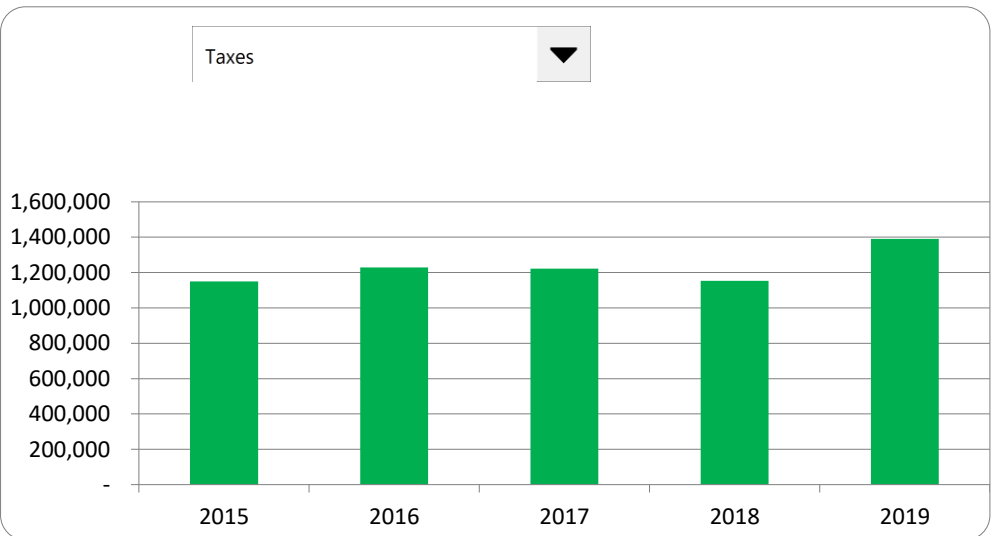
2. Compared to the prior year

	<u>2018</u>	<u>2019</u>	<u>% change</u>
Taxes	\$ 1,171,073	\$ 1,390,793	18.76%
Licenses & Permits	106,411	162,309	52.53%
Federal Government	-	-	N/A
State Government	756,275	811,336	7.28%
Charges for Services	265,414	221,036	-16.72%
Fines & Forfeitures	164,199	119,898	-26.98%
Interest & Rents	69,223	126,468	82.70%
Other Revenues	167,138	129,430	-22.56%
<b>Total Revenues</b>	<b>\$ 2,699,733</b>	<b>\$ 2,961,270</b>	<b>9.69%</b>

3. Revenue sources per capita - compared to the prior year



4. Historical trends of individual sources



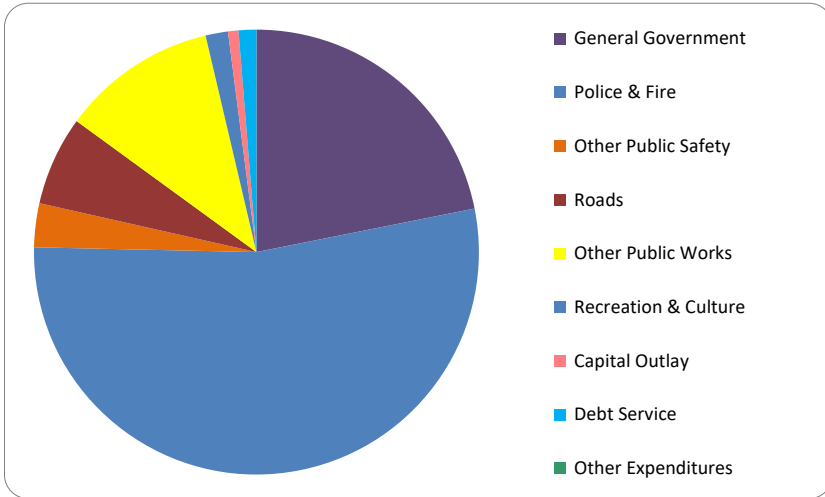
Commentary:

For more information on our unit's finances, contact Tracey Kobylarz at (734) 697-9323.

**CITIZEN'S GUIDE TO LOCAL UNIT FINANCES - Belleville (82-2020)**

EXPENDITURES

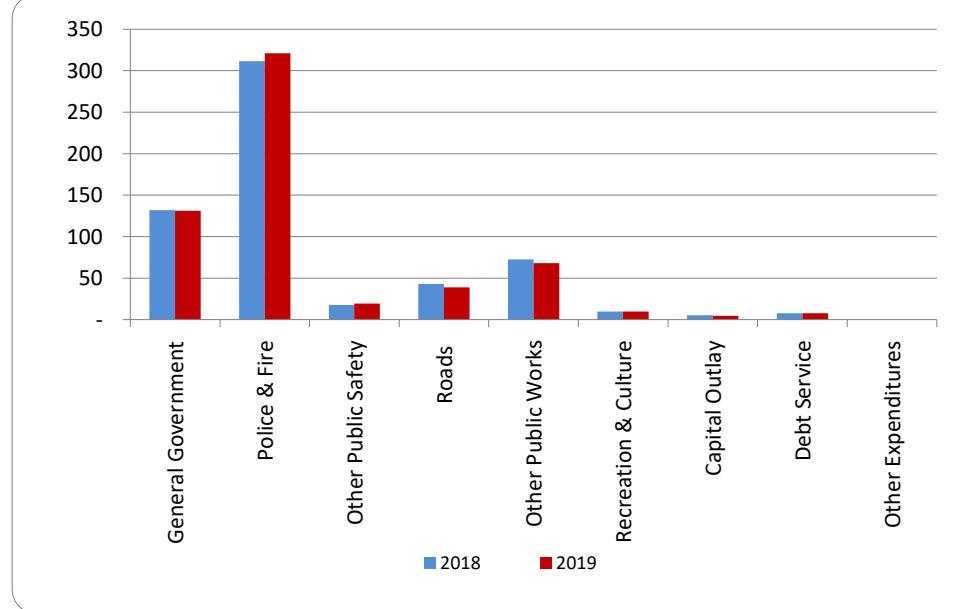
1. Where we spend our money (all governmental funds)



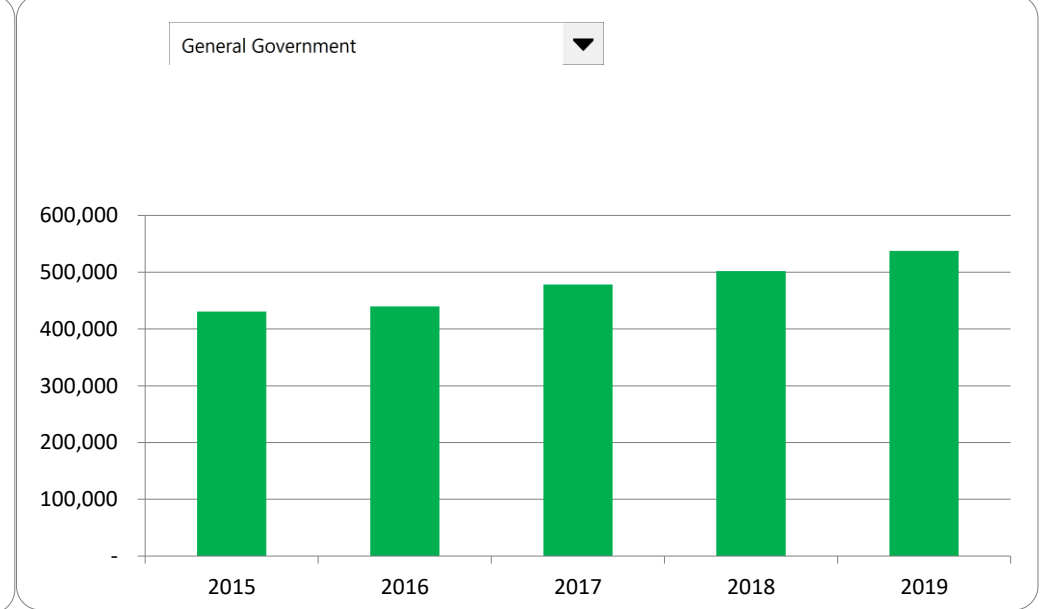
2. Compared to the prior year

	2018	2019	% change
General Government	\$ 537,758	\$ 537,484	-0.05%
Police & Fire	1,268,668	1,314,803	3.64%
Other Public Safety	72,031	78,394	8.83%
Roads	174,441	159,527	-8.55%
Other Public Works	295,426	278,027	-5.89%
Recreation & Culture	39,861	40,016	0.39%
Capital Outlay	21,051	18,647	-11.42%
Debt Service	31,430	31,619	0.60%
Other Expenditures	-	-	N/A
<b>Total Expenditures</b>	<b>\$ 2,440,666</b>	<b>\$ 2,458,517</b>	<b>0.73%</b>

3. Spending per capita - compared to the prior year



4. Historical trends of individual departments:



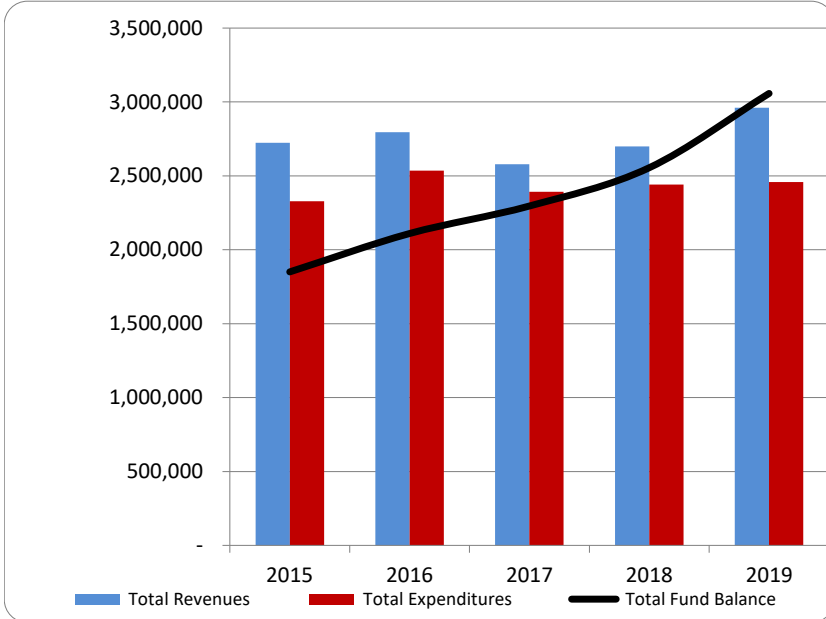
Commentary:

For more information on our unit's finances, contact Tracey Kobylarz at (734) 697-9323.

**CITIZEN'S GUIDE TO LOCAL UNIT FINANCES - Belleville (82-2020)**

**FINANCIAL POSITION**

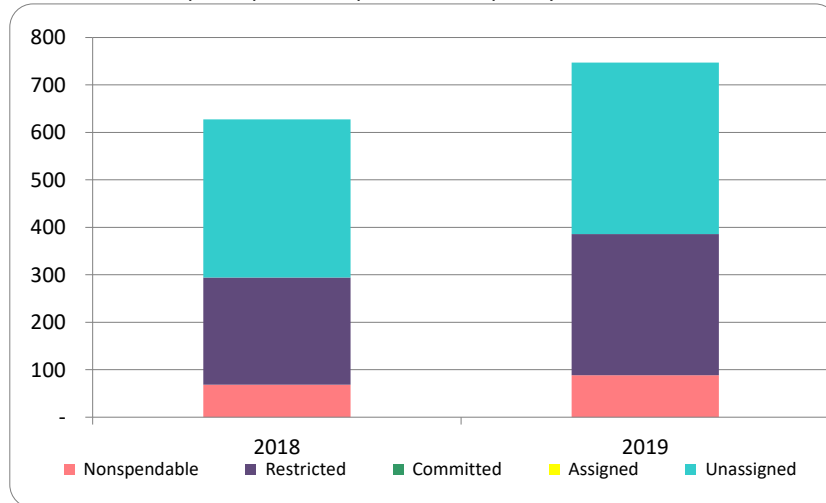
1. How have we managed our governmental fund resources (fund balance)?



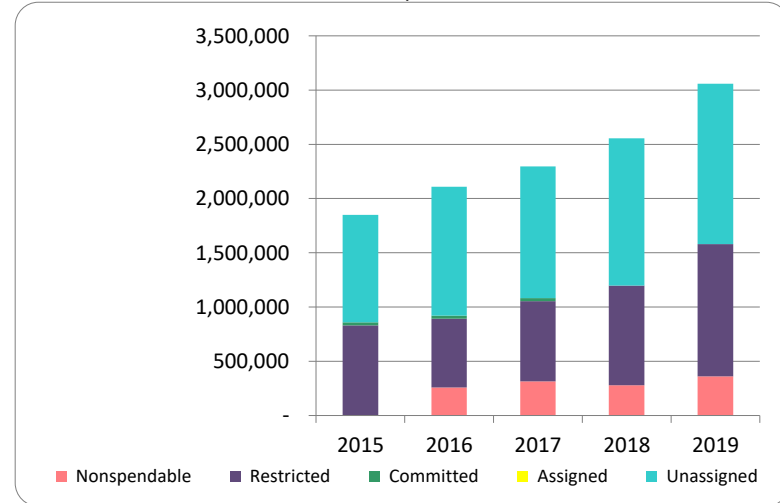
2. Compared to the prior year

	2018	2019	% change
Revenue	2,699,733	2,961,270	9.69%
Expenditures	2,440,666	2,458,517	0.73%
Surplus (shortfall)	259,067	502,753	94.06%
Fund balance, by component:			
Nondisposable	280,020	360,932	28.90%
Restricted	917,416	1,219,557	32.93%
Committed	-	-	N/A
Assigned	-	-	N/A
Unassigned	1,357,620	1,477,320	8.82%
total fund balance	2,555,056	3,057,809	19.68%

3. Fund balance per capita - compared to the prior year



4. Historical trends of individual components



Commentary:

For more information on our unit's finances, contact Tracey Kobylarz at (734) 697-9323.

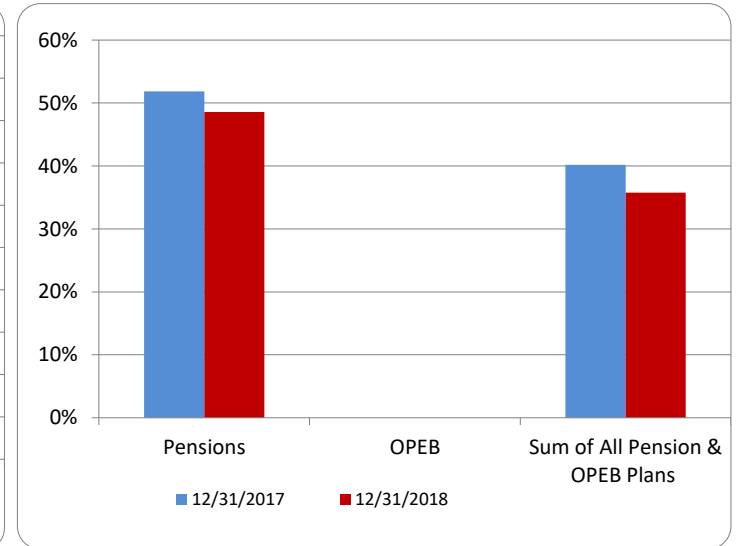
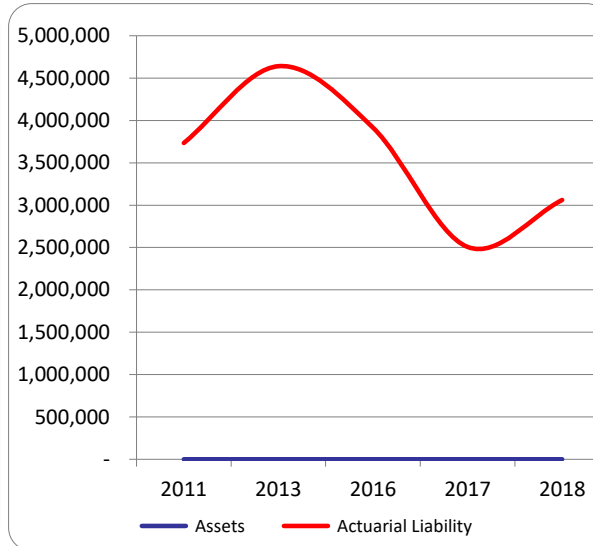
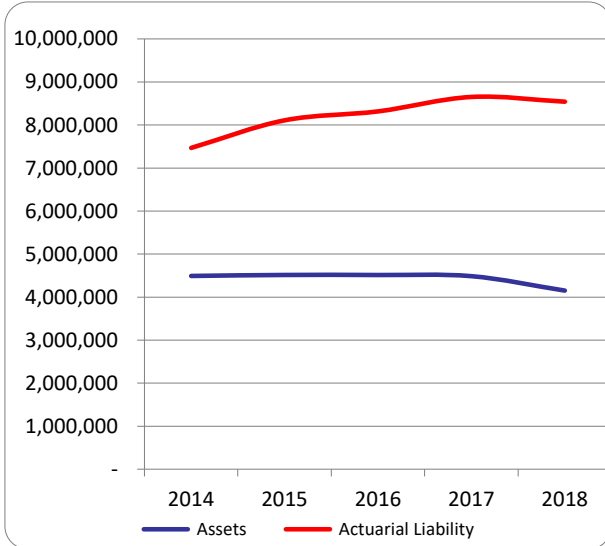
**CITIZEN'S GUIDE TO LOCAL UNIT FINANCES - Belleville (82-2020)**

**OTHER LONG TERM OBLIGATIONS**

1. Pension funding status

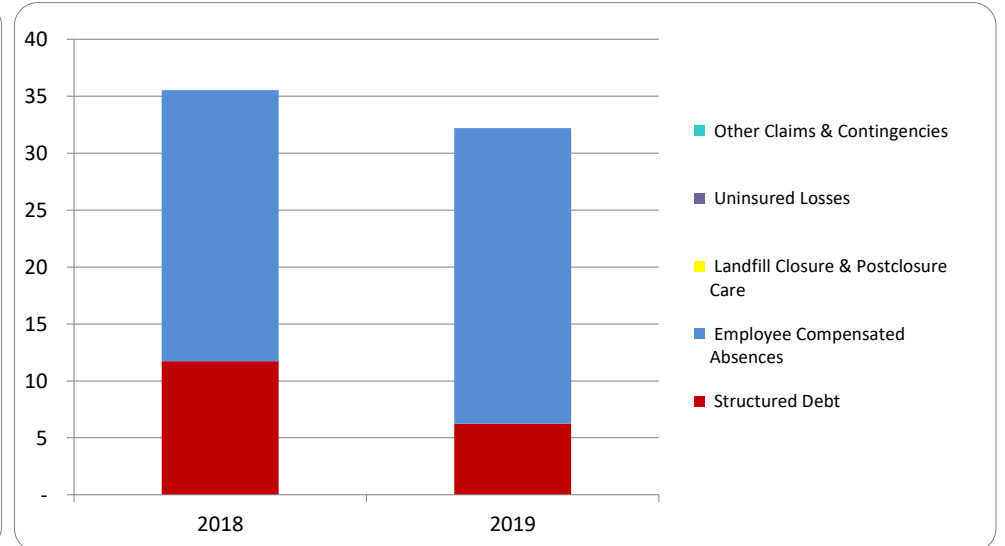
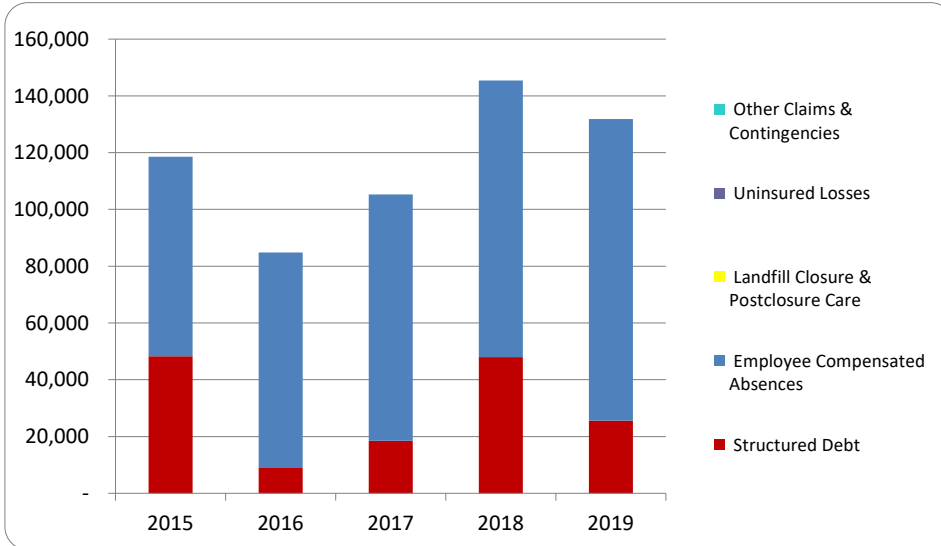
2. Retiree Health care funding status

3. Percent funded - compared to the prior year



4. Long Term Debt obligations:

5. Debt & other long term obligations per capita - compared to the prior year



Commentary: