



How To Sign Up For Big Cedar Lake Protection and Rehabilitation District **Boater Safety**


On the Go Wild Website

Step 1: Go to the Go Wild website (linked below)

<https://gowild.wi.gov/>

Do you have a DNR Customer Number/account?

YES



Click one


NO


You Will Need:


- ❑ Your Social Security Number or the person's who will be taking the course.
- ❑ Your Date of Birth or the person's who will be taking the course.
- ❑ A Drivers License ID if the student has a Drivers License.

Follow the Step-by-Step instructions on the website to set your account up.

Step 2: If you are **new** and need a Customer Number Click **Create New Account**

[Safety Education](#) [License Fee Info](#) [Rec Vehicle Info](#) [Harvest Reporting](#) [Make a Donation](#) [Quick Sale](#) [Account Lookup](#)





Username [Forgot username?](#)

Password [Forgot password?](#)

Don't have one?
Create a new account
or use Account Lookup

Log In

2022-2023 LICENSES ARE NOW AVAILABLE

To purchase Wisconsin fishing, hunting or trapping authorities, or for online registration service for boats, ATVs, UTVs, snowmobiles, or off-highway motorcycles, login to Go Wild to access your customer dashboard and catalog.


**Be safe.
Get certified.**
[Browse Classes](#)

**It's quick
and it's easy.**
[Harvest Reporting](#)

**Click & Go.
Renew Now!**
[Quick Renew](#)

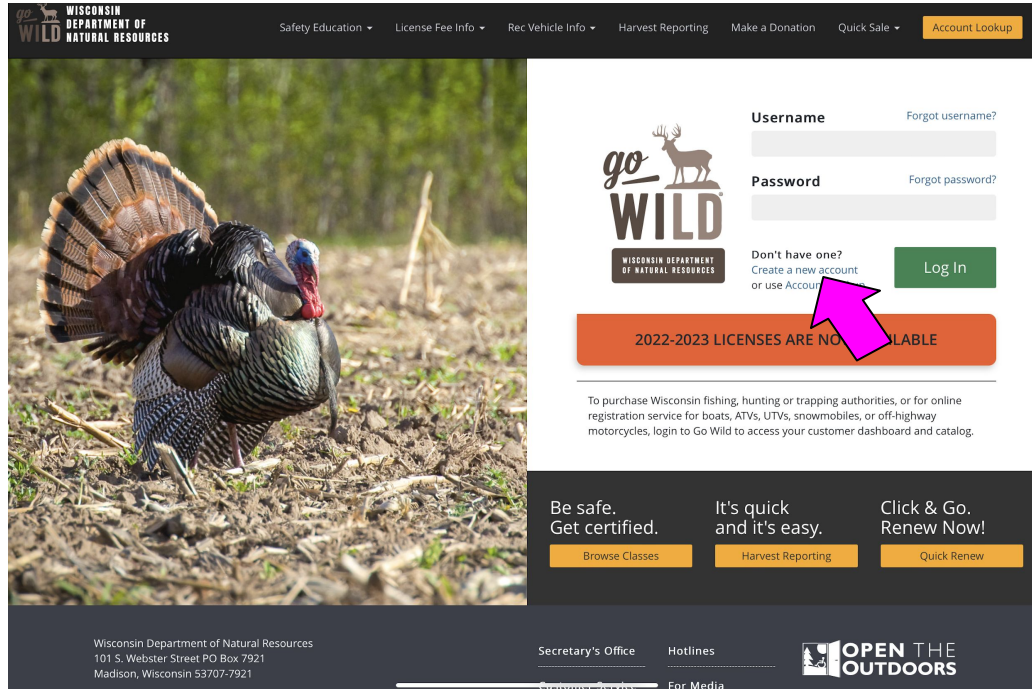
Wisconsin Department of Natural Resources
101 S. Webster Street PO Box 7921
Madison, Wisconsin 53707-7921

[Secretary's Office](#) [Hotlines](#)
[Customer Service](#) [For Media](#)



If you **Don't** have a DNR Customer Number or an account you will need to **Create** one.

**Click Create
New Account**



go WILD WISCONSIN DEPARTMENT OF NATURAL RESOURCES

Safety Education License Fee Info Rec Vehicle Info Harvest Reporting Make a Donation Quick Sale Account Lookup

go WILD WISCONSIN DEPARTMENT OF NATURAL RESOURCES

Username Forgot username?

Password Forgot password?

Don't have one? Create a new account or use Account Lookup Log In

2022-2023 LICENSES ARE NOW AVAILABLE

To purchase Wisconsin fishing, hunting or trapping authorities, or for online registration service for boats, ATVs, UTVs, snowmobiles, or off-highway motorcycles, login to Go Wild to access your customer dashboard and catalog.

Be safe. Get certified. Browse Classes

It's quick and it's easy. Harvest Reporting

Click & Go. Renew Now! Quick Renew

Wisconsin Department of Natural Resources
101 S. Webster Street PO Box 7921
Madison, Wisconsin 53707-7921

Secretary's Office Hotlines

Customer Service For Media

OPEN THE OUTDOORS

[Click HERE to Proceed
with Instructions](#)

For Those Who Already have a **DNR Customer Number**

- ❑ If you know you have a number and don't know what it is.
- ❑ If you know what it is.

DNR Customer Numbers can be found on:

- Hunting licenses
- Fishing licenses
- ATV licenses
- Snowmobile licenses
- Go Wild Cards

(They usually are labeled

“Customer Number” OR “Customer No.”)

Step 2: If you know you have an account you can login with your customer number and your social security number.

Click Account Lookup

go WILD WISCONSIN DEPARTMENT OF NATURAL RESOURCES

Safety Education ▾ License Fee Info ▾ Rec Vehicle Info ▾ Harvest Reporting Make a Donation Quick Sale ▾ Account Lookup

go WILD WISCONSIN DEPARTMENT OF NATURAL RESOURCES

Username [Forgot username?](#)

Password [Forgot password?](#)

Don't have one? Create a new account or use Account Lookup

Log In

2022-2023 LICENSES ARE NOW AVAILABLE

To purchase Wisconsin fishing, hunting or trapping authorities, or for online registration service for boats, ATVs, UTVs, snowmobiles, or off-highway motorcycles, login to Go Wild to access your customer dashboard and catalog.

Be safe. Get certified. [Browse Classes](#)

It's quick and it's easy. [Harvest Reporting](#)

Click & Go. Renew Now! [Quick Renew](#)

Wisconsin Department of Natural Resources
101 S. Webster Street PO Box 7921
Madison, Wisconsin 53707-7921

Secretary's Office Hotlines

Customer Service For Media

OPEN THE OUTDOORS

Step 3: If you already have a Customer Number you can sign in with that **and** the last four digits of your **Social Security Number**

Access or Create Your Account

Go Wild offers you the opportunity to create an easy to remember username and password which you can manage yourself. No longer will you have to look for your documents to find numbers to access your account. Let's begin by finding your account, then you'll have the opportunity to create your personalized account access when you reach your personal Homepage.

Enter Your Personal Information

Please enter **ONE SET** of Identifying Information.

Search by Customer Number

Customer Number *Required*

Date of Birth *Required*

ex. 01/01/2018

Last 4 of Social Security Number *Required*

Cancel Submit

Search by Social Security Number

Search by Driver's License Number

Search by Visa / Passport Number



Already have a Username & Password?

Login below

Username *Required*

Password *Required*

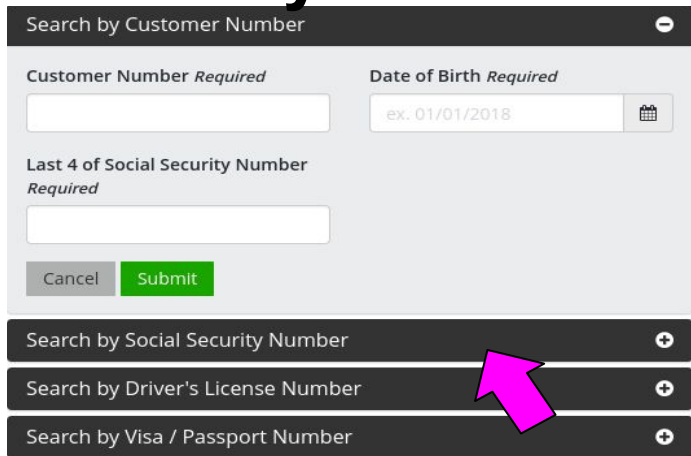
[Forgot password?](#)

Sign In

New to the Wisconsin DNR? If you've never done business with the DNR before, you'll need to create an account. This will generate your DNR customer ID number, which will appear above your name when you go to your homepage.

Create New Account

If You **Don't** know your DNR Customer Number but you know you have one you can sign in with your **full Social Security Number**



Search by Customer Number

Customer Number Required

Date of Birth Required

ex. 01/01/2018

Last 4 of Social Security Number Required

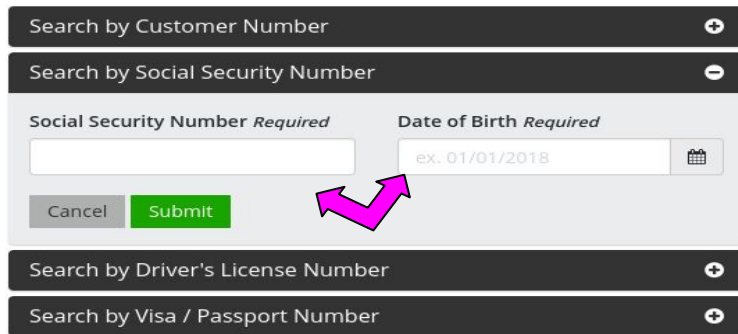
Cancel Submit

Search by Social Security Number

Search by Driver's License Number

Search by Visa / Passport Number

1. Click "Search by Social Security Number"



Search by Customer Number

Search by Social Security Number

Social Security Number Required

Date of Birth Required

ex. 01/01/2018

Cancel Submit

Search by Driver's License Number

Search by Visa / Passport Number

2. Enter the information it asks for (Social Security Number and Date of Birth)

3. Click "Submit"

Once Logged In...

- ❑ Click your preferences on the two questions it asks you
- ❑ Check your personal information and make sure it is accurate, if **not** click **NO** at the bottom and edit the incorrect information.

The Website will then take you to YOUR/person's home page

The screenshot shows the 'go WILD' website's user profile page. The header includes the logo, navigation links (Home, Catalog), a welcome message, a redacted 'Person's Name', and a shopping cart icon. The main content area features a redacted 'Person's Name' and a redacted 'DNR ID: Customer Number'. A blue banner announces that 2022 licenses are available and that the user's 2021 license is valid through March 31, 2022. A yellow banner prompts the user to click 'Purchase Products' for awarded permits. The 'My Gear' section contains a 'Preference Points' sidebar and four main tiles: 'License Catalog', 'Game Registration', 'Recreational Vehicles', and 'Safety Education'. Each tile includes a description and a button to manage or purchase related items.

go WILD Home Catalog Welcome, **Person's Name**

Hi, **Person's Name** DNR ID: **Customer Number** [View / Edit Profile](#)

2022 LICENSES ARE NOW AVAILABLE! Your 2021 license is valid thru March 31, 2022.

Click 'Purchase Products' below for your awarded and/or bonus spring turkey permits.

My Gear

Preference Points: —

Species Points

No points to display

[View All Applications](#)

License Catalog

Buy licenses, stamps, harvest authorizations, apply for a drawing, or make a donation.

[PURCHASE PRODUCTS >](#)

Game Registration

Submit a new harvest registration or CWD test. Review your harvest and test result history.

[MANAGE YOUR GAMEREG >](#)

Recreational Vehicles

Renew or register your recreational vehicle. Buy a trail pass or replacement materials.

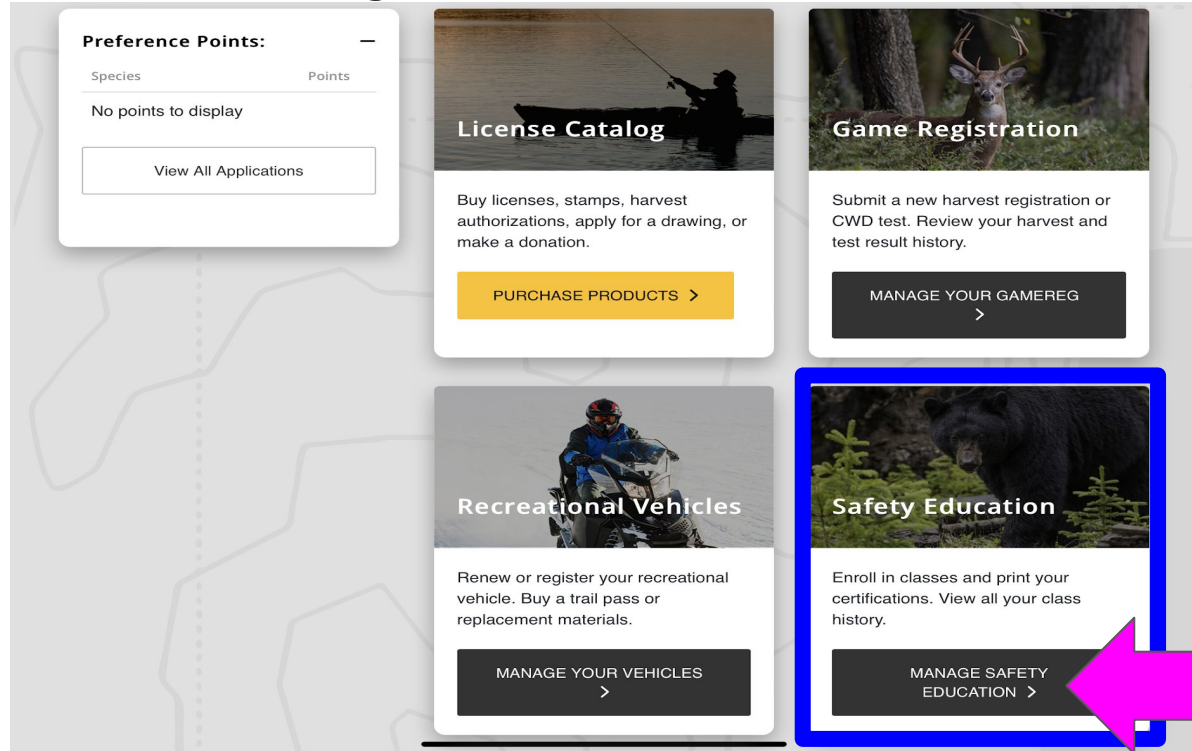
[MANAGE YOUR VEHICLES >](#)

Safety Education

Enroll in classes and print your certifications. View all your class history.

[MANAGE SAFETY EDUCATION >](#)

- ❑ Scroll Down till you get to the “Safety Education” box
- ❑ Then Click Manage





Then Click “Search for Class”

The screenshot shows the 'go WILD' website's Student Dashboard. The top navigation bar includes the 'go WILD' logo, 'Home', and 'Catalog' links. On the right, it says 'Welcome [redacted]', 'Sign out', and a 'Cart' icon with a '0' badge. The main content area is titled 'Student Dashboard' and contains several sections: a green banner about online safety education, a blue box announcing that the March 22 'Hunt for Food' course is closed due to high demand, a 'Current Classes' section stating 'You are not currently enrolled in any classes.', and a 'Print Awarded Certificates' section with a large redacted area. A pink arrow points to a green 'Search for Class' button located to the right of the 'Current Classes' section. The footer contains contact information for the Wisconsin Department of Natural Resources, links to the Secretary's Office, Hotlines, Customer Service, and For Media, and the 'OPEN THE OUTDOORS' logo.

go WILD Home Catalog

Welcome [redacted] Sign out Cart 0

Student Dashboard

Online safety education course options are [available here](#).

Due to extremely high demand, the Wisconsin Department of Natural Resources (DNR) today announced that enrollment for the March 22 [Hunt for Food](#) course is now closed.

Current Classes

You are not currently enrolled in any classes.

[Search for Class](#)

Print Awarded Certificates

[Redacted]

Wisconsin Department of Natural Resources
101 S. Webster Street PO Box 7921
Madison, Wisconsin 53707-7921

Secretary's Office Hotlines
Customer Service For Media

OPEN THE OUTDOORS

Enter “Boat” into “Course Type”

Enter “Washington” into “County”

Find a Class to Enroll In

Search

Course Type

Please Choose...

Boat

County

Statewide

Washington

Clear

Search

Done



This will be the SEARCH RESULT-It gives you the class details.(Location, Dates, Cost, etc.)

Find a Class to Enroll In

Search

Course Type

BOAT

County

WASHINGTON

Clear

Search

Results

Class	City	County	Start Date	End Date	Location	Actions
BOAT	West Bend	WASHINGTON	5/15/2023 6:00:00 PM	5/22/2023 9:00:00 PM	The class is held at the PRD building on Big Cedar Lake. , 4480 Gonring Drive, West Bend, 53095	<div>Enroll</div> <div>Detail</div>
BOAT	West Bend	WASHINGTON	6/12/2023 6:00:00 PM	6/19/2023 9:00:00 PM	The class is held at the PRD building on Big Cedar Lake. , 4480 Gonring Drive, West Bend, 53095	<div>Enroll</div> <div></div>

Total Records: 2
Showing : 1 - 2

Done

We are offering TWO sessions this year.

Class	City	County	Start Date	End Date	Location	Actions	Details
BOAT	West Bend	WASHINGTON	5/15/2023 6:00:00 PM	5/22/2023 9:00:00 PM	The class is held at the PRD building on Big Cedar Lake. , 4480 Gonring Drive, West Bend,	Enroll	▲

5/15/2023 6:00 PM - 5/15/2023 9:00 PM

The class is held at the PRD building on Big Cedar Lake. , 4480 Gonring Drive, West Bend, 53095

5/17/2023 6:00 PM - 5/17/2023 9:00 PM

The class is held at the PRD building on Big Cedar Lake. , 4480 Gonring Drive, West Bend, 53095

5/22/2023 6:00 PM - 5/22/2023 9:00 PM

The class is held at the PRD building on Big Cedar Lake. , 4480 Gonring Drive, West Bend, 53095

MARK RILEY

The class is held at the PRD building on Big Cedar Lake. You must attend all three of these dates for the certificate. Please bring your \$10 the first night of class. If you do not register online you will need a DNR customer number for anyone attending. You can obtain this number by registering on the DNR Go Wild Page. If you sign up and are unable attend please remove yourself from the class, if you cannot please call or email and we can remove you. This is only because once the class is full we cannot accept any more students and it is necessary our list is as accurate as possible. Contact BCLPRD Office at: (262)629-9322 or via email:

bigcedarlakeprd@gmail.com

\$10.00

BOAT	West Bend	WASHINGTON	6/12/2023 6:00:00 PM	6/19/2023 9:00:00 PM	The class is held at the PRD building on Big Cedar Lake. , 4480 Gonring Drive, West Bend, 53095	Enroll	▲
------	-----------	------------	----------------------	----------------------	---	------------------------	---

6/12/2023 6:00 PM - 6/12/2023 9:00 PM

The class is held at the PRD building on Big Cedar Lake. , 4480 Gonring Drive, West Bend, 53095

6/14/2023 6:00 PM - 6/14/2023 9:00 PM

The class is held at the PRD building on Big Cedar Lake. , 4480 Gonring Drive, West Bend, 53095

6/19/2023 6:00 PM - 6/19/2023 9:00 PM

The class is held at the PRD building on Big Cedar Lake. , 4480 Gonring Drive, West Bend, 53095

MARK RILEY

The class is held at the PRD building on Big Cedar Lake. You must attend all three of these dates for the certificate. Please bring your \$10 the first night of class. If you do not register online you will need a DNR customer number for anyone attending. You can obtain this number by registering on the DNR Go Wild Page. If you sign up and are unable attend please remove yourself from the class, if you cannot please call or email and we can remove you. This is only because once the class is full we cannot accept any more students and it is necessary our list is as accurate as possible. Contact BCLPRD Office at: (262)629-9322 or via email:

bigcedarlakeprd@gmail.com

To Enroll in the class Click “Enroll”

Search

Course Type

BOAT

County

WASHINGTON

Clear

Search


Results

Class	City	County	Start Date	End Date	Location	Actions	Details
BOAT	West Bend	WASHINGTON	5/15/2023 6:00:00 PM	5/22/2023 9:00:00 PM	The class is held at the PRD building on Big Cedar Lake. , 4480 Gonring Drive, West Bend, 53095	Enroll	▼
BOAT	West Bend	WASHINGTON	6/12/2023 6:00:00 PM	6/19/2023 9:00:00 PM	The class is held at the PRD building on Big Cedar Lake. , 4480 Gonring Drive, West Bend, 53095	Enroll	▼

Total Records: 2

Showing : 1 - 2

Done



The Blue notification will let you know that you/student have been enrolled in our class.

Find a Class to Enroll In

✓ Success! You have been enrolled in the class.



Search

Course Type

BOAT

County

WASHINGTON

Clear

Search