


May Newsletter

WELCOME


Spring



Memorial Park & Splash Pad

The Splash Pad at Memorial Park is now open for the season. It will be available Memorial Day through Labor Day from 10 a.m. to 8 p.m.

The Village is still seeking donations to keep our new park looking great. If you would like to donate please drop off donations at the Village office, mail or you may donate online via the QR code below.



Important Dates:

Board of Review - Tuesday May 12th, 2026 9am-11am

Notice to the Residents of the Village-Lawn Mowing

Any person owning a property within the Village shall mow all grasses and weeds exceeding six (6) inches according to ordinance 11.04 or you can be fined.

When you mow your yard, please do not mow the grass clipping into the street or gutter. Not only is this a violation of Village ordinance, it is a hazard to those using the roads and unsightly to your neighborhood. Grass clippings that are left in the street wash down the storm sewers and can affect our water quality. Please take a little extra time to clean up properly after you mow.

Office Hours:

The village office hours, unless otherwise posted, are Monday - Thursday from 7:30 a.m. until noon and 1:00 p.m. until 4:00 p.m. and Fridays from 7:30 a.m. until 11:30 a.m. The Office will closed Monday May 25th for Memorial Day.

Scheduled Meetings:


The next regular scheduled Village Board meeting will be Monday June 1st, 2026 beginning at 6:00 p.m. at the Barneveld Brigham Municipal Building. The deadline to be placed on the agenda is noon the Thursday before the meeting unless otherwise posted.

Notice to the Residents of the Village-Pet Owners

Help keep our village clean!

Per § 87-7

It shall be unlawful for any owner, keeper or walker of any dog or cat to permit his or her dog or cat to discharge such animal's excreta upon any public or private property, other than on the owner's own private property, within the Village, if such owner, keeper or walker does not immediately thereafter remove and clean such animal's excreta from the public or private property. This section shall not apply to a person who is visually or physically handicapped.



Direct Payment and E-Bill for Utility

Would you like to have your utility bill withdrawn directly from your checking or savings account? No more late charges, no more writing checks or dropping payments in the mail or at the office.

You may also receive your utility bill statement through your email instead of in the mail. This will help save paper, postage, and the chance for it to be lost or late in the mail especially around Holidays.

If you are interested in either of these services, please make a note on your next utility payment, call the Village office 608-924-6861, or e-mail Brianna@barneveldwi.gov and we can send you the form to complete and return.



Strawberry Pretzel Salad

Ingredients

- 6 oz strawberry Jell-O
- 2 cups boiling water
- 12 Tbsp unsalted butter
- 1/4 cup granulated sugar
- 2 cups crushed salted pretzels, (about 4 cups whole pretzels)
- 8 oz package cream cheese, softened
- 1/2 cup granulated sugar
- 8 oz cool whip, thawed in the fridge
- 1 lb fresh strawberries, hulled and sliced



Directions

- Dissolve – Pre-heat oven to 350°F. Combine strawberry Jell-O with 2 cups boiling water and stir until completely dissolved. Set aside to cool to room temperature.
- Crush pretzels in a sturdy ziploc bag, using a rolling pin.
- Pretzel layer – In a medium saucepan, melt 12 Tbsp butter, then add 1/4 cup sugar and stir. Mix in crushed pretzels. Transfer to a 13x9 glass casserole dish, pressing the pretzel mix evenly over the bottom of the dish, and bake for 10 minutes at 350°F, then cool to room temperature.
- Cream layer – When pretzels have cooled, use an electric hand mixer to beat 8 oz cream cheese and 1/2 cup sugar on med/high speed until fluffy and white. Fold in 8 oz Cool Whip until no streaks of cream cheese remain. Spread mixture over cooled pretzels, spreading to the edges of the dish to create a tight seal. Refrigerate 30 min.
- Jell-O layer – Hull and slice 1 lb strawberries, then stir them into your room temperature Jell-O. Pour and spread the strawberry Jell-O mixture evenly over your cooled cream cheese layer and refrigerate until Jell-O is set (2-4 hours).

Rx Drop box

The Village of Barneveld office now has a Rx drop box for unwanted or expired medication. Stop in during office hours or you may call Chief Oyen for an appointment.

Accepted: Prescriptions (schedule II-V controlled & non-controlled substances), Vitamins, Prescription Ointments, Pet Medications, Prescription Patches, Over-the-counter Medications

Not Accepted: Needles, Inhalers, Aerosol Cans, Thermometers, Lotions or Liquids, Hydrogen Peroxide

