

*Committed to S.E.R.V.I.C.E.
Safety, Excellence, Respect, Valor, Integrity, Community, Empathy*

GARDEN CITY POLICE DEPARTMENT



2020 ANNUAL REPORT



OUR MOTTO

Committed to **S.E.R.V.I.C.E.**

Safety, Excellence, Respect, Valor, Integrity, Community, and Empathy

OUR VISION

Through our commitment to **S.E.R.V.I.C.E.** the Garden City Police Department strives to create a sense of safety and pride throughout the City.

OUR MISSION

We, the members of the Garden City Police Department, are highly skilled and compassionate law enforcement professionals who are dedicated to safety and pride in Garden City.

We empower our team to be courageous leaders by promoting active participation within our organization and community, valuing **S.E.R.V.I.C.E.** to all.

*Committed to **S.E.R.V.I.C.E.***

Safety, Excellence, Respect, Valor, Integrity, Community, Empathy



GARDEN CITY POLICE DEPARTMENT

2020 Annual Report

It is with great honor that I continue my 6th year serving as “YOUR” Chief of Police. As the Chief, I can attest to the dedication of the men and women serving in your police department. Our members strive to embrace our S.E.R.V.I.C.E. motto (Safety, Excellence, Respect, Valor, Integrity, Community and Empathy). We know that our members are some of the hardest working public safety officers in the State of Idaho, which is supported by the data in our annual report.

Calendar Year 2020: During the calendar year of 2020, the law enforcement profession experienced some challenging times, specifically related to an international pandemic (Covid-19) and the negative national narrative surrounding the death of George Floyd. As a result of Floyd’s highly publicized case, special interest groups called for the defunding of police and the movement to eliminate qualified immunity. Although the law enforcement profession on a national level was less than positive, on a state and local level the law enforcement profession was strongly supported. During 2020, I served as President of the Idaho Chiefs of Police Association (ICOPA), and we drafted the Catastrophic Injury Bill insuring the financial stability for public safety personnel gravely injured in the line of duty. The Catastrophic Injury Bill was passed by the Idaho Legislature and signed into law by Governor Little. In addition, the Garden City residents remain strong advocates of our officers and our organization. We are thankful to work in Idaho and even more thankful to serve the citizens of Garden City!

Personnel: During 2020, your Garden City Police Department employed 26 full-time police officers, three part-time police officers, five full-time civilian support personnel, and one full-time victim witness coordinator.

Animal Control: It should also be noted that in October 2019 the Garden City Police Department regained control of the management of Animal Control, after being contracted to the Idaho Humane Society for the previous 2 years (2017-2018). Accordingly, the department employs one part-time animal control officer, who is supplemented by a full-time code enforcement officer as well as the dedicated staff at Homeward Bound, who is contracted to provide the daily care for the animals.

2020 DEPARTMENT MANAGEMENT

Our team worked diligently to continue to improve and maintain a professional organizational culture and maximize the efficiencies within our department. I am extremely proud of our department as we continue to emphasize organizational pride and member-retention by utilizing a management philosophy that embraces:

- Empowerment
- “One Department-One Team” Philosophy
- Professionalism through Accountability

We have 36 members of the organization “Committed to S.E.R.V.I.C.E” and dedicated to making Garden City one of the safest cities in Idaho.

Committed to S.E.R.V.I.C.E

Safety, Excellence, Respect, Valor, Integrity, Community, Empathy

2020 CRIME REPORT

During 2020, your police department was extremely busy responding to crime reports and fostering relationships within our community. We responded to 18,682 calls for service which is a 13% increase from 2019, generated 2,826 police reports, of which 1,129 of those were offenses were reported to the National Incident Based Reporting System (NIBRS). Of the offenses/reports tracked by NIBRS, 491 resulted in arrest.

For the purpose of this report, I will summarize the 2020 Uniform Crime Report (UCR) that was reported by the NIBRS system. It is imperative that everyone understands that NIBRS collects specific data related to some, not all, criminal reports filed within a jurisdiction for the sole purpose of comparing crime throughout the United States. This data is a fraction of the work that law enforcement officers do within their community. For example, NIBRS only tracked 1,129 of the 2,826 reports completed by our officers.

Crimes: In 2019, Garden City experienced a 13.16% drop in offenses reported to NIBRS and another decrease of 6.38% in 2020. The majority of the reduction can be attributed to the 13.26% reduction in Crimes Against Persons as well as a notable 8.89% reduction in Property Crimes. The city did experience a slight increase in Crimes Against Society (Drug Crimes) of 6.25%. In addition, your Garden City Police Department worked very hard to solve reported crimes, boasting a clearance rate of 48.72%, which was a slight improvement over 2019.

Arrests: In 2020 the department experienced a 14.9% decrease in arrests for NIBRS crimes. The decrease in arrests was expected and can be attributed to the changes in recent case law (State of Idaho vs. Clarke) prohibiting the arrest of misdemeanors that do not occur in the officer's presence. This has impacted the department's response to cases involving theft, domestic violence, and driving under the influence. The Department also continues to promote the best practices outlined in *National Justice Reform*, which encourages the pre-sentence incarceration of only those offenders who are deemed a risk to society. Although offenders may not be arrested at the time of the offense does not mean that charges are not filed, and that they are not prosecuted. The officers are merely asked to weigh the offender's immediate threat to society.

2020 TRAFFIC

Accidents: In 2020 Garden City Police Department responded to 196 traffic collisions. The city has experienced a 35% reduction in collision in 2020. We would like to believe this is attributed to the decentralization of a two-officer STEP/motor team, which employs a three-prong approach (education, engineering, and enforcement). Our STEP team targets hazardous moving violations in high traffic areas in order to minimize collisions. Lowering the traffic collisions in Garden City will remain one of our department's top priorities. However, the primary cause for the reduction in accidents is likely due to the increase in citizens working from home as a result of COVID-19.

Fatality Collisions: In 2020 we met our goal of zero traffic fatalities. The department will continue to execute a three-pronged approach (enforcement, engineering, and education).

Citations: The Department conducted 4,908 traffic stops and issued 4,191 traffic citations.

Warnings: Our officers issued 904 written traffic warnings.

Committed to S.E.R.V.I.C.E
Safety, Excellence, Respect, Valor, Integrity, Community, Empathy

2021-2022 Goals

As we manage and prepare the Garden City Police Department to progress through 2021, we have prioritized several projects and established numerous organizational goals:

1. **Public Safety:** The safety of our community will always remain our highest priority. In 2022 we will continue to embrace and emphasize the SE.R.V.I.C.E. we provide our community. We will continue to explore new ways to improve our methods, maximizing our growth and ensuring accountability for our actions.
2. **Employee Retention:** One of the top priorities of my administration has been, and will continue to be, retaining our highly qualified and top performing team members. Law enforcement nationwide is facing a serious hiring crisis. It has become very difficult to identify and hire good quality candidates, therefore retaining highly qualified, loyal team members is critical. The Garden City Police Department is a great department, and we serve a great community. Our department must strive to recruit, hire, and retain great officers and team members.
3. **Physical Fitness Training Evaluations:** In 2016 we implemented mandatory physical fitness training for all of our officers. In 2021 we are revitalizing our Physical Training Program by offering sworn personnel the option of taking row tests as an alternative to the POST Physical Fitness Test. In 2020 we conducted a physical fitness trial on the row tests in accordance with the Texas Department of Public Safety standards and our sworn staff provided positive feedback. Although these tests are physically challenging, they are less strenuous on the joints in comparison to high impact running, jumping, and pushups. PT Tests will also be increased from once, to three times, annually.
4. **Community Partnerships:** The Department strives to maximize our community partnerships through sponsoring and actively participating in positive events throughout the community (i.e., Rafting with the Boys and Girls Club, Shop with a Cop, softball with local businesses, Santa Parade, Trunk or Treat, basketball games with the boys and girls club, bicycle registrations at Experience Garden City). In addition, in 2022 the department will work with the local business and neighborhood communities to develop a national night out event in August 2022.
5. **Emphasize the Department S.E.R.V.I.C.E brand:** In 2015-2016, the Garden City Police Department, with the assistance of the City Council and the citizens of Garden City, adopted new core values, a new mission statement, and a new SE.R.V.I.C.E. motto. We have embraced our SE.R.V.I.C.E. model and have incorporated it into our daily work and deployment philosophy.
6. **Succession Planning/Training:** We are dedicated to providing professional development opportunities for team members in an attempt to prepare the future leaders of your Garden City Police Department. We are encouraging our current commanders to take a less active role in the daily decision-making and empowering supervisors and tenured staff to make decisions at the lowest possible level. In 2016, I implemented a mandatory commander rotation every two years with the goal of improving efficiencies, minimizing burn out, and

Committed to S.E.R.V.I.C.E

Safety, Excellence, Respect, Valor, Integrity, Community, Empathy


ensuring commanders sustain patrol/emergency response aptitude. In April 2022, the department will rotate the administrative and patrol commander.

Over the next 3-5 years, the department is expected to experience a significant number of retirements at the sergeant and command level. It remains my goal to ensure that the department has stability at the midlevel (Sergeant) and command level (Lieutenant). In 2022 we will begin to focus training on supervision, accountability, and command and control. Our supervisory team will continue to monitor best police practices and evaluate the department processes to ensure our department remains effective and efficient.

It is my honor to serve as your Chief of Police for the Garden City Police Department. "YOUR" police department is an extremely busy department, and we are proud to serve you. It is our goal to protect our great community and its citizens, while providing the best possible law enforcement "S.E.R.V.I.C.E.".

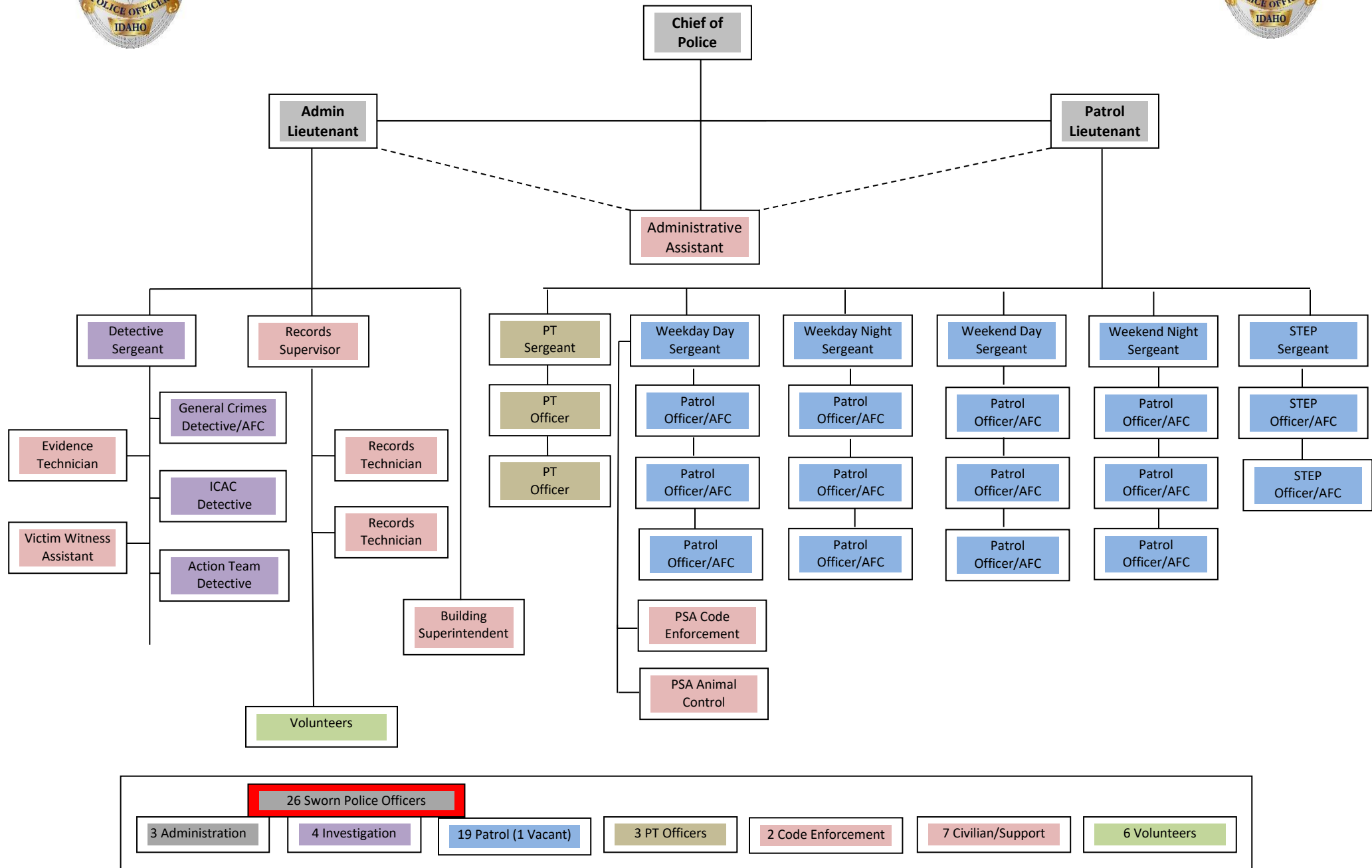
Rick Allen

Rick Allen
Chief of Police





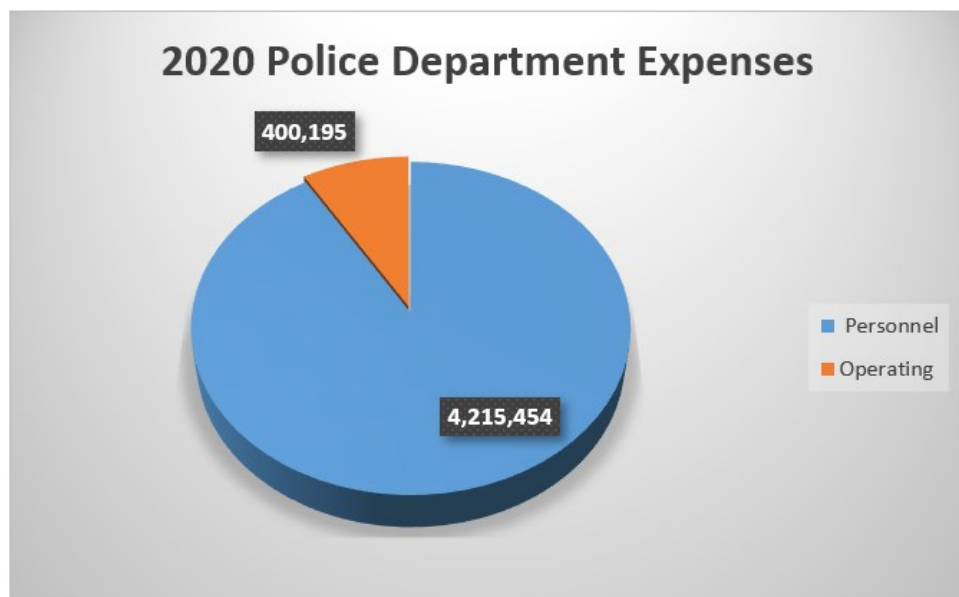
Garden City Police Department 2020-2021 Organizational Chart



Committed to S.E.R.V.I.C.E.
Safety, Excellence, Respect, Valor, Integrity, Community, Empathy

2020 Budget

POLICE DEPARTMENT BUDGET TO ACTUAL						
	2018 Budget	2018 Actual	2019 Budget	2019 Actual	2020 Budget	2020 Actual
REVENUE	\$258,700	\$272,129	\$278,700	\$284,337	\$273,200	\$237,571
Police Department Expenses						
<i>Personnel</i>	3,904,416	3,710,744	4,091,334	3,950,605	4,461,153	4,215,454
<i>Operating</i>	661,100	584,700	663,000	622,297	458,750	400,195
Code Enforcement Expenses						
<i>Personnel</i>	Included in	PD Budget	Included in	PD Budget	129,488	76,781
<i>Operating</i>	Included in	PD Budget	Included in	PD Budget	14,750	34,732
TOTAL EXPENSES	\$4,565,516	\$4,295,444	\$4,754,334	\$4,572,903	\$5,064,142	\$4,727,162



Trunk or Treat 2020

Although COVID-19 made it difficult to have a true GCPD Trunk or Treat, we were still able to have some fun at The Riverside Hotel's Drive-By Trunk or Treat!



Agency Crime Summary Report (Jan. 2020-Dec. 2020)

Offenses—Group “A”

Group "A"	Offenses Reported	Offenses Cleared	Offenses Reported Last Year
Murder	1	1	0
Negligent Manslaughter	0	0	0
Justifiable Homicide	0	0	0
Rape	9	2	10
Robbery	3	2	4
Aggravated Assault	86	48	48
Burglary	49	14	52
Larceny	202	52	229
Motor Vehicle Theft	35	16	15
Arson	1	0	4
Simple Assault	175	88	279
Intimidation	22	8	10
Bribery	0	0	0
Counterfeiting/Forgery	20	2	16
Vandalism	99	20	130
Drug/Narcotic Violations	166	146	152
Drug Equipment Violations	141	123	137
Embezzlement	1	0	5
Extortion/Blackmail	1	0	3
Fraud	62	7	70
Gambling	0	0	0
Kidnapping	6	3	0
Pornography	2	1	4
Prostitution	0	0	0
Sodomy	1	0	0

Agency Crime Summary Report (Jan. 2020-Dec. 2020)

Offenses—Group “A” ... continued

Group "A"	Offenses Reported	Offenses Cleared	Offenses Reported Last Year
Sexual Assault w/Object	0	0	0
Fondling	14	1	11
Incest	0	0	0
Statutory Rape	0	0	4
Stolen Property	19	11	12
Weapons Law Violations	14	5	11
Human Trafficking, Commercial Sex Acts	0	0	0
Human Trafficking, Involuntary Servitude	0	0	0
Animal Cruelty	0	0	0
Total Group "A"	1,129	550	1,206

Agency Crime Summary Report (Jan. 2020—Dec. 2020)

Arrests—Group “A”

(1, 1, 2019-12, 31, 2020)

Group "A"	Adult	Juvenile	Unknown	Total Arrests	Arrests Reported Last Year
Murder	1	0	0	1	0
Negligent Manslaughter	0	0	0	0	0
Justifiable Homicide	0	0	0	0	0
Rape	0	0	0	0	0
Robbery	2	1	1	4	1
Aggravated Assault	27	0	0	27	15
Burglary	7	1	0	8	5
Larceny	32	1	0	33	38
Motor Vehicle Theft	3	0	0	3	1
Arson	0	0	0	0	2
Simple Assault	36	4	0	40	63
Intimidation	2	0	0	2	1
Bribery	0	0	0	0	0
Counterfeiting/Forgery	0	0	0	0	1
Vandalism	3	0	0	3	7
Drug/Narcotic Violations	112	2	0	114	83
Drug Equipment Violations	49	1	0	50	53
Embezzlement	0	0	0	0	0
Extortion/Blackmail	0	0	0	0	0
Fraud	0	0	0	0	6
Gambling	0	0	0	0	0
Kidnapping	1	0	0	1	0
Pornography	0	0	0	0	0
Prostitution	0	0	0	0	0
Sodomy	0	0	0	0	0

Agency Crime Summary Report (Jan. 2020—Dec. 2020)

Arrests—Group “A” ... continued

(1/1/2019-12/31/2020)

Group "A"	Adult	Juvenile	Unknown	Total Arrests	Arrests Reported Last Year
Sexual Assault w/Object	0	0	0	0	0
Fondling	0	0	0	0	1
Incest	0	0	0	0	0
Statutory Rape	0	0	0	0	2
Stolen Property	3	0	0	3	3
Weapons Law Violations	1	0	0	1	3
Human Trafficking, Commercial Sex Acts	0	0	0	0	0
Human Trafficking, Involuntary Servitude	0	0	0	0	0
Animal Cruelty	0	0	0	0	0
Total Group A Arrests	279	10	1	290	285

Agency Crime Summary Report (Jan. 2020-Dec. 2020)

Arrests—Group “B”; Total Offenses

Group "B" Arrests	Adult	Juvenile	Unknown	Total Arrests	Arrests Reported Last Year
Bad Checks	1	0	0	1	2
Curfew/Vagrancy	0	0	0	0	0
Disorderly Conduct	7	0	0	7	8
DUI	57	1	0	58	53
Drunkenness	0	0	0	0	3
Family Offenses-nonviolent	3	0	0	3	5
Liquor Law Violations	3	0	0	3	6
Peeping Tom	0	0	0	0	0
Runaways	0	0	0	0	0
Trespass	15	0	0	15	13
All Other Offenses	106	8	0	114	202
Total Group B Arrests	192	9	0	201	292

Total Offenses and Arrests 2020

Total Offenses	1,129	Clearance Rate	48.72%
% change from last year	-6.38%	Last years rate	48.09%
Total Arrests	491	Hate Crime Offenses	0
% change from last year	-14.9%	Law Officers Assaulted	9
Group A Crime Rate per 100,000 Population :	9342.93	Summary based reporting Crime Rate per 100,000 Population :	3194.31
Arrest Rate per 100,000 Population :	4063.22		

Crime Against Property

492 - This year
 540 - Last year
 -8.89% - Percent Change

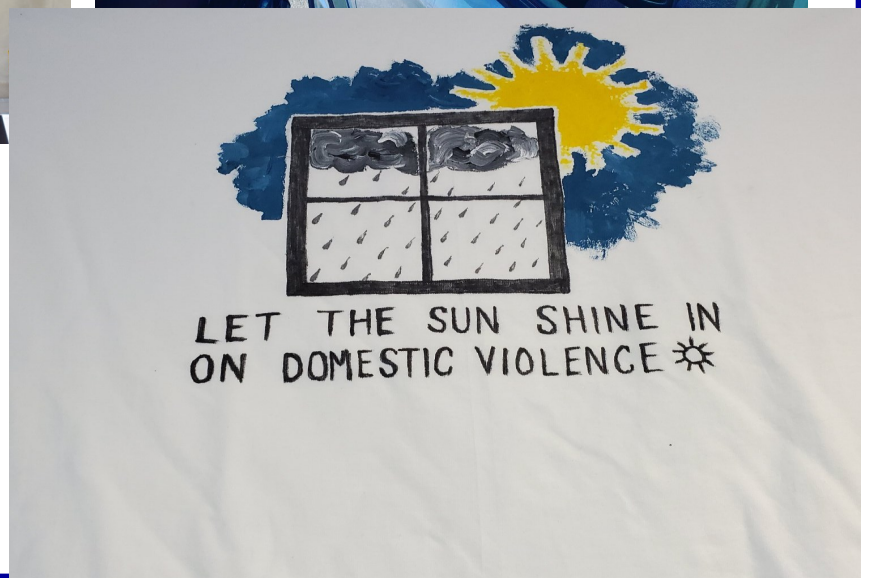
Crime Against Society

323 - This year
 304 - Last year
 6.25% - Percent Change

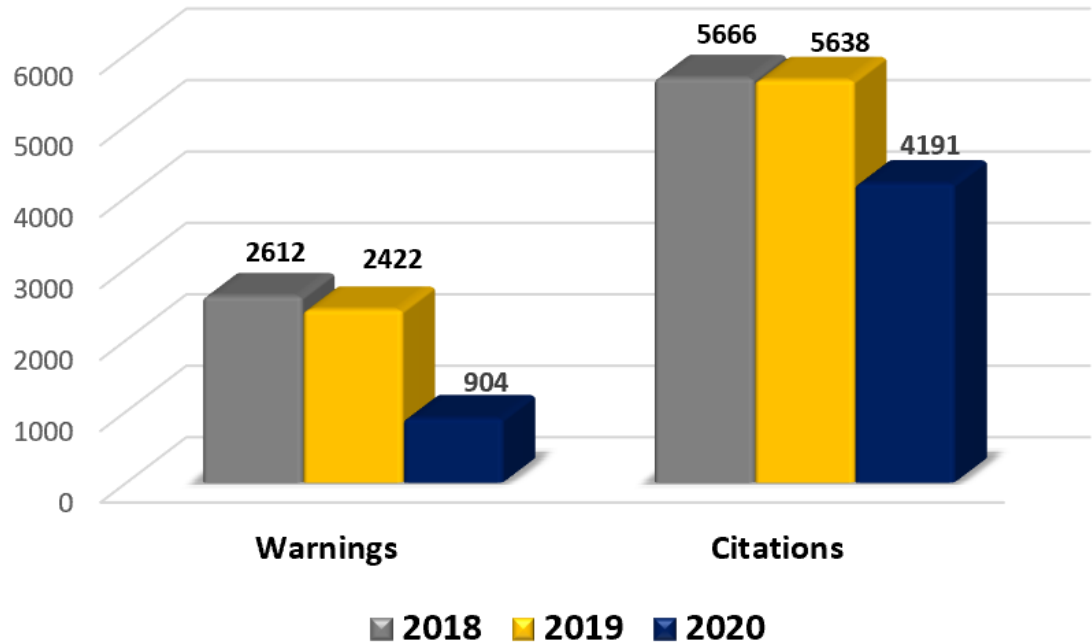
Crime Against Person

314 - This year
 362 - Last year
 -13.26% - Percent Change

Community Involvement



Citations



In 2020, Garden City had **4,908** traffic stops.

A total:

4,191 citations written

904 citations written were warnings

Top 3 charges for citations:

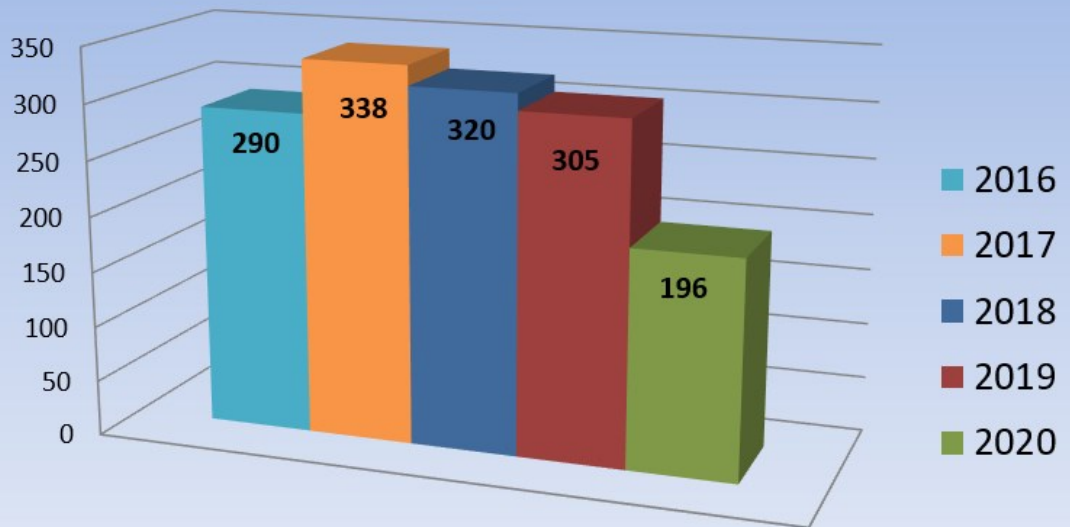
1) Speeding—41.8%

2) No Proof of Insurance—12.2%

3) Registration Violations—10.5%

Accident Trends for 2020

ANNUAL ACCIDENTS - 5 Year Trend



Top Types of Accidents:

- ◆ Rear End—42.25%
- ◆ Angle—16.04%
- ◆ Side Swipe—11.32%

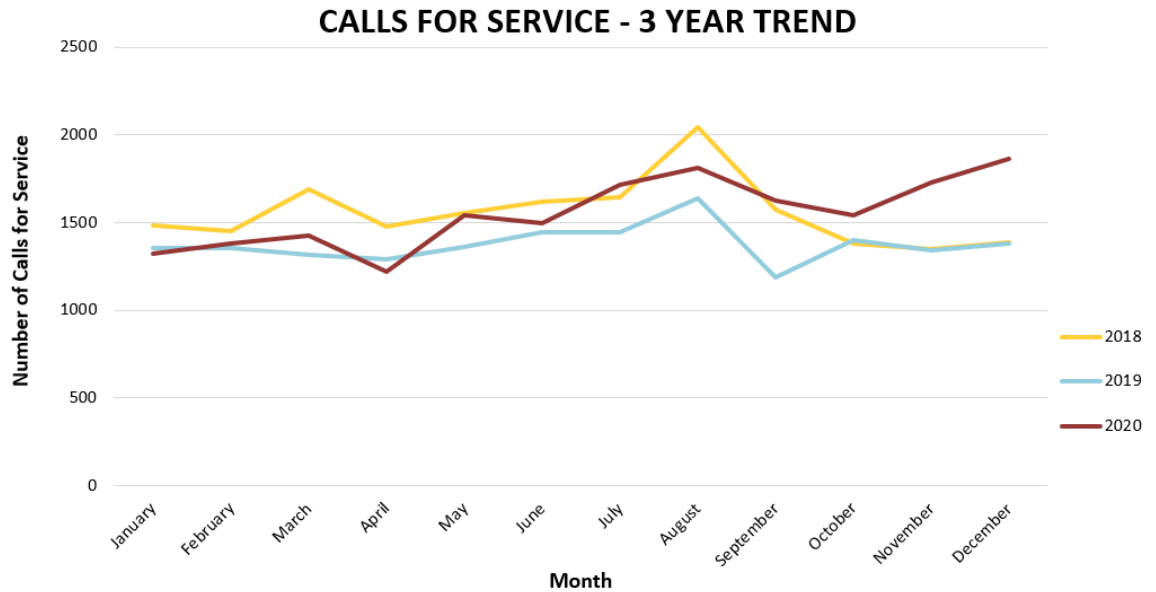
Top Contributing Circumstances:

- ◆ Following Too Close — 20.17%
- ◆ Failed to Yield — 19.33%
- ◆ Inattention — 14.29%

Top Locations:

- ◆ Chinden/Glenwood
- ◆ VMP/Chinden
- ◆ Glenwood/Marigold

2020 Calls for Service

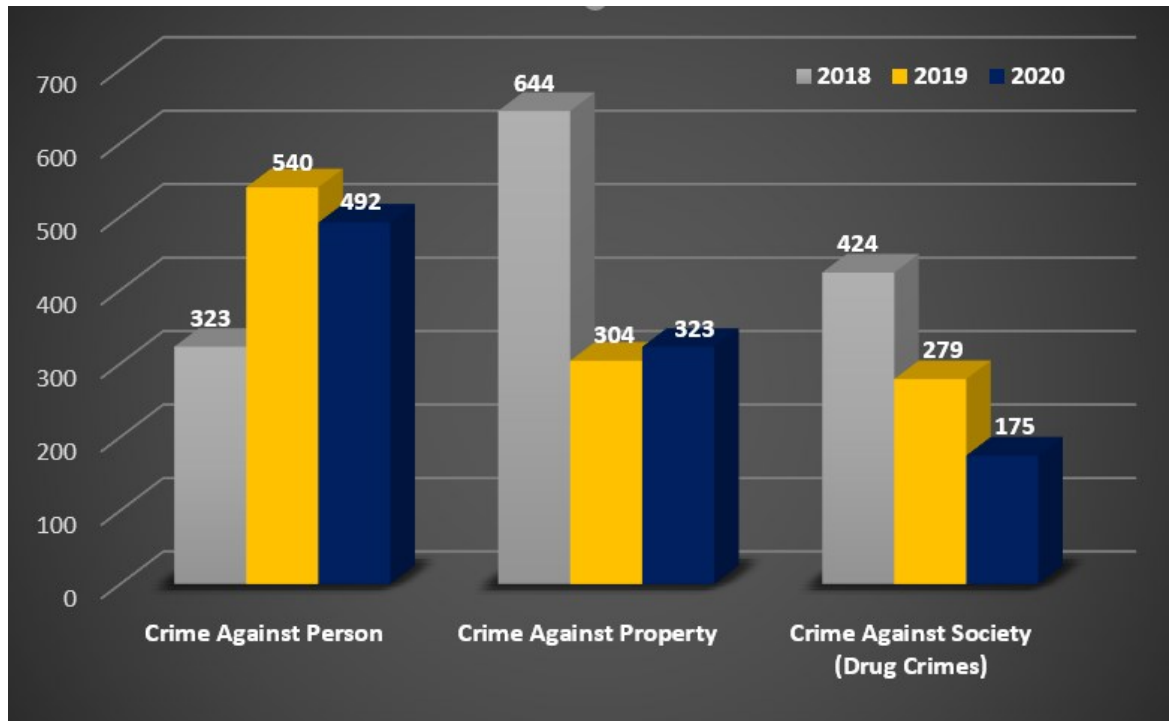


GCPD Calls for Service

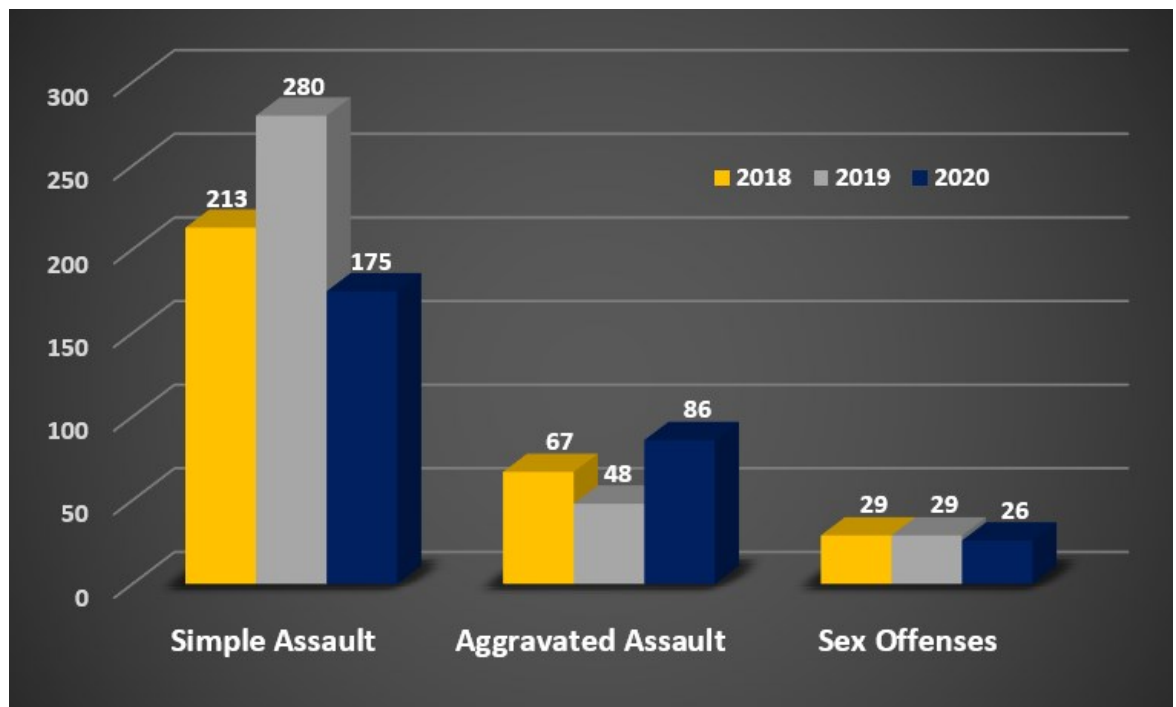
Month	2018	2019	2020
January	1482	1358	1324
February	1454	1353	1382
March	1690	1317	1428
April	1475	1289	1219
May	1556	1360	1542
June	1620	1444	1500
July	1648	1443	1718
August	2044	1640	1810
September	1577	1191	1623
October	1384	1403	1545
November	1348	1343	1729
December	1389	1384	1862
Total	18667	16525	18682

2020 Crime Statistics

Total Number of Crimes — 3 Year Trend

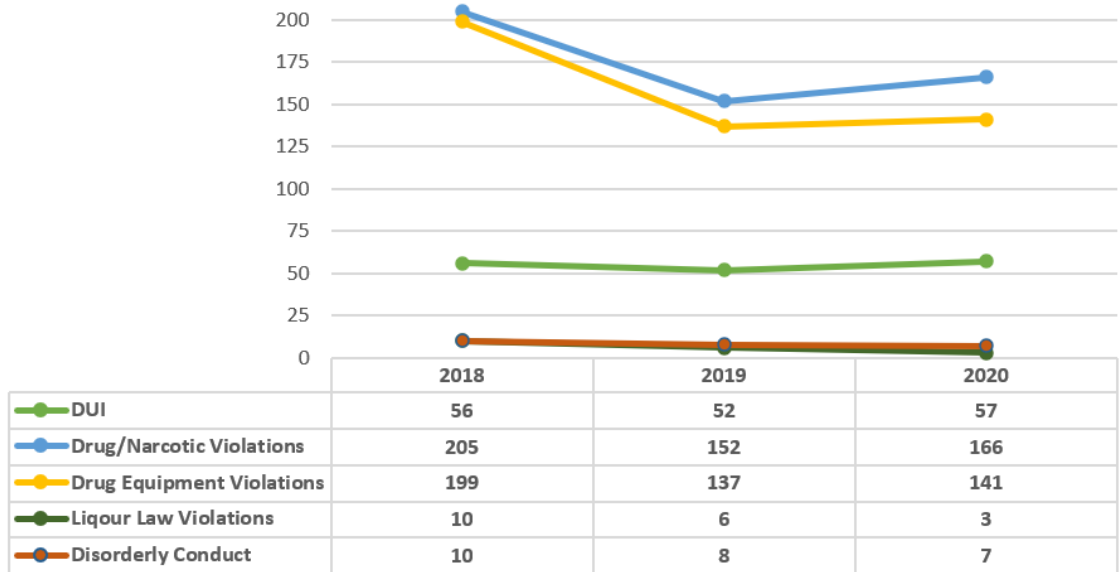


Violent Crimes — 3 Year Trend

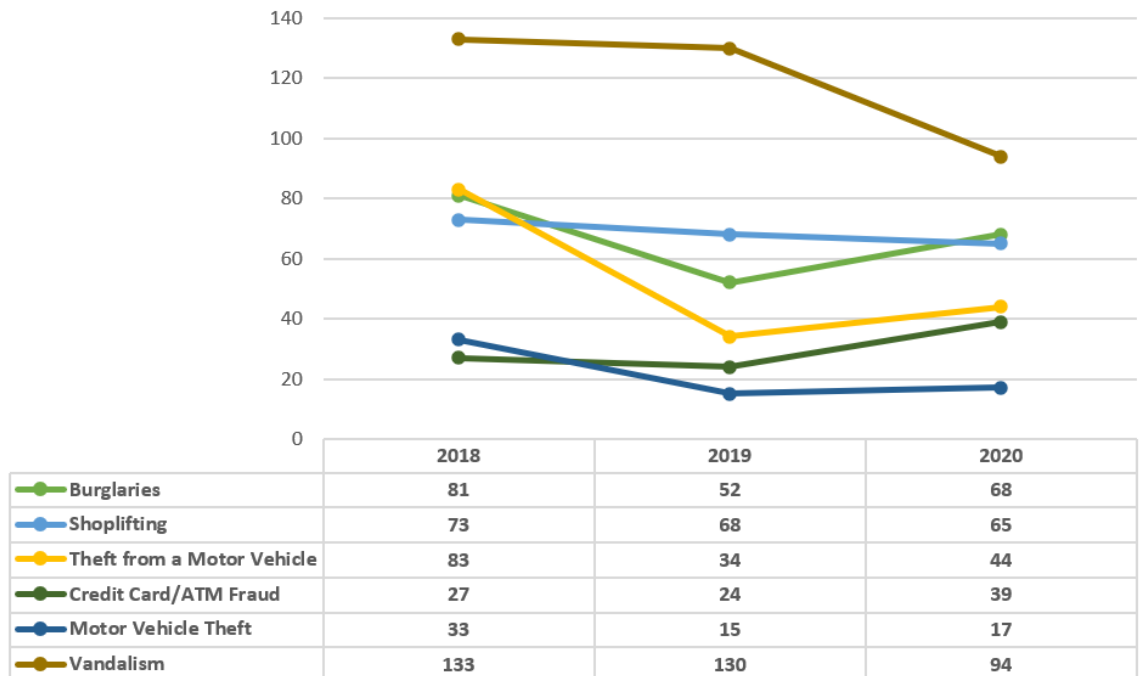


2020 Crime Statistics

Society Crimes



Property Crimes



Community Involvement

