



Village of Millbrook 35 Merritt Ave
05.08.18 6:30 PM

Board of Trustees

05.08.2018
Agenda

Village of Millbrook
Village Hall – Board of Trustees
May 8, 2018 6:30pm
Draft

1. **Open meeting** – Pledge of Allegiance
2. **Administrative Business:**
 - a. Acceptance of Minutes 4/10/2018, 4/24/2018
3. **New Business:**
 - a. Kathy Edmonds
 - b. Rich Rennia – proposal to become Village Planner
 - c. **Designed Solution for Intersection** – Kay Vanderlyn, Dennis, Patrick
 - d. Tax Cap Form and Compliance – submitted
 - e. Arbor Day Proclamation
4. **Old business:**
 - a. SEQR requirements adopted for WTP filtration project
 - b. Resolution – employees in the State Retirement program
 - c. Bids for new ambulance – 7pm
5. **Department Reports:** *(first meeting of month only)*
 - a. FD/Rescue – Matthew Rochfort, Ted Bownas and Laurie Olsen
 - b. Police – OIC Jared Witt
 - c. Highway – Bob Collocola – FEMA payment
 - d. Water/Sewer – Scott Osborne
 - e. Treasurer – Sarah Witt
6. **Board Member Updates:**
 - a. Deputy Mayor - Joe Rochfort
 - b. Trustee Brian Hicks
 - c. Trustee Mike Herzog
 - d. Trustee Kyle Van De Water
7. **Mayoral updates**
8. **Public Participation**
9. **Executive Session**
10. **Adjournment**
11. **Auditing of Bills**



Arbor Day
Proclamation

A Proclamation

Village of Millbrook Arbor Day

WHEREAS: The first Arbor Day was celebrated in 1872 in Nebraska as special day for planting trees and has grown to thousands of celebrations in communities across our nation each year; and

WHEREAS: Community partners, families and friends will be joined together at local Arbor Day ceremonies and at a statewide celebration to recognize the benefits of trees and urban forests; and

WHEREAS: Trees will be planted across the state and showcased in the Village of Millbrook, www.villageofmillbrookny.com, creating a lasting legacy for future generations; and

WHEREAS: Trees improve water quality and quantity, reduce the erosion of precious topsoil, increase property values and economic vitality in business areas, provide shade, cleanse the air, create habitat for wildlife and add beauty to communities; and

WHEREAS: Trees Promote outdoor recreation which improves human health and well-being and reduces “Natural-Deficit Disorder” in children by encouraging more activity and connection to the natural world; and

WHEREAS: All of New York benefits from forestry, which contributes annually to our state’s economy and provides employment for more people; now

THEREFORE: I, RODNEY BROWN, Mayor of the Village of Millbrook, do hereby proclaim April 27, 2018, as ARBOR DAY in the Village of Millbrook and encourage our citizens to plant trees thus leaving a legacy for present and future generations.

In witness thereof, I have hereunto set my hand and caused the Seal of the Village of Millbrook to be affixed this 8th day of May in the year two thousand eighteen.



Office of the New York State Comptroller
 New York State and Local Retirement System
 Employees' Retirement System
 Police and Fire Retirement System
 110 State Street, Albany, New York 12244-0001

Standard Work Day and Reporting Resolution for Elected and Appointed Officials

RS 2417-A
 (Rev. 8/15)

BE IT RESOLVED, that the Village of Millbrook / 40214 hereby establishes the following standard work days for these titles and
(Name of Employer) (Location Code)

will report the officials to the New York State and Local Retirement System based on their record of activities:

Title	Standard Work Day (Hrs/day) Min. 6 hrs Max. 8 hrs	Name (First and Last)	Social Security Number (Last 4 digits)	Registration Number	Tier 1 (Check only if member is in Tier 1)	Current Term Begin & End Dates (mm/dd/yy-mm/dd/yy)	Record of Activities Result*	Not Submitted (Check only if official did not submit their Record of Activities)
Elected Officials								
Deputy Mayor	6	Joseph Rochfort	0187	3968108-5	<input type="checkbox"/>	01/01/17-12/31/20		<input checked="" type="checkbox"/>
					<input type="checkbox"/>			<input type="checkbox"/>
					<input type="checkbox"/>			<input type="checkbox"/>
Appointed Officials								
DPW Superintendent	8	Robert Collacola	0738	4156025-1	<input type="checkbox"/>	1/1/18 - 12/31/18	20	<input type="checkbox"/>
Building Inspector	6	Kenneth McLaughlin	4413	3597459-1	<input type="checkbox"/>	1/1/18 - 12/31/18		<input checked="" type="checkbox"/>
					<input type="checkbox"/>			<input type="checkbox"/>


SEE INSTRUCTIONS FOR COMPLETING FORM ON REVERSE SIDE

I, Sarah Witt, secretary/clerk of the governing board of the Village of Millbrook, of the State of New York,
(Name of secretary or clerk) (Circle one) (Name of Employer)
 do hereby certify that I have compared the foregoing with the original resolution passed by such board at a legally convened meeting held on the 8th day of May, 2018 on file as part of the minutes of such meeting, and that same is a true copy thereof and the whole of such original.

IN WITNESS WHEREOF, I have hereunto set my hand and the seal of the Village of Millbrook on this day of , 20 ,
(Name of Employer)
(Signature of the secretary or clerk)

Affidavit of Posting: I, Sarah Witt, being duly sworn, deposes and says that the posting of the
(Name of secretary or clerk)
 Resolution began on 05/08/2018 and continued for at least 30 days. That the Resolution was available to the public on the
(Date)

- Employer's website at www.villageofmillbrookny.com
- Official sign board at 35 Merritt Ave Millbrook NY 12545
- Main entrance secretary or clerk's office at 35 Merritt Ave Millbrook NY 12545



Fire
Department-
April Report

Millbrook Fire Department

April 2018

Automatic Fire Alarm	11
EMS Call	42
Auto Accident	2
Brush Fire	1
Mutual Aid	2
Wire Down	1
Service Call	2
<u>Carbon Monoxide Detector</u>	<u>1</u>
Total Incidents	62

EMS Responses

NDP	30
MFD Rescue	11
ALS/Mutual Aid	10

V.M.P.D. Monthly Report April 2018

72 Calls for Service (including, but not limited to):

TRAFFIC

Traffic Tickets: 4 Parking Tickets: 12 Abandoned Vehicle: 1 Disabled Vehicle: 3
Auto Accidents: Property Damage: 2 Hit & Run: 1 V&T Complaints: 3

ASSIST OTHER AGENCIES

Assist Other Police Agency: 2 Assist Fire Dept: 1 Assist EMS: Village: 6; Town of Washington: 7

CRIMINAL ACTIVITY

D.W.I.: 1 Suspended License: 1 Child Abuse: 1 Disturbance: 1
Suspicious Activity: 3 Harassment: 5

PUBLIC SERVICE

Assist Citizen: 2 Vehicle Lockout: 4 Lost/Found Property: 2 Hazardous Conditions: 6
Animal Complaint: 1 Missing Child: 1 Welfare Check: 2 (School Checks: 30)

Police Dept.
Report April

JRW#6

05/08/2018



Public Works
Report
05.10.18

1. Put out flower barrels for MBA
2. Repair tennis court gate
3. Put up tennis nets
4. Removed leaves from tennis courts
5. Graded tennis court parking lot
6. Cleaned and greased all equipment
7. Removed split rail fence from Maple ave turn around
8. EZ street swept all streets
9. Straightened or replaced 8 street signs
10. Repaired street light in front of diner
11. Delivered 5 truckloads of millings to sewer plant for parking area
12. Picked up top soil and reseeded Firehouse flag area
13. Assisted VR1 with major water leak on Nine Partners Rd
14. Repaired catch basins on Front st and Church st
15. Unloaded delivery truck at sewer plant
16. Picked up new flower barrels and top soil at Millerton Agway for MBA
17. Filled pot holes
18. Put up Tree city flag
19. Continued brush pickup

Water Report

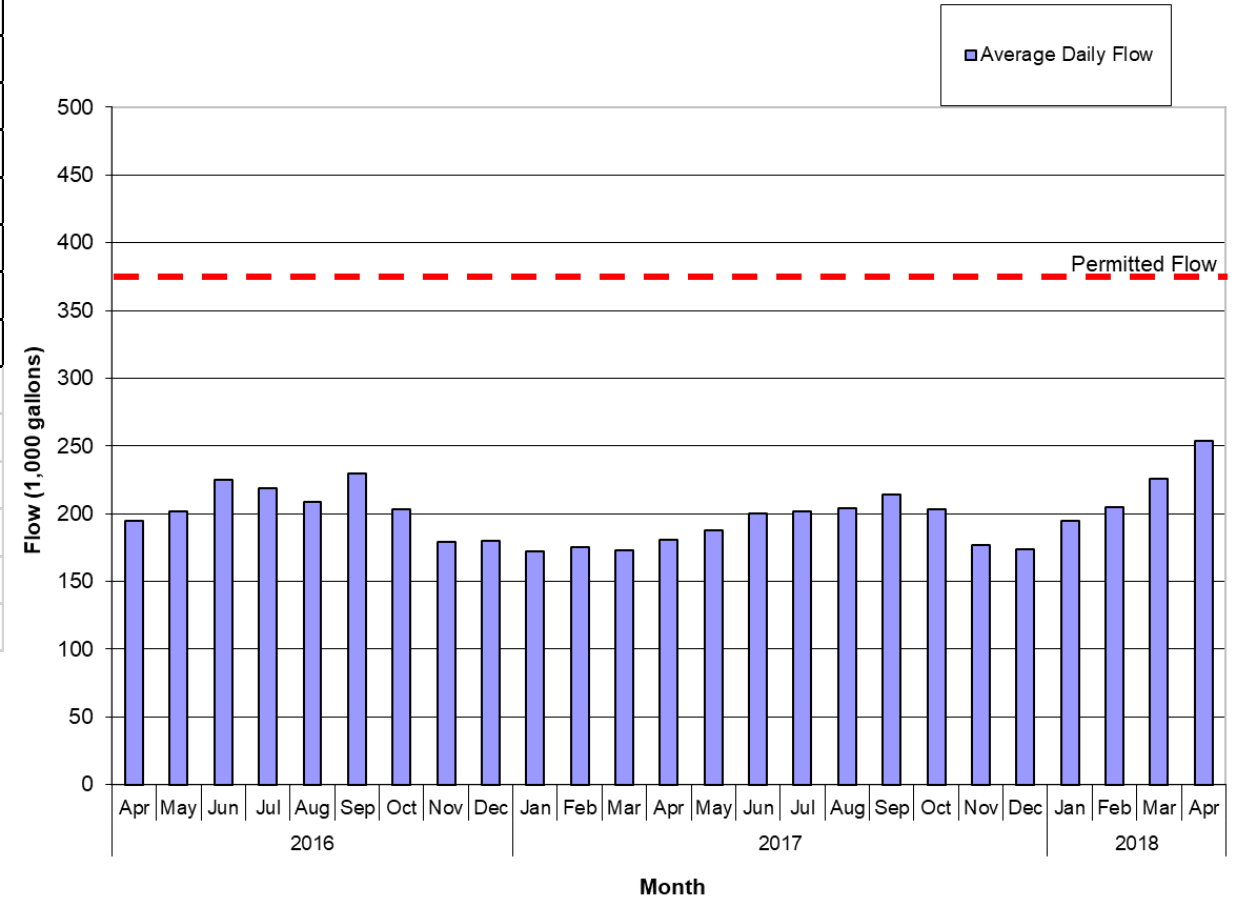
Village of Millbrook

Monthly Water System Report

May 2018

	April	March	February
Total Water Produced	7,625,000	7,015,000	5,735,000
Average Daily Flow	254,000	226,000	205,000
Peak Day Flow	325,000	300,000	295,000
Sampling Results:			
Total Coliform	Absent	Absent	Absent
* Results not in compliance			
Comments:			
1) Monthly sampling and maintenance			
2) Leak on Nine Partners Ln - NYRural Water out to assist in locating leak			
3) Hydrant flushing scheduled for week of May 14th			

Millbrook Water



Sewer Report

Village of Millbrook

Wastewater Treatment Plant Operations Report

May 2018

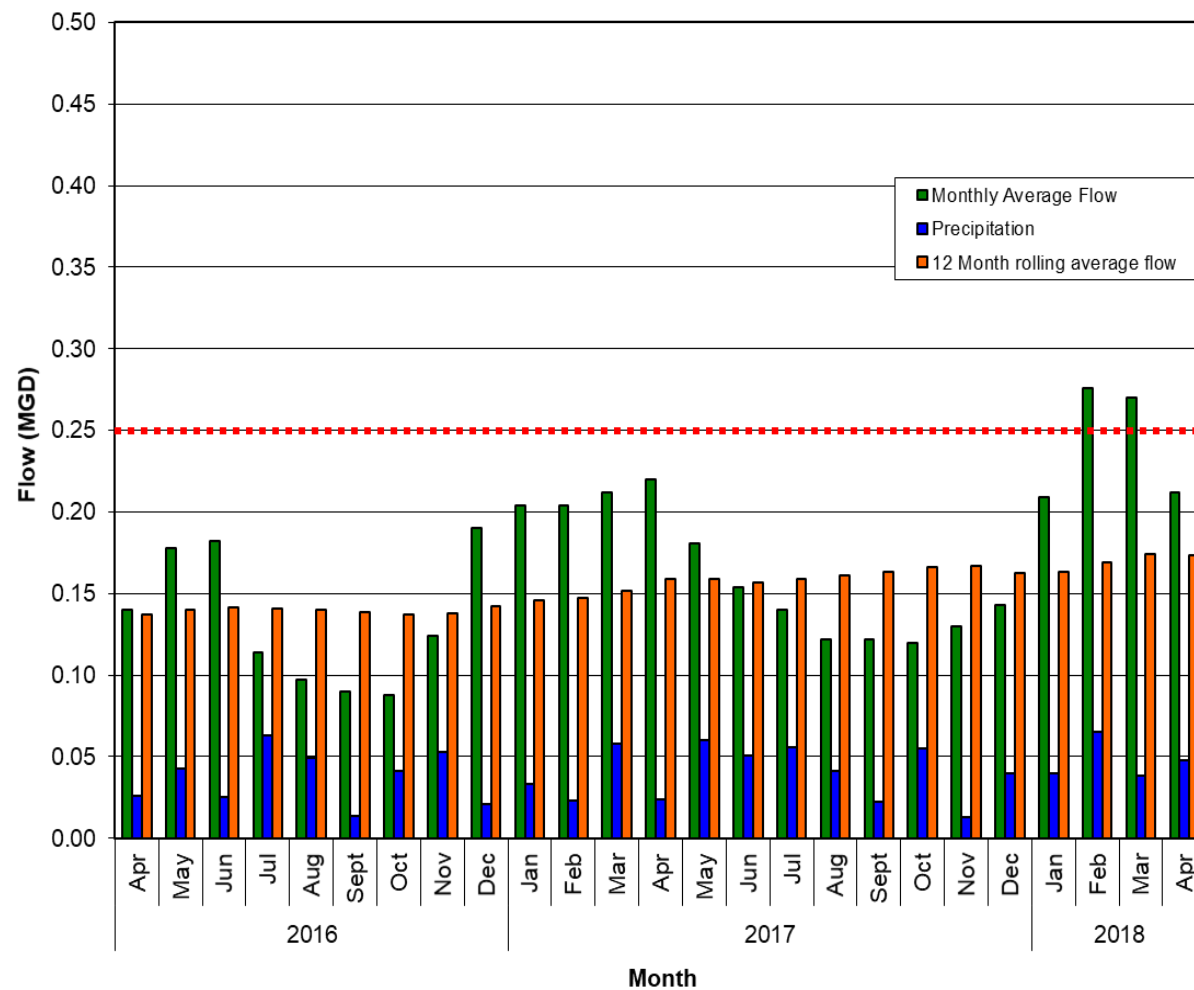
	April	March	February	Permit Limit
Total Effluent Flow	6,344,289	8,384,395	7,740,492	N/A
Average Daily Flow	211,500	270,500	276,400	N/A
12-Month Rolling AVG	173,000	174,000	169,000	250,000
Peak Daily Flow	271,392	366,641	440,963	N/A
Precipitation (inches as liquid)	4.80	3.8	6.5	N/A
SPDES Permit Samples: (mg/l)				
BOD	mg/l	5 mg/l	4 mg/l	15 mg/l
Percent Removal	%	98 %	98 %	85 %
Total Suspended Solids	mg/l	5 mg/l	2 mg/l	15 mg/l
Percent Removal	%	96 %	99 %	85 %
TKN as N	mg/l	2.2 mg/l	1.1 mg/l	8 mg/l
Fecal Coliform	N/A	N/A	N/A	200 /100ml

* Exceeds permit limit

Comments:

- 1) Performed all monthly sampling and maintenance
- 2) Replaced check valve for pump #1 at Bennett PS
- 3) Cleaning filter beds
- 4) EarthCare and Royal hauled sludge
- 5) ORF meter replaced
- 6) Sewer lateral replacement on Haight Ave

Millbrook WWTP



Treasurer Reports

Expense Control Report- will
be posted online by Friday

Revenue Report- will be
posted online by Friday

Bank Balances

Voucher Totals

VILLAGE OF MILLBROOK

Expense Control Report

Fiscal Year: 2018 Period From: 6 To: 5

		Curr. Month Total Expended	Original Budget	YTD Adjusted Budget	YTD Actual Expended	YTD Unexpended Balance	YTD Encumbered	YTD Available Balance	Percent Exp. Balance
Fund A	GENERAL FUND								
Dept 1010	BOARD OF TRUSTEES	0.00	24,150.00	22,035.54	20,946.04	1,089.50	0.00	1,089.50	95.06
Dept 1210	MAYOR	142.85	16,080.00	18,194.46	16,490.28	1,704.18	0.00	1,704.18	90.63
Dept 1320	AUDITOR	0.00	5,000.00	5,000.00	2,500.00	2,500.00	0.00	2,500.00	50.00
Dept 1325	CLERK/TREASURER	197.72	88,145.00	84,445.00	86,162.84	(1,717.84)	0.00	(1,717.84)	102.03
Dept 1420	ATTORNEY	832.50	20,000.00	20,000.00	15,400.53	4,599.47	0.00	4,599.47	77.00
Dept 1440	ENGINEER	0.00	5,000.00	14,300.00	14,297.36	2.64	0.00	2.64	99.98
Dept 1460	RECORDS MANAGEMENT	0.00	1,500.00	1,500.00	3,179.14	(1,679.14)	0.00	(1,679.14)	211.94
Dept 1621	THORNE BUILDING	47.23	5,000.00	5,000.00	983.14	4,016.86	0.00	4,016.86	19.66
Dept 1622	COMMUNITY CENTER	1,713.28	35,500.00	35,500.00	33,415.13	2,084.87	0.00	2,084.87	94.13
Dept 1640	CENTRAL GARAGE	1,043.16	43,500.00	43,500.00	44,110.44	(610.44)	0.00	(610.44)	101.40
Dept 1660	CENTRAL STOREROOM	117.38	4,000.00	4,000.00	4,022.57	(22.57)	0.00	(22.57)	100.56
Dept 1670	CENTRAL MAILING	181.50	3,500.00	3,500.00	3,253.01	246.99	0.00	246.99	92.94
Dept 1680	CENTRAL DATA PROCESSING	0.00	6,000.00	9,700.00	10,272.86	(572.86)	0.00	(572.86)	105.91
Dept 1910	UNALLOCATED INSURANCE	0.00	30,000.00	43,944.59	43,944.59	0.00	0.00	0.00	100.00
Dept 1920	MUNICIPAL ASSOCIATION DUES	0.00	1,000.00	1,000.00	957.00	43.00	0.00	43.00	95.70
Dept 1950	TAXES ON VILLAGE PROPERTY	0.00	5,100.00	5,100.00	5,016.73	83.27	0.00	83.27	98.37
Dept 1990	CONTINGENCY	0.00	5,000.00	5,000.00	4,780.00	220.00	0.00	220.00	95.60
Dept 3120	POLICE DEPARTMENT	233.97	121,250.00	121,250.00	103,125.82	18,124.18	0.00	18,124.18	85.05
Dept 3410	FIRE DEPARTMENT	11,181.37	282,000.00	276,055.41	180,792.95	95,262.46	0.00	95,262.46	65.49
Dept 3620	BUILDING INSPECTOR	393.66	14,080.00	14,080.00	13,201.55	878.45	0.00	878.45	93.76
Dept 4540	AMBULANCE	21,755.18	245,000.00	245,000.00	222,333.45	22,666.55	0.00	22,666.55	90.75
Dept 5110	STREET MAINTENANCE	2,084.12	302,100.00	312,100.00	182,073.40	130,026.60	0.00	130,026.60	58.34
Dept 5112	SIDEWALK	0.00	30,000.00	12,700.00	15,533.01	(2,833.01)	0.00	(2,833.01)	122.31
Dept 5142	SNOW REMOVAL	27,637.50	40,800.00	30,800.00	46,967.07	(16,167.07)	0.00	(16,167.07)	152.49
Dept 5182	STREET LIGHTING	2,544.19	30,000.00	30,000.00	30,052.75	(52.75)	0.00	(52.75)	100.18
Dept 8010	ZONING BOARD OF APPEALS	0.00	1,870.00	1,849.26	1,220.75	628.51	0.00	628.51	66.01
Dept 8020	PLANNING BOARD	0.00	8,180.00	8,200.74	4,345.02	3,855.72	0.00	3,855.72	52.98
Dept 8160	REFUSE COLLECTION	140.08	1,800.00	1,800.00	1,536.80	263.20	0.00	263.20	85.38
Dept 8560	SHADE TREES	880.00	3,000.00	3,000.00	(9,120.00)	12,120.00	0.00	12,120.00	(304.00)
Dept 9010	STATE RETIREMENT	0.00	39,000.00	39,000.00	31,922.00	7,078.00	0.00	7,078.00	81.85
Dept 9015	POLICE RETIREMENT	0.00	10,000.00	10,000.00	9,784.00	216.00	0.00	216.00	97.84
Dept 9040	WORKER'S COMPENSATION	0.00	10,000.00	10,000.00	3,631.00	6,369.00	0.00	6,369.00	36.31
Dept 9055	DISABILITY INSURANCE	0.00	1,000.00	1,000.00	698.40	301.60	0.00	301.60	69.84

Expense
Report

VILLAGE OF MILLBROOK

Expense Control Report

Fiscal Year: 2018 Period From: 6 To: 5

		Curr. Month Total Expended	Original Budget	YTD Adjusted Budget	YTD Actual Expended	YTD Unexpended Balance	YTD Encumbered	YTD Available Balance	Percent Exp. Balance
Fund A	GENERAL FUND								
Dept 9060	HEALTH INSURANCE	30.00	80,000.00	80,000.00	72,412.25	7,587.75	0.00	7,587.75	90.52
Dept 9710	SERIAL BOND	0.00	83,000.00	83,000.00	64,032.00	18,968.00	0.00	18,968.00	77.15
Dept 9720	STATUTORY INSTALLMENT BOND	0.00	13,380.00	13,380.00	13,379.88	0.12	0.00	0.12	100.00
Total Fund A	GENERAL FUND	71,155.69	1,614,935.00	1,614,935.00	1,297,653.76	317,281.24	0.00	317,281.24	80.35
Fund F	WATER FUND								
Dept 1910	UNALLOCATED INSURANCE	0.00	10,000.00	10,000.00	0.00	10,000.00	0.00	10,000.00	0.00
Dept 8310	WATER ADMINISTRATION	4,423.70	104,400.00	104,400.00	74,171.43	30,228.57	0.00	30,228.57	71.05
Dept 8320	WATER PUMP STATION	1,355.02	24,000.00	24,000.00	17,153.62	6,846.38	0.00	6,846.38	71.47
Dept 8340	WATER TRANSMISSION	2,223.77	48,000.00	48,000.00	52,861.25	(4,861.25)	0.00	(4,861.25)	110.13
Dept 9720	STATUTORY INSTALLMENT BOND	0.00	25,200.00	25,200.00	24,969.65	230.35	0.00	230.35	99.09
Dept 9733	BAN-WATER TOWER	0.00	62,500.00	62,500.00	62,500.00	0.00	0.00	0.00	100.00
Total Fund F	WATER FUND	8,002.49	274,100.00	274,100.00	231,655.95	42,444.05	0.00	42,444.05	84.52
Fund G	SEWER FUND								
Dept 1950	TAXES ON VILLAGE PROPERTY	0.00	0.00	0.00	4,455.00	(4,455.00)	0.00	(4,455.00)	0.00
Dept 8110	SEWER ADMINISTRATION	0.00	120,000.00	120,000.00	112,752.05	7,247.95	0.00	7,247.95	93.96
Dept 8130	SEWAGE TREATMENT PLANT	3,471.85	158,000.00	158,000.00	116,329.74	41,670.26	0.00	41,670.26	73.63
Dept 9710	SERIAL BOND	0.00	33,000.00	33,000.00	21,567.60	11,432.40	0.00	11,432.40	65.36
Total Fund G	SEWER FUND	3,471.85	311,000.00	311,000.00	255,104.39	55,895.61	0.00	55,895.61	82.03
Fund H	CAPITAL PROJECTS								
Dept 1621	THORNE BUILDING	0.00	0.00	0.00	558.46	(558.46)	0.00	(558.46)	0.00
Dept 8360	WATER CAPITAL IMPROVEMENTS	10,505.00	0.00	0.00	(232,716.06)	232,716.06	0.00	232,716.06	0.00
Total Fund H	CAPITAL PROJECTS	10,505.00	0.00	0.00	(232,157.60)	232,157.60	0.00	232,157.60	0.00
Fund T	TRUST FUND								
Dept 8989	HOME & COMM. REHAB.	0.00	0.00	0.00	280.00	(280.00)	0.00	(280.00)	0.00
Total Fund T	TRUST FUND	0.00	0.00	0.00	280.00	(280.00)	0.00	(280.00)	0.00
Grand Total		93,135.03	2,200,035.00	2,200,035.00	1,552,536.50	647,498.50	0.00	647,498.50	70.57

Expense
Report

Date Prepared: 05/08/2018 03:50 PM
 Report Date: 05/08/2018
 Account Table:
 Alt. Sort Table:

VILLAGE OF MILLBROOK

GLR0116 1.0

Revenue Control Report

Page 1 of 2
 Prepared By: SARAH

Fiscal Year: 2018 Period From: 6 To: 5

Account No.	Description	Curr. Month Revenue Receipts	Curr. Month Budget Balance	Original Budget	YTD Adjusted Budget	YTD Revenue Receipts	YTD Budget Balance	Percent Received Balance
Fund A	GENERAL FUND							
Dept 0000	.							
A.0000.1001	REAL PROPERTY TAXES	0.00	0.00	920,000.00	920,000.00	920,000.00	0.00	100.00
A.0000.1090	INTEREST & PENALTIES	0.00	0.00	10,000.00	10,000.00	0.00	10,000.00	0.00
A.0000.1120	COUNTY SALES TAX	0.00	0.00	38,000.00	38,000.00	46,981.19	(8,981.19)	123.63
A.0000.1130	UTILITIES TAX	0.00	0.00	20,000.00	20,000.00	23,991.59	(3,991.59)	119.96
A.0000.1170	FRANCHISE FEES	0.00	0.00	70,000.00	70,000.00	40,823.00	29,177.00	58.32
A.0000.1603	VITAL STATISTICS FEES	0.00	0.00	0.00	0.00	20.00	(20.00)	100.00
A.0000.2110	ZONING FEES	0.00	0.00	500.00	500.00	150.00	350.00	30.00
A.0000.2115	PLANNING BOARD FEES	0.00	0.00	1,500.00	1,500.00	1,600.00	(100.00)	106.67
A.0000.2262	FIRE CONTRACT	0.00	0.00	425,580.00	425,580.00	425,580.00	0.00	100.00
A.0000.2401	INTEREST EARNED, GENERAL FUND	0.00	0.00	200.00	200.00	272.61	(72.61)	136.31
A.0000.2412	RENTAL VIL. HALL OTH GOVTS.	0.00	0.00	10,000.00	10,000.00	10,000.00	0.00	100.00
A.0000.2413	THORNE AUDITORIUM FEES	0.00	0.00	0.00	0.00	6.25	(6.25)	100.00
A.0000.2413.0200	THORNE TRUST INCOME	0.00	0.00	14,000.00	14,000.00	22,905.51	(8,905.51)	163.61
A.0000.2414	RENTAL OF WATER TOWER	0.00	0.00	48,000.00	48,000.00	38,193.50	9,806.50	79.57
A.0000.2590	BUILDING PERMITS	1,910.00	(1,910.00)	5,000.00	5,000.00	17,170.00	(12,170.00)	343.40
A.0000.2610	FINES & FORFEITURES	0.00	0.00	500.00	500.00	3,795.00	(3,295.00)	759.00
A.0000.2770.0100	MISCELLANEOUS REVENUES	0.00	0.00	0.00	0.00	464.00	(464.00)	100.00
A.0000.3001	STATE AID PER CAPITA	0.00	0.00	10,000.00	10,000.00	9,185.00	815.00	91.85
A.0000.3005	MORTGAGE TAX	0.00	0.00	6,500.00	6,500.00	0.00	6,500.00	0.00
A.0000.3089	STATE AID BUILDING INSP.	0.00	0.00	0.00	0.00	1,397.00	(1,397.00)	100.00
A.0000.3501.0100	STATE AID, CHIPS CAPITAL	0.00	0.00	20,000.00	20,000.00	0.00	20,000.00	0.00
Total Dept 0000	.	1,910.00	(1,910.00)	1,599,780.00	1,599,780.00	1,562,534.65	37,245.35	97.67
Total Fund A	GENERAL FUND	1,910.00	(1,910.00)	1,599,780.00	1,599,780.00	1,562,534.65	37,245.35	97.67
Fund F	WATER FUND							
Dept 0000	.							
F.0000.2140	METERED WATER SALES	0.00	0.00	272,255.00	272,255.00	201,594.06	70,660.94	74.05
F.0000.2148	INTRST & PENLTY ON WATER RENTS	0.00	0.00	17,000.00	17,000.00	10,834.64	6,165.36	63.73
Total Dept 0000	.	0.00	0.00	289,255.00	289,255.00	212,428.70	76,826.30	73.44
Total Fund F	WATER FUND	0.00	0.00	289,255.00	289,255.00	212,428.70	76,826.30	73.44
Fund G	SEWER FUND							
Dept 0000	.							
G.0000.1030	SPECIAL ASSESSMENTS	0.00	0.00	30,000.00	30,000.00	65,398.12	(35,398.12)	217.99
G.0000.2120	SEWER RENTS	0.00	0.00	266,000.00	266,000.00	238,020.79	27,979.21	89.48
G.0000.2122	SEWER CHARGES	0.00	0.00	15,000.00	15,000.00	15,000.00	0.00	100.00
G.0000.2128	INTRST & PENLTIES	0.00	0.00	0.00	0.00	15,442.68	(15,442.68)	100.00
Total Dept 0000	.	0.00	0.00	311,000.00	311,000.00	333,861.59	(22,861.59)	107.35
Total Fund G	SEWER FUND	0.00	0.00	311,000.00	311,000.00	333,861.59	(22,861.59)	107.35

Revenue Report

Date Prepared: 05/08/2018 03:50 PM

Report Date: 05/08/2018

Account Table:

Alt. Sort Table:

VILLAGE OF MILLBROOK

GLR0116 1.0

Revenue Control Report

Page 2 of 2

Prepared By: SARAH

Fiscal Year: 2018 Period From: 6 To: 5

Account No.	Description	Curr. Month Revenue Receipts	Curr. Month Budget Balance	Original Budget	YTD Adjusted Budget	YTD Revenue Receipts	YTD Budget Balance	Percent Received Balance
Fund G	SEWER FUND							
Grand Total		<u>1,910.00</u>	<u>(1,910.00)</u>	<u>2,200,035.00</u>	<u>2,200,035.00</u>	<u>2,108,824.94</u>	<u>91,210.06</u>	<u>95.85</u>



Revenue
Report

Bank Balances as of 05/08/2018

Bank Balances As of:	5.8.18			
	2/13/2018	3/13/2018	4/10/2018	5/8/2018
Tax Account	\$ 13,243.32	\$ 13,243.32	\$ 28,546.54	\$ 0.00
Bedrock Well Account	\$ 259,721.68	\$ 244,801.68	\$ 377,425.25	\$ 375,805.25
General Account	\$ 327,741.26	\$ 250,942.66	\$ 603,826.69	\$ 447,670.45
Accounts Payable	\$ 9,875.66	\$ 11,140.04	\$ 30,601.21	\$ 15,113.27
Payroll Account	\$ 11,999.46	\$ 13,031.19	\$ 11,478.86	\$ 12,792.84
Thorne Trust	\$ 25,680.56	\$ 25,681.55	\$ 25,683.73	\$ 25,685.84
Haight Trust	\$ 15,628.88	\$ 15,629.48	\$ 15,630.80	\$ 15,632.09
Reserve for Fire Truck	\$ 187,339.72	\$ 187,346.91	\$ 187,362.82	\$ 247,380.69
Nine Partners Trust	\$ 25,206.31	\$ 25,207.28	\$ 25,209.42	\$ 25,211.49
Thorne Bldg Tribute Gardens	\$ 231,319.70	\$ 231,328.58	\$ 231,348.22	\$ 231,367.24
Planning / Zoning Escrow	\$ 8,617.41	\$ 8,500.06	\$ 7,668.06	\$ 3,773.46
Sewer Improvement	\$ 0.16	\$ 0.16	\$ 0.16	\$ 0.16
Lamont Christmas Tree Trust	\$ 2,450.20	\$ 2,450.29	\$ 2,450.50	\$ 2,450.70
Sewer Fund	\$ 33,313.45	\$ 49,698.83	\$ 50,451.81	\$ 98,166.02
Water Fund	\$ 32,588.39	\$ 49,207.59	\$ 46,067.55	\$ 59,900.29
Tree Replacement Program	\$ 7,638.27	\$ 7,638.86	\$ 7,639.51	\$ 7,640.14
Tribute Gardens Donations	\$ 10,024.19	\$ 10,024.96	\$ 10,025.81	\$ 10,026.63
Millbrook Restoration	\$ 149,242.52	\$ 149,253.97	\$ 149,266.65	\$ 149,278.92
Reserve for Highway Equip	\$ 2,156.33	\$ 2,156.33	\$ 2,156.33	\$ 2,156.33
Millbrook Community Day	\$ 243.85	\$ 243.85	\$ 243.85	\$ 243.85
Medical Deductible	\$ 11,409.63	\$ 11,103.23	\$ 11,007.32	\$ 10,615.22
Village Hall Restoration			\$ 1,500.00	\$ 1,418.39

Voucher
Totals –
05.08.18

May 8, 2018 Voucher Totals

Vouchers 17405-17456

A - GENERAL FUND	71,155.69
F - WATER FUND	8,002.49
G - SEWER FUND	3,471.85
H - CAPITAL PROJECTS	10,505.00
TA - TRUST & AGENCY FUND	590.50
T - TRUST FUND	
	<hr/> <hr/> 93,725.53

Trustee/ Mayor Updates

Deputy Mayor Rochfort

Trustee Brian Hicks

Trustee Mike Herzog

Trustee Van De Water

Mayor Rod Brown



Next Board of Trustees Meeting:

Board of Trustees- 05/22/2018@ 6:30 PM