




About Us

The Greater Escarpment Organization of Door County (GEO-DC) is a 501(c)(3), local non-profit organization that was formed in 2014. The inspiration for the organization stems from the love of the landscape that defines Door County, providing an unparalleled perspective that connects the peninsula to the Niagara Escarpment.

GEO-DC is working to cultivate knowledge and stewardship of the Niagara Escarpment corridor throughout Door County and believes that these lands need to be complemented with a strong education component that unlocks the mysteries of this globally unique environment.


Your Support


Join us in inspiring stewardship and curiosity about the Niagara Escarpment—its geology, ecology, and cultural roots, right here in Door County. Your time, talent, or donation supports our efforts to educate and engage the community, contributing to the realization of our vision for Escarpment Park. We need and welcome your help.



Contact Us

PO Box 333 | Ellison Bay, WI 54210

 info@geo-dc.org

 www.geo-dc.org



The Niagara Escarpment

The Niagara Escarpment is a unique geological formation that stretches more than 1,000 miles from New York State, into Ontario, Canada, across the Upper Peninsula of Michigan, and down through Door County. It was formed over millions of years as layers of limestone, shale, and dolomite eroded, yielding the impressive cliffs and bluffs seen throughout the Door County peninsula today.

We are passionate about this landscape that surrounds and defines Door County. The 175-mile-long ribbon of cliffs that cut through Northeastern Wisconsin provides a landscape perspective like no other place in the world.

This natural marvel profoundly defines Door County. It is the land we walk on and a key reason many people are attracted to the area's natural beauty. Door Bluff Headlands, Newport State Park, Potawatomi State Park, and Peninsula State Park, along with many county and town parks and nonprofit-owned nature areas, are among the many escarpment viewing sites.



Exciting Things Are On The Horizon: Escarpment Park

GEO-DC is focusing its efforts on an interpretive park that educates visitors about Door County's geological wonders and engages them in the discovery of escarpment sites throughout the peninsula.

Located at 11876 WI-42, Ellison Bay, WI, the park is designed to serve as an informal educational hub and launch point for tourists and residents to explore the area's many naturally occurring escarpment sites. This would be accomplished through interpretive signage with information about geology, flora, fauna, local cultures, and the environment.

Features of the half-acre park include:

- Interpretive panels
- Viewing area of the Niagara Escarpment and waters of Green Bay
- Accessible walking path
- Assorted native plants/landscaping
- Highlights of Door County Niagara Escarpment sites
- Escarpment Park welcome sign
- Gravel parking area