


## City, Village, and Township Revenue Sharing and County Incentive Program Certification

Issued under authority of 2023 Public Act 119. Filing is mandatory to qualify for payments.

Each city/village/township/county applying for City, Village, and Township Revenue Sharing or County Incentive Program payments must:

1. Certify to the Michigan Department of Treasury (Treasury) that the local unit listed below:
  - a. Produced and made available to the public a Debt Service Report and a Projected Budget Report as required by 2023 Public Act 119.
  - b. Will include in any mailing of general information to its citizens, the internet website address or the physical location where all the documents are available for public viewing in the clerk's office.
  - c. Must use the public safety designated payments specifically for local public safety initiatives.
2. Submit to Treasury a Debt Service Report and a Projected Budget Report.

This certification, along with a Debt Service Report and a Projected Budget Report, **must be received by December 7, 2023**, (or the first day of a payment month) in order to qualify for that month's payment. Postmark dates will not be considered. For questions, call 517-335-7484.

PART 1: LOCAL UNIT INFORMATION			
Local Unit Name Village of Ontonagon		Local Unit County Name Ontonagon	
Local Unit Code 663010		Contact E-Mail Address ontclerk@jamadots.com	
Contact Name William J. DuPont	Contact Title Village Manager	Contact Telephone Number (906) 884-2305	Extension
Website Address, if reports are available online www.villageofontonagon.org		Current Fiscal Year End Date 03/31/2024	
PART 2: CERTIFICATION			
In accordance with 2023 Public Act 119, the undersigned hereby certifies to Treasury that the above mentioned local unit: <ol style="list-style-type: none"> <li>1. Produced a Debt Service Report and a Projected Budget Report;</li> <li>2. Will include in any mailing of general information to our citizens, the internet website address or the physical location where all the documents are available for public viewing in the clerk's office;</li> <li>3. Will use public safety designated payments for local public safety initiatives only;</li> <li>4. Attached the Debt Service Report and Projected Budget Report to this signed certification.</li> </ol>			
Chief Administrative Officer Signature (as defined in MCL 141.422b) 		Printed Name of Chief Administrative Officer (as defined in MCL 141.422b) William J. DuPont	
Title Village Manager		Date 12/06/2023	

Email the completed and signed form (including required attachments) to: [TreasRevenueSharing@michigan.gov](mailto:TreasRevenueSharing@michigan.gov).


If you are unable to submit via email, fax to 517-335-3298 or mail the completed form and required attachments to:

Michigan Department of Treasury  
Revenue Sharing and Grants Division  
PO Box 30722  
Lansing MI 48909

**CITIZEN'S GUIDE TO LOCAL UNIT FINANCES - Village of Ontonagon (663010)**

REVENUES

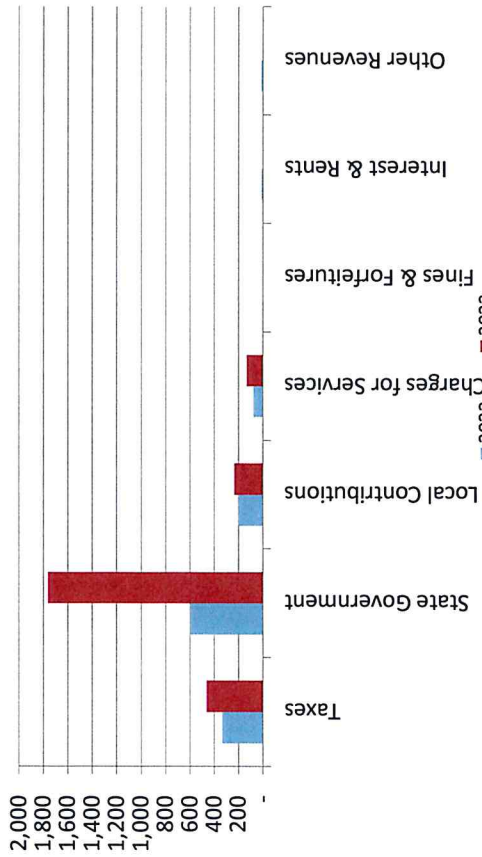
1. Where our money comes from (all governmental funds)



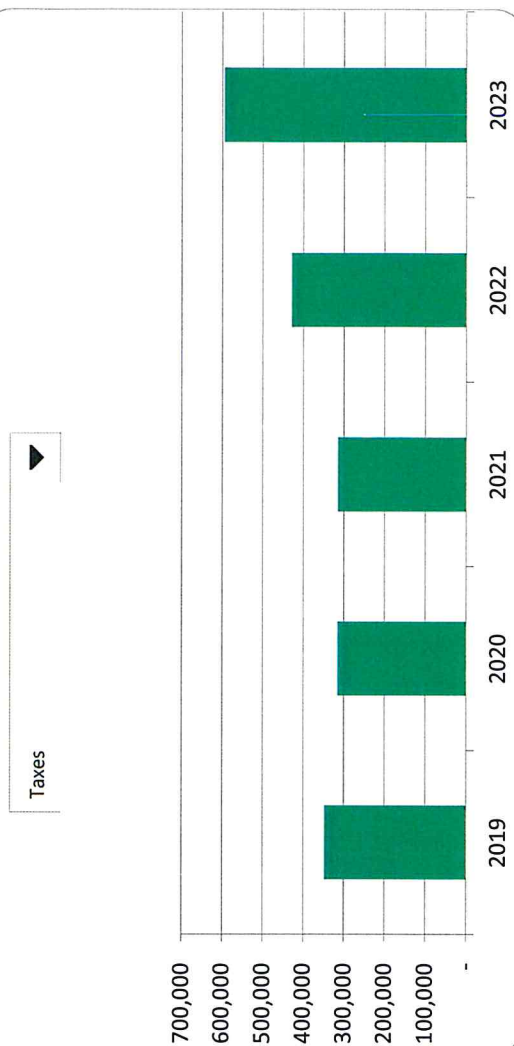
2. Compared to the prior year

	2022	2023	% change
Taxes	\$ 427,818	\$ 594,138	38.88%
Licenses & Permits	-	-	N/A
Federal Government	-	-	N/A
State Government	765,410	2,260,968	195.39%
Local Contributions	259,161	302,212	16.61%
Charges for Services	96,746	170,151	75.87%
Fines & Forfeitures	1,176	-	-100.00%
Interest & Rents	9,865	2,667	-72.97%
Other Revenues	15,072	-	-100.00%
<b>Total Revenues</b>	<b>\$ 1,575,248</b>	<b>\$ 3,330,136</b>	<b>111.40%</b>

3. Revenue sources per capita - compared to the prior year



4. Historical trends of individual sources



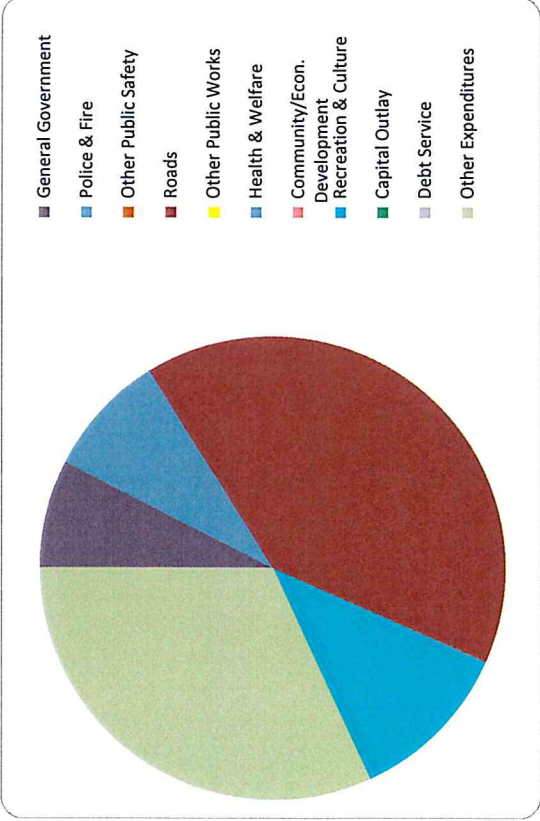
Commentary:

For more information on our unit's finances, contact William J. DuPont at 906-884-2305.

**CITIZEN'S GUIDE TO LOCAL UNIT FINANCES - Village of Ontonagon (663010)**

**EXPENDITURES**


1. Where we spend our money (all governmental funds)



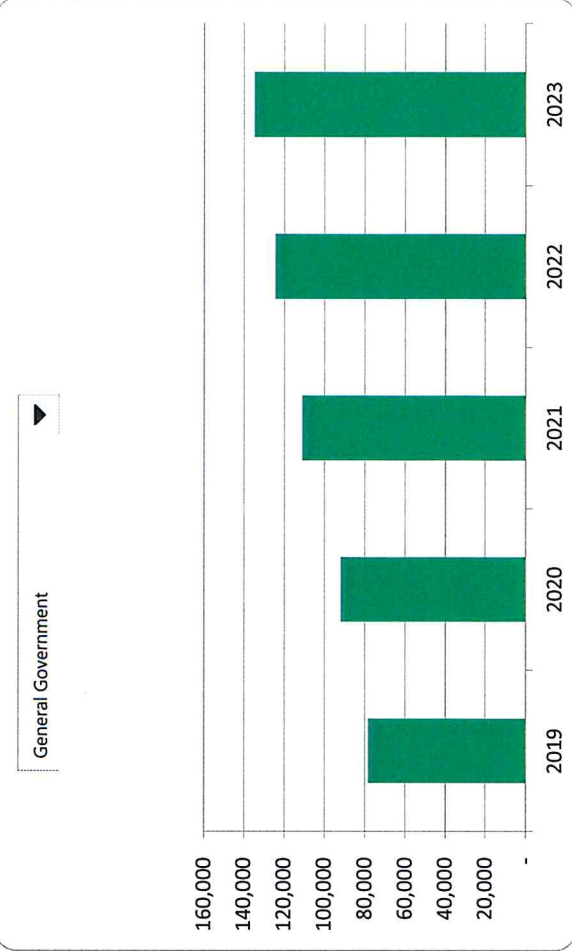
2. Compared to the prior year

	2022	2023	% change
General Government	\$ 124,187	\$ 134,712	8.48%
Police & Fire	90,586	153,425	69.37%
Other Public Safety	-	-	N/A
Roads	459,850	721,473	56.89%
Other Public Works	124,684	-	-100.00%
Health & Welfare	-	-	N/A
Community/Econ. Development	-	-	N/A
Recreation & Culture	234,938	205,005	-12.74%
Capital Outlay	-	-	N/A
Debt Service	-	-	N/A
Other Expenditures	631,352	567,411	-10.13%
<b>Total Expenditures</b>	<b>\$ 1,665,597</b>	<b>\$ 1,782,026</b>	<b>6.99%</b>

3. Spending per capita - compared to the prior year



4. Historical trends of individual departments:

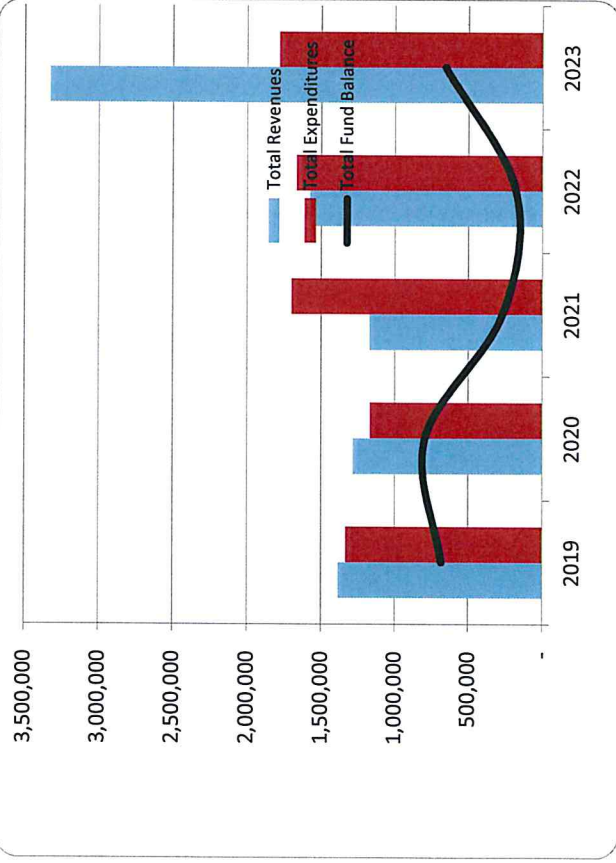


Commentary:

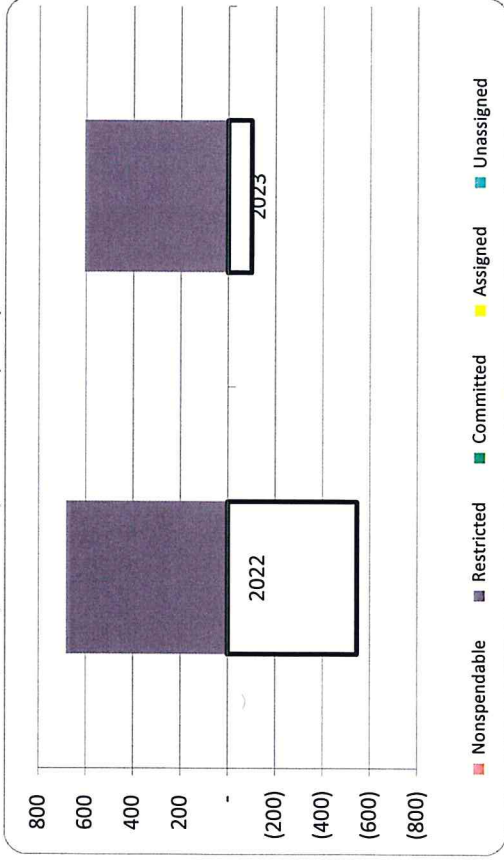
For more information on our unit's finances, contact William J. DuPont at 906-884-2305.

**CITIZEN'S GUIDE TO LOCAL UNIT FINANCES - Village of Ontonagon (663010)**

1. How have we managed our governmental fund resources (fund balance)?



3. Fund balance per capita - compared to the prior year

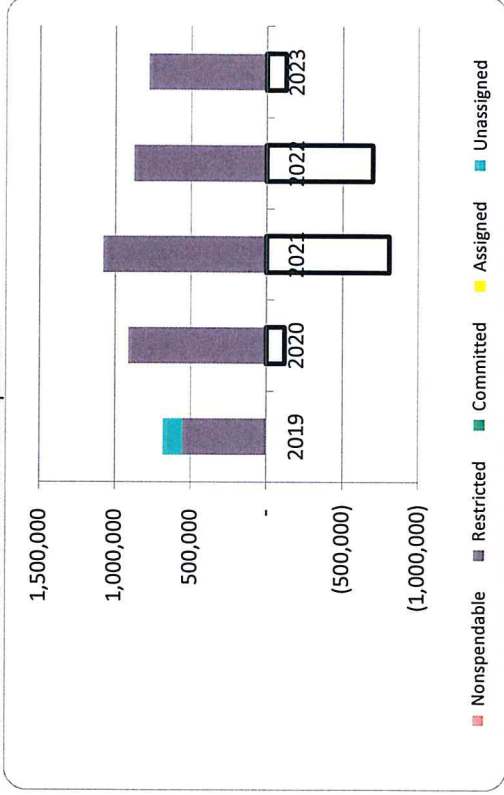


**FINANCIAL POSITION**

2. Compared to the prior year

	2022	2023	% change
Revenue	1,575,248	3,330,136	111.40%
Expenditures	1,665,597	1,782,026	6.99%
Surplus (shortfall)	(90,349)	1,548,110	-1813.48%
Fund balance, by component:			
Nonspendable	-	-	N/A
Restricted	876,455	779,094	-11.11%
Committed	-	-	N/A
Assigned	-	-	N/A
Unassigned	(699,342)	(125,790)	-82.01%
total fund balance	177,113	653,304	268.86%

4. Historical trends of individual components



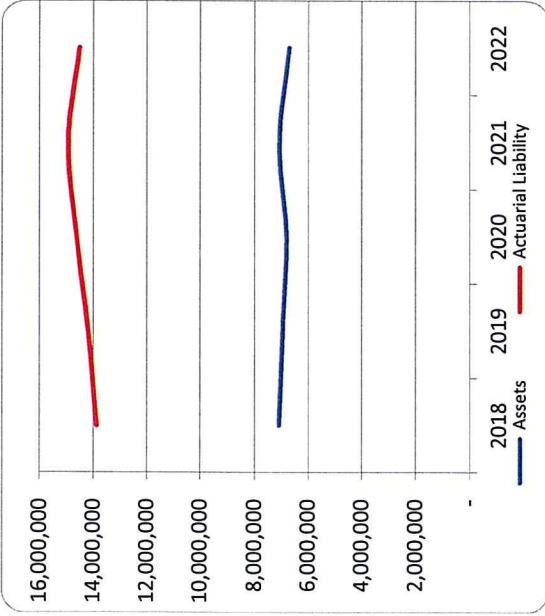
Commentary:

For more information on our unit's finances, contact William J. DuPont at 906-884-2305.

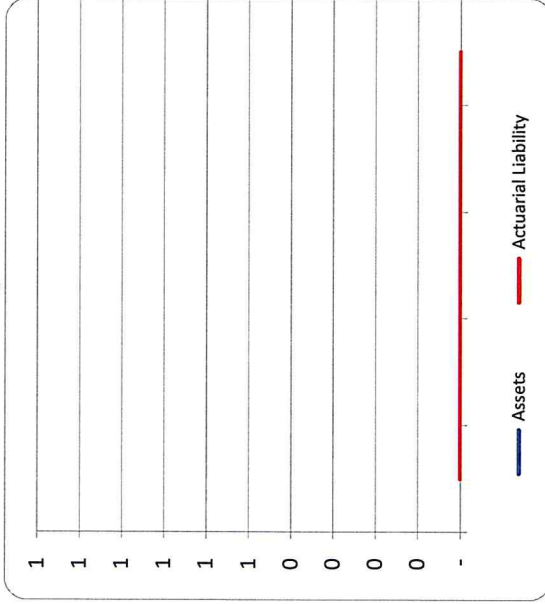
**CITIZEN'S GUIDE TO LOCAL UNIT FINANCES - Village of Ontonagon (663010)**

**OTHER LONG TERM OBLIGATIONS**

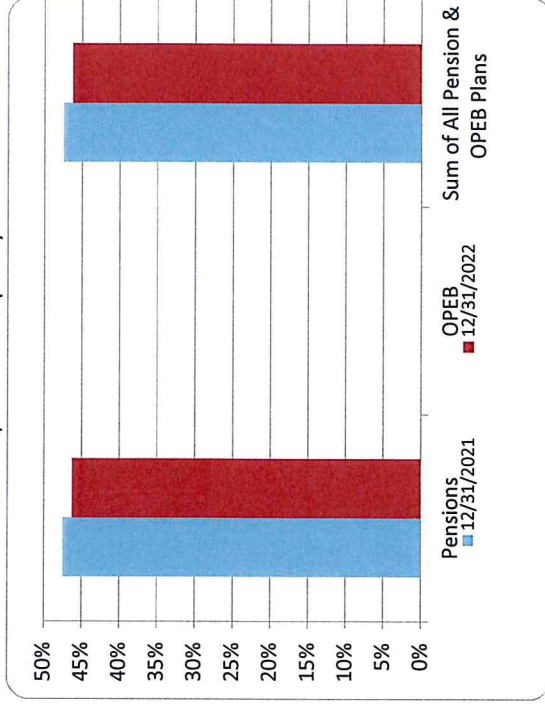
1. Pension funding status



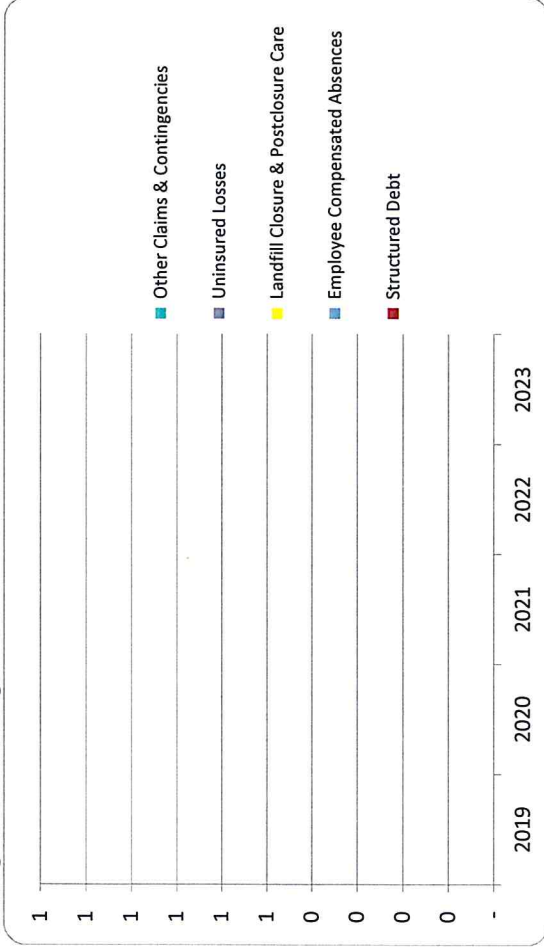
2. Retiree Health care funding status



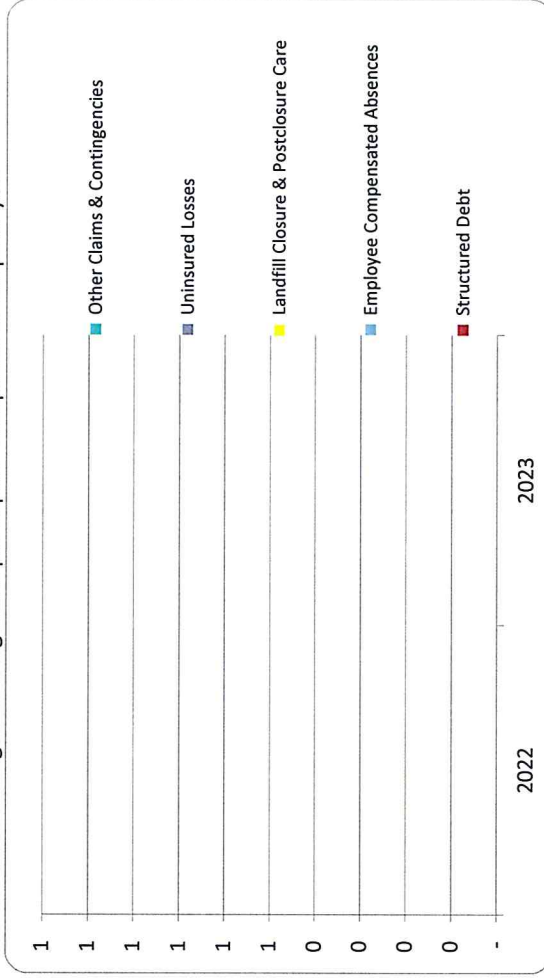
3. Percent funded - compared to the prior year



4. Long Term Debt obligations:



5. Debt & other long term obligations per capita - compared to the prior year



Commentary:

For more information on our unit's finances, contact William J. DuPont at 906-884-2305.

# Debt Service Report

**Local Unit Name:** Village of Ontonagon  
**Local Unit Code:** 663010  
**Current Fiscal Year End Date:** 3/31/2024

**Debt Name:** Water Bond  
**Issuance Date:** 7/6/2004  
**Issuance Amount:** \$7,368,862  
**Debt Instrument (or Type):** Bond  
**Repayment Source(s):** Water Revenue

Years Ending	Principal	Interest	Total
2023	\$ 250,000	\$ 60,007	\$ 310,007
2024	\$ 250,000	\$ 54,382	\$ 304,382
2025	\$ 255,000	\$ 43,863	\$ 298,863
2026	\$ 255,000	\$ 38,545	\$ 293,545
2027	\$ 255,000	\$ 33,126	\$ 288,126
2028	\$ 255,000	\$ 32,707	\$ 287,707
2029	\$ 260,000	\$ 22,182	\$ 282,182
2030	\$ 260,000	\$ 16,657	\$ 276,657
2031	\$ 260,000	\$ 11,132	\$ 271,132
2032	\$ 260,000	\$ 9,469	\$ 269,469
2033	\$ 263,862	\$ 5,607	\$ 269,469
<b>Totals</b>	<b>\$ 2,823,862</b>	<b>\$ 327,677</b>	<b>\$ 3,151,539</b>

Commentary:

# Debt Service Report

**Local Unit Name:** Village of Ontonagon  
**Local Unit Code:** 663010  
**Current Fiscal Year End Date:** 3/31/2024

**Debt Name:** Sewer Bond  
**Issuance Date:** 10/2/1996  
**Issuance Amount:** \$3,000,000  
**Debt Instrument (or Type):** Bond  
**Repayment Source(s):** Sewer Revenue

Years Ending	Principal	Interest	Total
2023	\$ 87,000	\$ 74,700	\$ 161,700
2024	\$ 92,000	\$ 70,785	\$ 162,785
2025	\$ 95,000	\$ 66,645	\$ 161,645
2026	\$ 100,000	\$ 62,370	\$ 162,370
2027	\$ 104,000	\$ 57,870	\$ 161,870
2028	\$ 110,000	\$ 53,190	\$ 163,190
2029	\$ 115,000	\$ 48,240	\$ 163,240
2030	\$ 120,000	\$ 43,065	\$ 163,065
2031	\$ 125,000	\$ 37,665	\$ 162,665
2032	\$ 130,000	\$ 32,040	\$ 162,040
2033	\$ 136,000	\$ 26,190	\$ 162,190
2034	\$ 142,000	\$ 20,070	\$ 162,070
2035	\$ 149,000	\$ 13,680	\$ 162,680
2036	\$ 155,000	\$ 6,975	\$ 161,975
<b>Totals</b>	<b>\$ 1,660,000</b>	<b>\$ 613,485</b>	<b>\$ 2,273,485</b>

Commentary:

# Performance Dashboard

<b>Local Unit Name: Village of Ontonagon</b>
<b>Local Unit Code: 663010</b>

	2022	2023	Trend	Performance
<b>Fiscal Stability</b>				
Annual General Fund expenditures per capita	\$812	\$1,837	↑126.3%	Negative
Fund Balance as % of annual General Fund expenditures	-41.9%	5.1%	↓112.1%	Positive
Unfunded pension & OPEB liability, as a % of annual General Fund revenue	752%	330%	↓-56.1%	Positive
Debt burden per capita	\$3,791	\$3,522	↓-7.1%	Positive
Percentage of road funding provided by the General Fund	0.0%	0.0%	#DIV/0!	#DIV/0!
Ratio of pensioners to employees	15.25	20.00	↑31.1%	Negative
Number of services delivered via cooperative venture	6	6	→ 0.0%	Neutral
<b>Economic Strength</b>				
% of community with access to high speed broadband	100%	100%	→ 0.0%	Neutral
% of community age 25+ with Bachelor's degree or higher	16%	16%	→ 0.0%	Neutral
Average age of critical infrastructure (years)	12.8	13.3	↑3.4%	Negative
<b>Public Safety</b>				
Violent crimes per thousand	2	1	↓-50.0%	Positive
Property crimes per thousand	7	4	↓-44.4%	Positive
Traffic injuries or fatalities	60	28	↓-53.3%	Positive
<b>Quality of Life</b>				
Miles of sidewalks and non-motorized paths/trails as a factor of total miles of local/major roads & streets	0.72	0.72	→ 0.0%	Neutral
Percent of General Fund expenditures committed to arts, culture and recreation	0.0%	0.0%	#DIV/0!	#DIV/0!
Acres of parks per thousand residents	41.2	41.2	→ 0.0%	Neutral
Percent of community with access to curbside recycling	0%	0%	#DIV/0!	#DIV/0!



# Projected Budget Report

Local Unit Name:  
 Local Unit Code:  
 Current Fiscal Year End Date:  
 Fund Name:

Village of Ontonagon  
 663010  
 3/31/2024  
 General Fund

REVENUES	Current Year Budget	Percentage Change	Year 2 Budget	Assumptions
Property Taxes	\$ 455,540	2 %	\$ 464,651	Anticipate 2% increase
Other Taxes	\$ 23,000	2 %	\$ 23,460	Anticipate 2% increase
State Revenue Sharing	\$ 171,000		\$ 171,000	
Local Community Stabilization	\$ 4,538		\$ 4,538	
Franchise Fees & Leases	\$ 30,100		\$ 30,100	
Licenses & Permits	\$ 400		\$ 400	
Interest Income	\$ 150		\$ 150	
Grant Revenues	\$ 516,660		\$ 516,660	MI Enhancement Grant = MERS Pmts
Other Revenues	\$ 3		\$ 3	
Interfund Transfers (In)	\$ -		\$ -	
<b>Total Revenues</b>	<b>\$ 1,201,391</b>		<b>\$ 1,210,962</b>	
<b>EXPENDITURES</b>				
General Government	\$ 81,126		\$ 81,126	
DPW	\$ 5,202		\$ 5,202	
Other Public Safety	\$ -		\$ -	
Roads	\$ -		\$ -	
Other Public Works	\$ -		\$ -	
Health and Welfare	\$ -		\$ -	
Community & Economic Development	\$ -		\$ -	
Recreation & Culture	\$ 92,936		\$ 92,936	
Capital Outlay	\$ -		\$ -	
Debt Service	\$ -		\$ -	
Other Expenditures	\$ -		\$ -	
OMH MERS Payments	\$ 516,660		\$ 516,660	MI Enhancement Grant = MERS Pmts
Interfund Transfers (Out)	\$ -		\$ -	
<b>Total Expenditures</b>	<b>\$ 695,924</b>		<b>\$ 695,924</b>	
<b>Net Revenues (Expenditures)</b>	<b>\$ 505,467</b>		<b>\$ 515,038</b>	
<b>Beginning Fund Balance</b>	<b>\$ 120,030</b>		<b>\$ 625,497</b>	
<b>Ending Fund Balance</b>	<b>\$ 625,497</b>		<b>\$ 1,140,535</b>	

Commentary: