


City, Village, and Township Revenue Sharing and County Incentive Program Certification

Issued under authority of 2021 Public Act 87. Filing is mandatory to qualify for payments.

Each city/village/township/county applying for City, Village, and Township Revenue Sharing or County Incentive Program payments must:

1. Certify to the Michigan Department of Treasury (Treasury) that the local unit listed below has produced and made available to the public a Citizen's Guide, a Performance Dashboard, a Debt Service Report, and a Projected Budget Report as required by 2021 Public Act 87. The local unit must include in any mailing of general information to its citizens, the Internet website address or the physical location where all the documents are available for public viewing in the clerk's office.
2. Submit to Treasury a Citizen's Guide, a Performance Dashboard, a Debt Service Report, and a Projected Budget Report.

This certification, along with a Citizen's Guide, a Performance Dashboard, a Debt Service Report, and a Projected Budget Report, **must be received by December 1, 2021**, (or the first day of a payment month) in order to qualify for that month's payment. Postmark dates will not be considered. For questions, call 517-335-7484.

PART 1: LOCAL UNIT INFORMATION			
Local Unit Name Village of Ontonagon		Local Unit County Name Ontonagon	
Local Unit Code 663010		Contact E-Mail Address ontclerk@jamadots.com	
Contact Name William J. DuPont	Contact Title Village Manager	Contact Telephone Number (906) 884-2305	Extension
Website Address, if reports are available online www.villageofontonagon.org		Current Fiscal Year End Date 03/31/2022	
PART 2: CITIZEN'S GUIDE			
Check any of the following that apply:			
<input checked="" type="checkbox"/> The local unit has elected to use Treasury's online Citizen's Guide to comply with the legislative requirements. Therefore, a copy of the Citizen's Guide will not be submitted to Treasury.			
<input type="checkbox"/> The local unit does not have any unfunded liabilities (pensions or other postemployment benefits (OPEB)).			
PART 3: CERTIFICATION			
<i>In accordance with 2021 Public Act 87, the undersigned hereby certifies to Treasury that the above mentioned local unit 1) has produced a Citizen's Guide, a Performance Dashboard, a Debt Service Report, and a Projected Budget Report and 2) will include in any mailing of general information to our citizens, the Internet website address or the physical location where all the documents are available for public viewing in the clerk's office. The Citizen's Guide, Performance Dashboard, Debt Service Report, and Projected Budget Report are attached to this signed certification, unless otherwise noted in Part 2.</i>			
Chief Administrative Officer Signature (as defined in MCL 141.422b) 		Printed Name of Chief Administrative Officer (as defined in MCL 141.422b) William J. DuPont	
Title Village Manager		Date 11/29/2021	

Completed and signed form (including required attachments) should be e-mailed to: TreasRevenueSharing@michigan.gov.
If you are unable to submit via e-mail, fax to 517-335-3298 or mail the completed form and required attachments to:

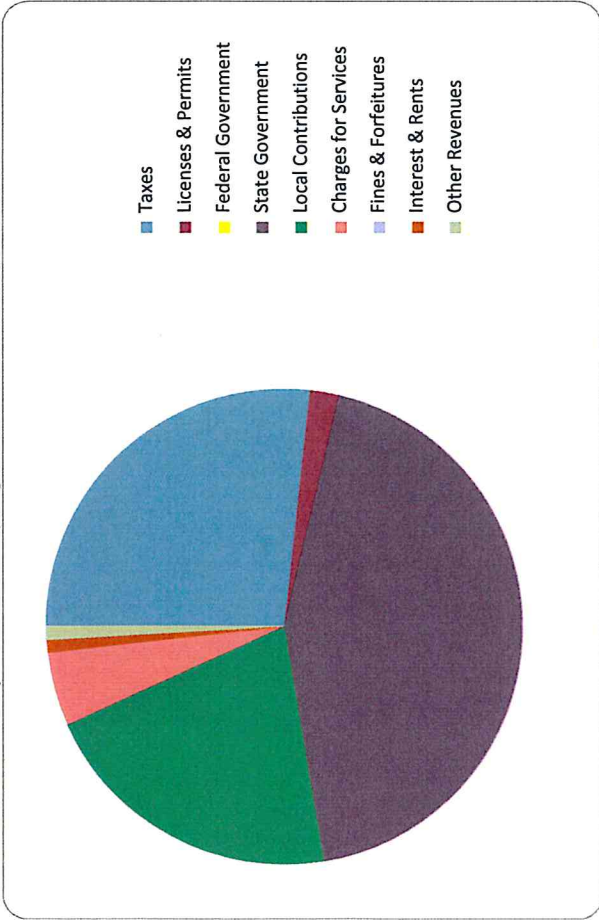
Michigan Department of Treasury
Revenue Sharing and Grants Division
PO Box 30722
Lansing MI 48909

TREASURY USE ONLY		
CVTRS/CIP Eligible Y N	Certification Received	Citizen's Guide Received
Performance Dashboard Received	Debt Service Report Received	Projected Budget Report Received
Final Certification	CVTRS/CIP Notes	

CITIZEN'S GUIDE TO LOCAL UNIT FINANCES - Village of Ontonagon (663010)

REVENUES

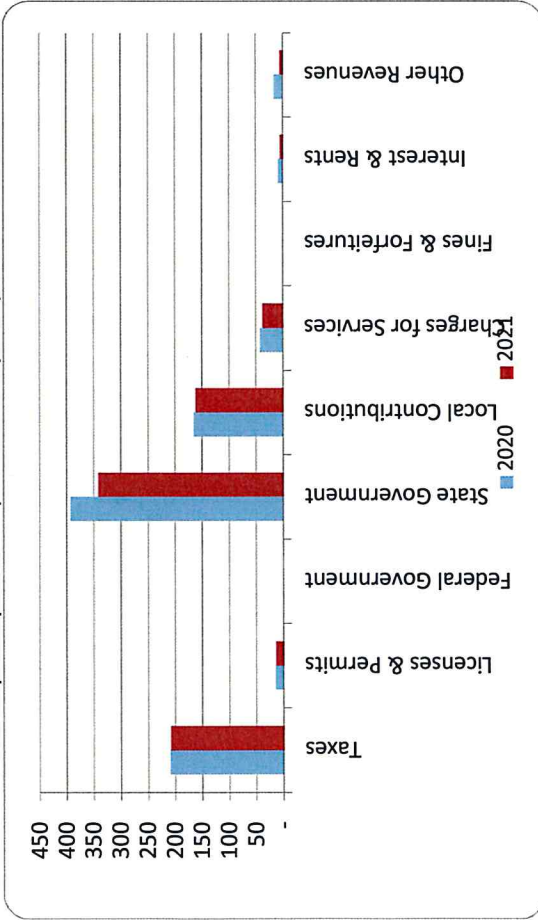
1. Where our money comes from (all governmental funds)



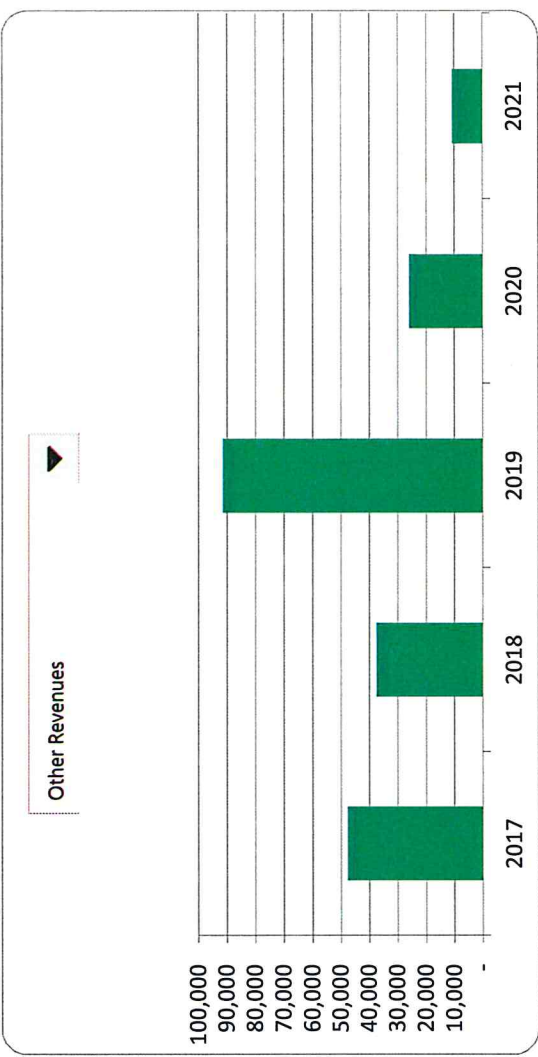
2. Compared to the prior year

	2020	2021	% change
Taxes	\$ 313,988	\$ 313,102	-0.28%
Licenses & Permits	23,791	23,170	-2.61%
Federal Government	-	-	N/A
State Government	588,985	512,905	-12.92%
Local Contributions	247,877	243,387	-1.81%
Charges for Services	64,548	58,774	-8.95%
Fines & Forfeitures	870	172	-80.23%
Interest & Rents	14,366	10,322	-28.15%
Other Revenues	25,959	10,638	-59.02%
Total Revenues	\$ 1,280,384	\$ 1,172,470	-8.43%

3. Revenue sources per capita - compared to the prior year



4. Historical trends of individual sources



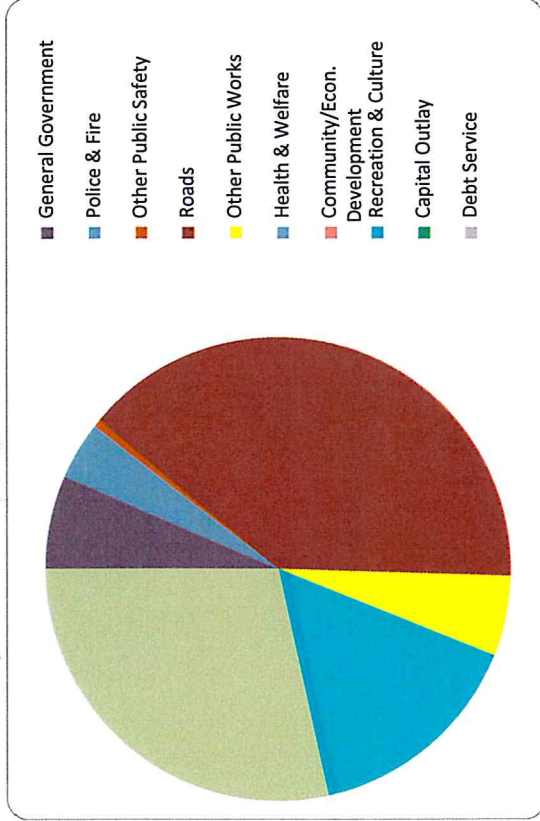
Commentary:

For more information on our unit's finances, contact William J. DuPont at 906-884-2305.

CITIZEN'S GUIDE TO LOCAL UNIT FINANCES - Village of Ontonagon (663010)

EXPENDITURES

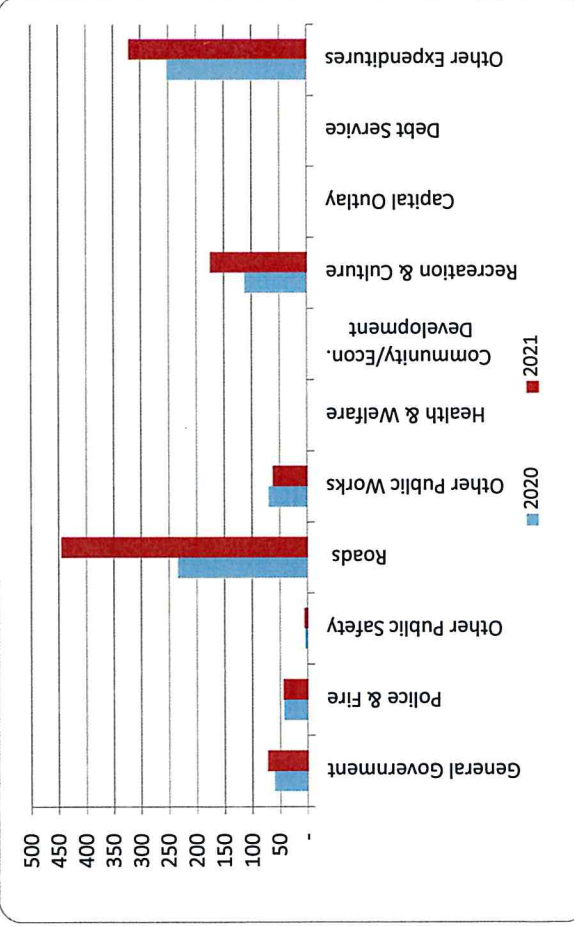
1. Where we spend our money (all governmental funds)



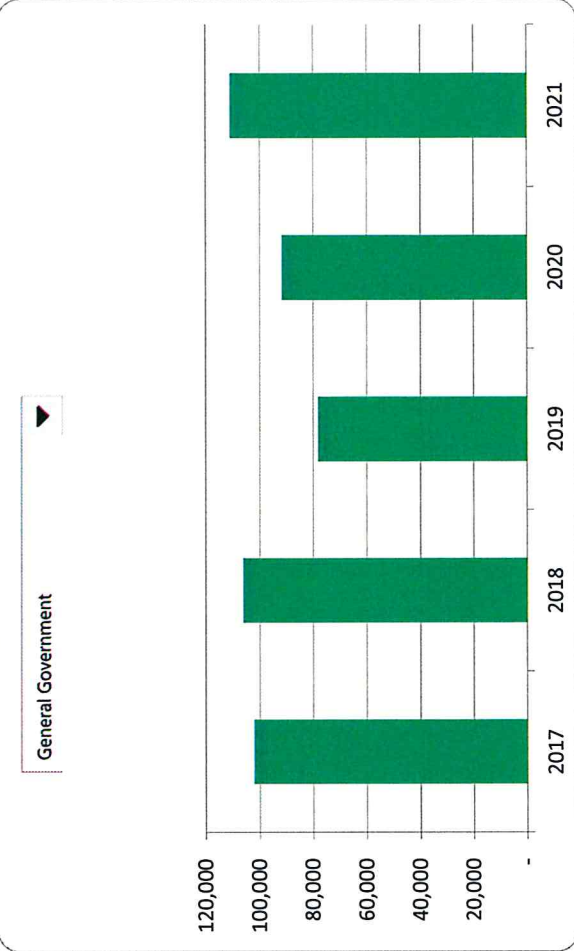
2. Compared to the prior year

	2020	2021	% change
General Government	\$ 91,713	\$ 110,978	21.01%
Police & Fire	65,027	67,933	4.47%
Other Public Safety	6,975	10,822	55.15%
Roads	350,705	667,819	90.42%
Other Public Works	105,133	95,000	-9.64%
Health & Welfare	-	-	N/A
Community/Econ. Development	788	165	-79.06%
Recreation & Culture	170,108	262,794	54.49%
Capital Outlay	-	-	N/A
Debt Service	-	-	N/A
Other Expenditures	377,420	482,076	27.73%
Total Expenditures	\$ 1,167,869	\$ 1,697,587	45.36%

3. Spending per capita - compared to the prior year



4. Historical trends of individual departments:



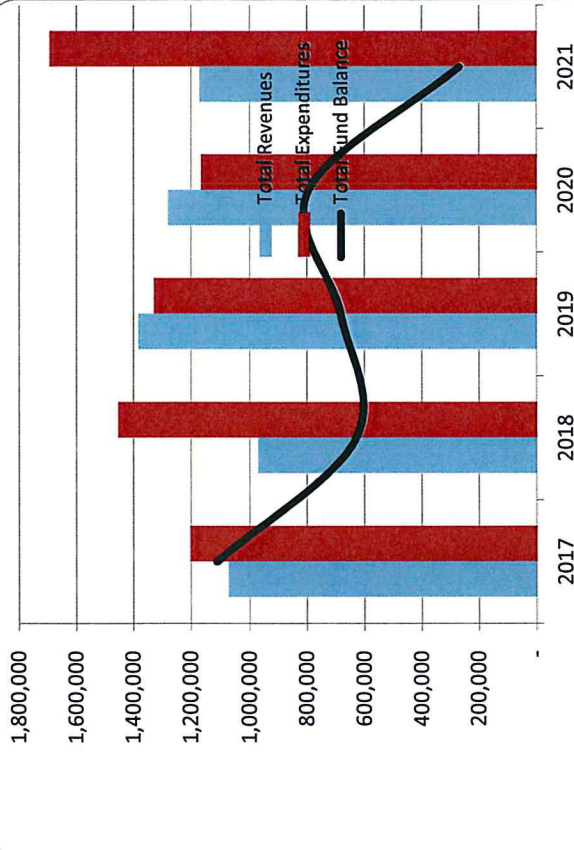
Commentary:

For more information on our unit's finances, contact William J. DuPont at 906-884-2305.

CITIZEN'S GUIDE TO LOCAL UNIT FINANCES - Village of Ontonagon (663010)

FINANCIAL POSITION

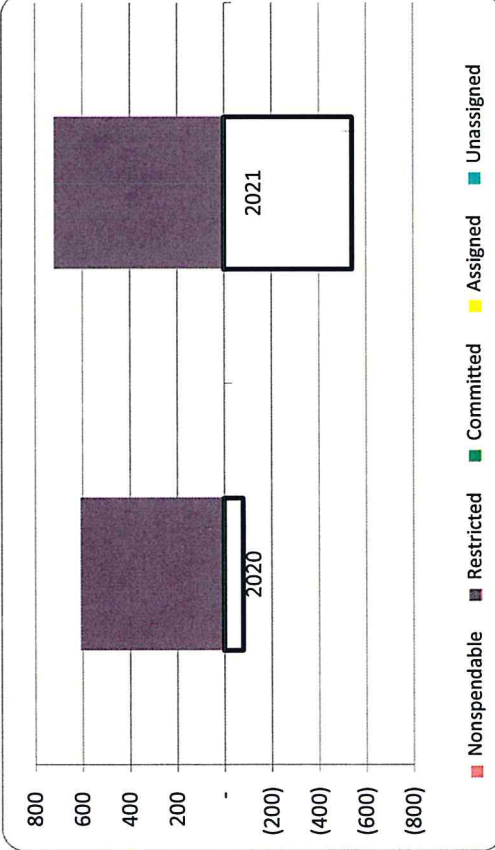
1. How have we managed our governmental fund resources (fund balance)?



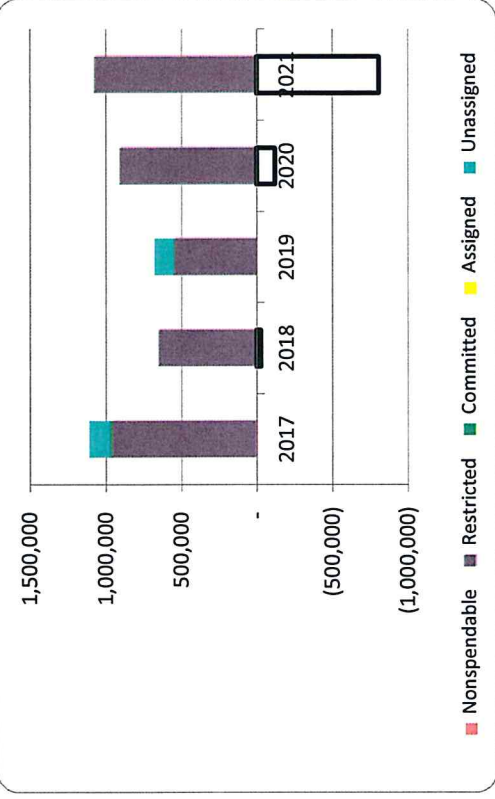
2. Compared to the prior year

	2020	2021	% change
Revenue	1,280,384	1,172,470	-8.43%
Expenditures	1,167,869	1,697,587	45.36%
Surplus (shortfall)	112,515	(525,117)	-566.71%
Fund balance, by component:			
Nonspendable	5,176	5,176	0.00%
Restricted	905,783	1,070,944	18.23%
Committed	-	-	N/A
Assigned	-	-	N/A
Unassigned	(118,380)	(808,658)	583.10%
total fund balance	792,579	267,462	-66.25%

3. Fund balance per capita - compared to the prior year



4. Historical trends of individual components



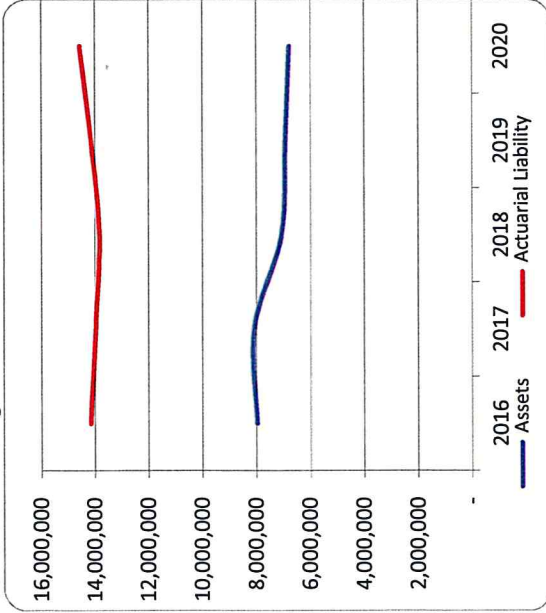
Commentary:

For more information on our unit's finances, contact William J. DuPont at 906-884-2305.

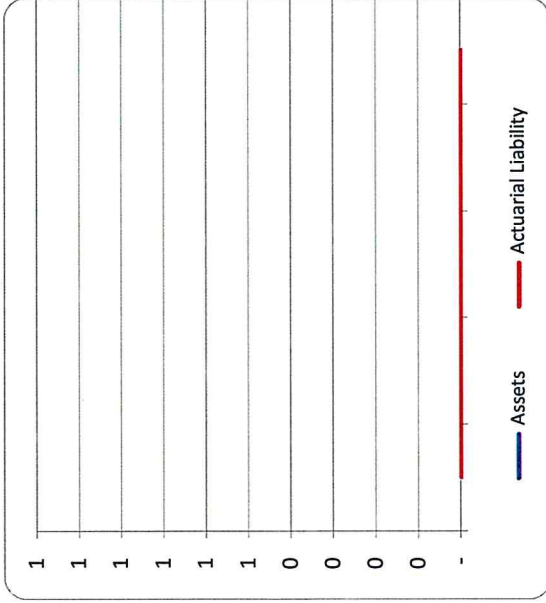
CITIZEN'S GUIDE TO LOCAL UNIT FINANCES - Village of Ontonagon (663010)

OTHER LONG TERM OBLIGATIONS

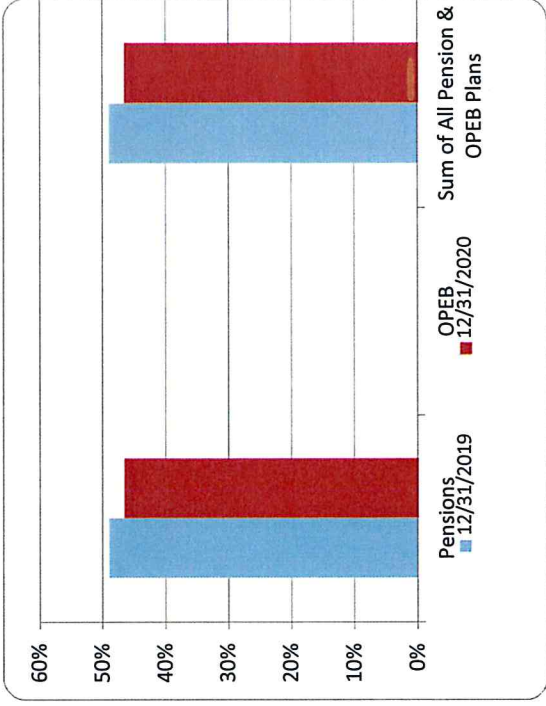
1. Pension funding status



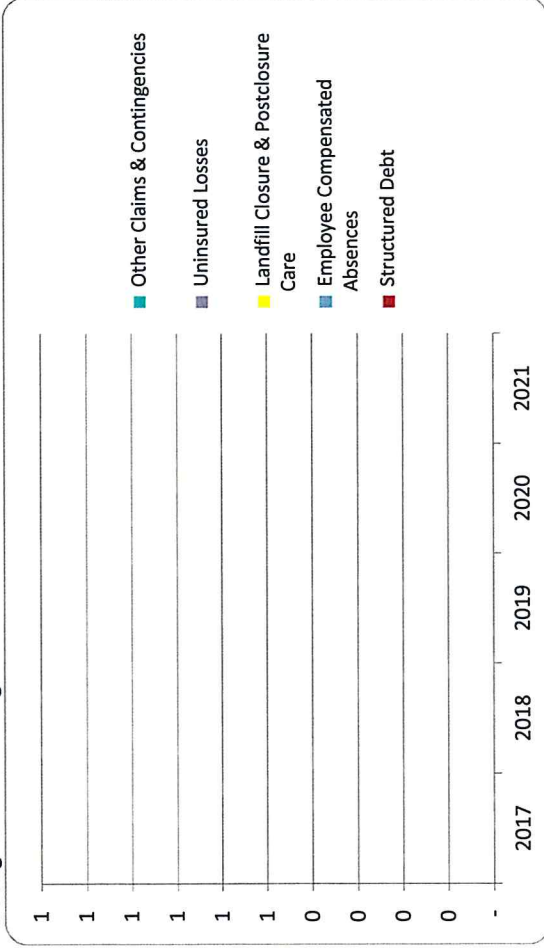
2. Retiree Health care funding status




3. Percent funded - compared to the prior year



4. Long Term Debt obligations:



5. Debt & other long term obligations per capita - compared to the prior year



Commentary:

For more information on our unit's finances, contact William J. DuPont at 906-884-2305.

Debt Service Report

Local Unit Name: Village of Ontonagon
Local Unit Code: 663010
Current Fiscal Year End Date: 3/31/2021

Debt Name: Water Bond
Issuance Date: 7/6/2004
Issuance Amount: \$7,368,862
Debt Instrument (or Type): Bond
Repayment Source(s): Water Revenue

Years Ending	Principal	Interest	Total
2021	\$ 250,000	\$ 70,632	\$ 320,632
2022	\$ 250,000	\$ 65,320	\$ 315,320
2023	\$ 250,000	\$ 60,007	\$ 310,007
2024	\$ 250,000	\$ 54,382	\$ 304,382
2025	\$ 255,000	\$ 43,863	\$ 298,863
2026	\$ 255,000	\$ 38,545	\$ 293,545
2027	\$ 255,000	\$ 33,126	\$ 288,126
2028	\$ 255,000	\$ 32,707	\$ 287,707
2029	\$ 260,000	\$ 22,182	\$ 282,182
2030	\$ 260,000	\$ 16,657	\$ 276,657
2031	\$ 260,000	\$ 11,132	\$ 271,132
2032	\$ 260,000	\$ 9,469	\$ 269,469
2033	\$ 263,862	\$ 5,607	\$ 269,469
Totals	\$ 3,323,862	\$ 463,629	\$ 3,787,491

Commentary:

Debt Service Report

Local Unit Name: Village of Ontonagon
Local Unit Code: 663010
Current Fiscal Year End Date: 3/31/2021

Debt Name: Sewer Bond
Issuance Date: 10/2/1996
Issuance Amount: \$3,000,000
Debt Instrument (or Type): Bond
Repayment Source(s): Sewer Revenue

Years Ending	Principal	Interest	Total
2021	\$ 80,000	\$ 82,035	\$ 162,035
2022	\$ 83,000	\$ 78,435	\$ 161,435
2023	\$ 87,000	\$ 74,700	\$ 161,700
2024	\$ 92,000	\$ 70,785	\$ 162,785
2025	\$ 95,000	\$ 66,645	\$ 161,645
2026	\$ 100,000	\$ 62,370	\$ 162,370
2027	\$ 104,000	\$ 57,870	\$ 161,870
2028	\$ 110,000	\$ 53,190	\$ 163,190
2029	\$ 115,000	\$ 48,240	\$ 163,240
2030	\$ 120,000	\$ 43,065	\$ 163,065
2031	\$ 125,000	\$ 37,665	\$ 162,665
2032	\$ 130,000	\$ 32,040	\$ 162,040
2033	\$ 136,000	\$ 26,190	\$ 162,190
2034	\$ 142,000	\$ 20,070	\$ 162,070
2035	\$ 149,000	\$ 13,680	\$ 162,680
2036	\$ 155,000	\$ 6,975	\$ 161,975
Totals	\$ 1,823,000	\$ 773,955	\$ 2,596,955

Commentary:

Debt Service Report

Local Unit Name: Village of Ontonagon
Local Unit Code: 663010
Current Fiscal Year End Date: 3/31/2021

Debt Name: MEDC CDBG Loan
Issuance Date: 4/1/1998
Issuance Amount: \$315,000
Debt Instrument (or Type): Loan
Repayment Source(s): Forgiveness (MEDC)

Years Ending	Principal	Interest	Total
2021	\$ -	\$ -	\$ -
Totals	\$ -	\$ -	\$ -

Commentary: This loan was forgiven by MEDC on August 19, 2021

Performance Dashboard

Local Unit Name: Village of Ontonagon
Local Unit Code: 663010

	2020	2021	Trend	Performance
Fiscal Stability				
Annual General Fund expenditures per capita	\$468	\$505	↑ 7.9%	Negative
Fund Balance as % of annual General Fund expenditures	0.8%	-30.1%	↓ -3714.6%	Negative
Unfunded pension & OPEB liability, as a % of annual General Fund revenue	1265%	1493%	↑ 18.0%	Negative
Debt burden per capita	\$3,750	\$3,531	↓ -5.9%	Positive
Percentage of road funding provided by the General Fund	0.0%	0.0%	#DIV/0!	#DIV/0!
Ratio of pensioners to employees	13.44	13.56	→ 0.8%	Neutral
Number of services delivered via cooperative venture	6	6	→ 0.0%	Neutral
Economic Strength				
% of community with access to high speed broadband	100%	100%	→ 0.0%	Neutral
% of community age 25+ with Bachelor's degree or higher	17%	17%	→ 0.0%	Neutral
Average age of critical infrastructure (years)	18.6	19.5	↑ 4.8%	Negative
Public Safety				
Violent crimes per thousand	3	1	↓ -75.0%	Positive
Property crimes per thousand	5	3	↓ -28.6%	Positive
Traffic injuries or fatalities	29	30	↑ 3.4%	Negative
Quality of Life				
Miles of sidewalks and non-motorized paths/trails as a factor of total miles of local/major roads & streets	0.72	0.72	→ 0.0%	Neutral
Percent of General Fund expenditures committed to arts, culture and recreation	0.0%	0.0%	#DIV/0!	#DIV/0!
Acres of parks per thousand residents	35.5	35.5	→ 0.0%	Neutral
Percent of community with access to curbside recycling	0%	0%	#DIV/0!	#DIV/0!

Projected Budget Report

Local Unit Name:
 Local Unit Code:
 Current Fiscal Year End Date:
 Fund Name:

Village of Ontonagon
 663010
 3/31/2022
 General Fund

REVENUES	Current Year Budget	Percentage Change	Year 2 Budget	Assumptions
Property Taxes	\$ 407,794	2 %	\$ 415,950	5-yr average SEV +2%
Other Taxes	\$ 20,493	2 %	\$ 20,903	5-yr average SEV +2%
State Revenue Sharing	\$ 207,571	(20) %	\$ 166,057	CY inflated w/ past-due pmts rec'd
Local Community Stabilization	\$ 4,538	- %	\$ 4,538	
Licenses & Permits	\$ 25,350	- %	\$ 25,350	
Interest Income	\$ 35	- %	\$ 35	
Grant Revenues	\$ 11,000	- %	\$ 11,000	
Leased Property	\$ 8,652	- %	\$ 8,652	
Franchise Fees	\$ 21,100	- %	\$ 21,100	
Other Revenues	\$ 11,011	- %	\$ 11,011	
Interfund Transfers (In)	\$ -	- %	\$ -	
Total Revenues	\$ 717,544		\$ 684,596	
EXPENDITURES				
General Government	\$ 119,788	(10) %	\$ 107,809	Administrative Accounting Change
DPW	\$ 60,795	(10) %	\$ 54,716	Budgeted Reduction
Other Public Safety	\$ 71,160	(10) %	\$ 64,044	Budgeted Reduction
Roads	\$ -	- %	\$ -	
Other Public Works	\$ -	- %	\$ -	
Health and Welfare	\$ -	- %	\$ -	
Community & Economic Development	\$ 1,095	- %	\$ 1,095	
Recreation & Culture	\$ 42,035	(5) %	\$ 39,933	
Capital Outlay	\$ -	- %	\$ -	
Debt Service	\$ -	- %	\$ -	
Other Expenditures	\$ -	- %	\$ -	
OMH MERS Payments	\$ 704,300	2.71 %	\$ 723,387	Estimated MERS Increase
Interfund Transfers (Out)	\$ -	- %	\$ -	
Total Expenditures	\$ 999,173		\$ 990,983	
Net Revenues (Expenditures)	\$ (281,629)		\$ (306,388)	
Beginning Fund Balance	\$ (223,514)		\$ (505,143)	
Ending Fund Balance	\$ (505,143)		\$ (811,531)	

Commentary: