



Weekly Market Report

13 August 2025

USD/ZAR Exchange rate:

	Last week	This week	% Change in last week
usd/zar	17.85	17.57	1.57%
dollar index	98.67	98.03	0.65%
gold	3374.14	3350.16	0.71%
Oil brent	68.73	66.67	3.0%

* Down * Up

The rand is trading at R17.57 down 28 cents from last week. The rand has had a good week against the US dollar as bets are being ramped up that the Fed will cut the interest rate in September. The possibility of a rate cut now stands at 98% as the inflation numbers released showed core cpi at 3.1%, higher than the 3.0% expected. Data released locally showed that mining production, as well as manufacturing production exceeded expectations, but this hasn't spilled over into the labor market as the second quarter's unemployment rate increased from 33.2% versus 32.9% in the first quarter. Internationally the market will be keeping a close eye between a possible trade deal between the US and China with US President Donald Trump extending the tariff deadline by a further 90 days in the hope of reaching an agreement.

Simple Moving averages

50-day R17.77

100-day R18.10

200-day R18.21

Daily:

The information in this document is the view of the author and should not be used for trading purposes. The information does not constitute financial advice.

Monthly:

The information in this document is the view of the author and should not be used for trading purposes. The information does not constitute financial advice.

Soya bean meal:

Soya bean meal for Sep 2025 is currently trading at 281.6 dollars per short ton, 1.4% higher in the last week with forward contracts also higher. Soya beans are up by 4.09% on the nearby, with forward contracts also higher. Soya oil is down by 0.6% on the nearby, with forward contracts also lower on the back of a steep drop in oil prices. The USDA estimates the 2025 US soybean crop at 4.292 billion bushels which was lower than the market expectation seen at 4.365 billion bushels. The yield is estimated at 53.6 bushels/acre. 2025/26 US soybean ending stocks are estimated at 290 million bushels which was well below the market expectation seen at 349 million bushels and the July estimate seen at 310 million bushels. US soybean exports are also lowered by 40 billion bushels for the 2025 season. US soyabean crop is rated at 68% good/excellent down 1% point from last week and in line with last year. The market will be keeping a close eye on the possibility of a deal being reached between the US and China.

50-day 288.2

100-day 291.7

200-day 295.7

Daily continuous:



	Sep-25	Dec -25 (beans Nov-25)	Mar-26	Sep 2025 % change in the last week	Dec 2025 % change in the last week	Mar 2026 % change in the last week
soya beans	1013,4	1038	1068,2	4,09%	4,53%	3,87%
soya meal	281,6	292,2	302	1,40%	2,13%	2,51%
soya oil	53,34	53,22	53,28	0,60%	0,28%	0,34%
						* Down * Up

The information in this document is the view of the author and should not be used for trading purposes. The information does not constitute financial advice.

Monthly continuous:



The information in this document is the view of the author and should not be used for trading purposes. The information does not constitute financial advice.

Argentine soya bean meal premiums:

<u>Arg Premiums</u>				
	Sellers	Buyers	change sellers	change buyers
Aug 25	-11	-15	4	3
Sep 25	-10	-15	3	3
Oct 25	-6	-12	2	3
Nov 25	No Sellers	No Buyers	-	-
Dec 25	No Sellers	No Buyers	-	-

* Down * Up

Local meal Price:

		Soya oil cake meal 45,5% protein	
Date:	2025/08/13	Aug-25	R6 654
		Sep-25	R6 668
USD/ZAR	17,57	Oct-25	R6 764
		Nov-25	R6 930
Inco Term:	FCA Durban	Dec-25	R7 100
Packaging:	Bulk	Jan-26	R7 116
Payment Terms:	7 days after invoice	Feb-26	R7 293
Subject to final confirmation. Prices excl VAT		Mar-26	R7 571
		Apr-26	R7 587
 <div> QUALITY RAW MATERIALS  </div>			

Note: Prices above are merely for research purposes

	Last week	This week	change in last week
Aug-25	R6 739	R6 654	R85
Sep-25	R6 753	R6 668	R86
Oct-25	R6 858	R6 764	R94
Nov-25	R6 987	R6 930	R58
Dec-25	R7 128	R7 100	R28
Jan-26	R7 144	R7 116	R28
Feb-26	R7 311	R7 293	R18
Mar-26	R7 549	R7 571	R22
Apr-26	R7 568	R7 587	R19
* Down * Up			

Local market:

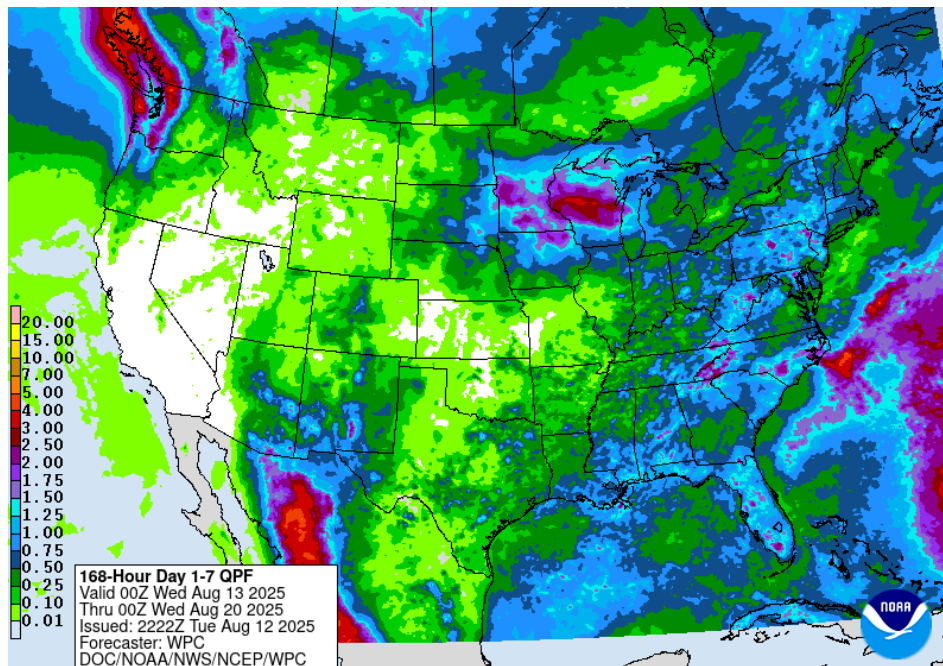
	Sep-25	Dec-25	Mar-26	Sep 2025 change in the last week	Dec 2025 change in the last week	Mar 2026 change in the last week
White maize	R4 350	R4 411	R4 406	R345	R337	R293
Yellow Maize	R3 914	R4 038	R4 044	R176	R182	R160
Wheat	R6 582	R6 345	R6 465	R97	R14	R23
Sunflower	R9 966	R10 137	R9 900	R69	R92	R102
Soya	R7 265	R7 416	R7 527	R103	R117	R94
* Down * Up						

US Corn Monthly (for implied purposes):



The information in this document is the view of the author and should not be used for trading purposes. The information does not constitute financial advice.

Weather:



Available at: <https://www.wpc.ncep.noaa.gov/qpf/p168i.gif?1633499969>

Midwest:

Slow front brings heavy rain, flooding in northern Missouri to southern Wisconsin. Another front later this week with moderate rain for corn and soybeans; heat may stress drier areas.

Southern Plains:

Tuesday rain, scattered showers through the week. Next front this weekend brings warmer temperatures, then rain next week.

Northern Plains:

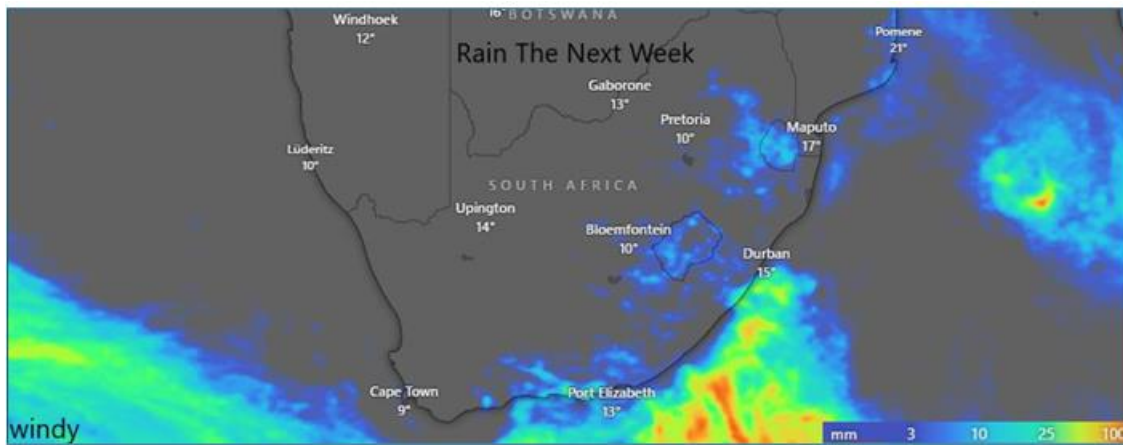
Showers Wednesday night through weekend, aiding corn and soybeans but potentially harming wheat harvest.

Delta:

Isolated showers, more rain this week as front stalls. Rainfall crucial for crops in dry spots; tropics active but no immediate impact.

South America:

Dry and cold in the south with some frost; minimal impact on early wheat. Drier through the weekend, showers possible next week. Spring planting in a month if soil moisture is adequate.



Available at: <https://www.rmd.co.za/>

South Africa:

Patches of rain is expected in parts of the eastern and central interior the rest of this week and weekend, image above. The 7-to-14-day forecast is posing the interior dry with some coastal activities, image on the right. Temperatures are expected to be warmer this week and weekend with some snow expected in Lesotho later this week.

Acknowledgement:

SAWB/GRADS/NASS/DTN/AWB/CWB/Intellicast/FNMOC/Unisys/DTN/NOAA/YR/KBWS/Wunderground/TWC/WordPress/WXRisk/Drovers/TWC/AGBoM/weather/Accuweather/spc/NOAA/soybeansandcorn/Windy/agrimoney/agweb/blacksea grain/ec.europa.eu/timeanddate/yr/myweather2/meteox/meteorblue/intellicast/iweather

Available at: [file:///C:/Users/User/Downloads/rmddailyweather%20\(21\).pdf](file:///C:/Users/User/Downloads/rmddailyweather%20(21).pdf)

Important Publication dates:

Important Publication dates:					
WASDE (World agricultural supply and demand estimates)		12-Sep	09-Oct	10-Nov	09-Dec
CEC (Crop estimate committee)	27-Aug	30-Sep	28-Oct	27-Nov	18-Dec
SAGIS (South African Grain Information Service) Monthly Whole Grain Data	26-Aug	26-Sep	27-Oct	26-Nov	23-Dec
SAGIS (South African Grain Information Service) Monthly Product Data		05-Sep	03-Oct	07-Nov	05-Dec