


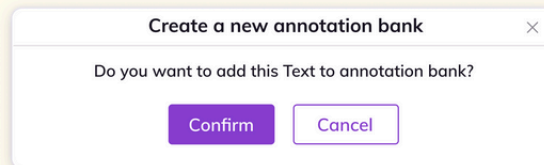
Annotation Bank



1 Hover or click on an annotation


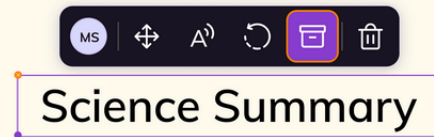
2 Click the  **Annotation Bank icon** to save

3 Click to **Confirm**




4 Click on the  **Annotation Bank icon** to open the Sidebar

5 **Drag and drop** saved annotations into your doc.



Try it out:



Tip:

Saved **Text Boxes** and **Text Comments** will show as a suggestion once you type a keyword.

Watch the video to see the Annotation Bank in action.



Video

The Annotation Bank



Learn more

kamiapp.com/training-hub