



# Congress PBL Final Reflection





- 1 Briefly describe what went well during the PBL experience (1 pts):
  
  
  
  
  
  
  
  
  
  
- 2 What struggles did you have during the PBL? (1 pts)
  
  
  
  
  
  
  
  
  
  
- 3 Explain the process of inquiry that took place during the PBL (1 pts)
  
  
  
  
  
  
  
  
  
  
- 4 Answer the Umbrella Question. Include how your PLB experience answers the Umbrella Question. REMEMBER-you need to show MASTERY while answering the Umbrella Question here. (5 pts)

**5 Learning Targets:**

- a) Copy and paste your learning target in the purple box. Explain HOW you hit this learning target AND demonstrate your mastery of this learning target in the green box. (5 pts)**

A large rectangular box with a dashed purple border, intended for pasting a learning target.A large rectangular box with a dashed green border, intended for explaining how the learning target was hit and demonstrating mastery.


- b) Copy and paste your learning target in the purple box. Explain HOW you hit this learning target AND demonstrate your mastery of this learning target in the green box. (5 pts)**

A large rectangular box with a dashed purple border, intended for pasting a learning target.A large rectangular box with a dashed green border, intended for explaining how the learning target was hit and demonstrating mastery.



c) Copy and paste your learning target in the purple box. Explain HOW you hit this learning target AND demonstrate your mastery of this learning target in the green box. (5 pts)

d) Copy and paste your learning target in the purple box. Explain HOW you hit this learning target AND demonstrate your mastery of this learning target in the green box. (5 pts)

e) Copy and paste your learning target in the purple box. Explain HOW you hit this learning target AND demonstrate your mastery of this learning target in the green box. (5 pts)

A large rectangular box with a dashed purple border, intended for pasting a learning target.A large rectangular box with a dashed green border, intended for explaining how the learning target was hit and demonstrating mastery.

f) Copy and paste your learning target in the purple box. Explain HOW you hit this learning target AND demonstrate your mastery of this learning target in the green box. (5 pts)

A large rectangular box with a dashed purple border, intended for pasting a learning target.A large rectangular box with a dashed green border, intended for explaining how the learning target was hit and demonstrating mastery.



g) Copy and paste your learning target in the purple box. Explain HOW you hit this learning target AND demonstrate your mastery of this learning target in the green box. (5 pts)

h) Copy and paste your learning target in the purple box. Explain HOW you hit this learning target AND demonstrate your mastery of this learning target in the green box. (5 pts)

6 Feel free to provide your general feedback on this PBL (optional):

## Learning Target Response Rubric

Amazing!	Skill	Needs Improvement
	<b>Defining:</b> Definitions are correct and complete. It encompasses EVERY aspect of the meaning in the context of your subject area.	
	<b>HOW:</b> It is CLEALY communicated how the learning target was used/hit in the project.	
	<b>Mastery:</b> Explanations makes sense, is thorough and is free from factual or logical errors regarding processes. It is CLEAR that the learning target was mastered for the grade level.	
	<b>Examples:</b> Purposeful examples are used with mastery and the development of the PBL.	
	<b>Writing:</b> It is CLEAR that ALL written responses are handled with care in terms of grammar, spelling, punctuation, and academic language.	