

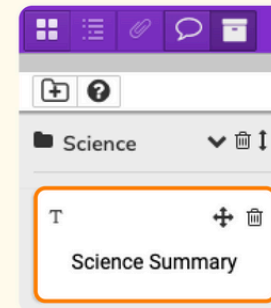
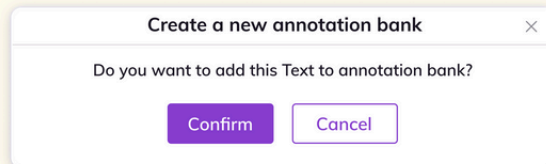
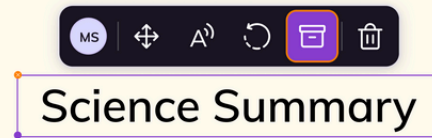



Annotation Bank



- 1 Hover or click on an annotation
- 2 Click the  **Annotation Bank icon** to save
- 3 Click to **Confirm**
- 4 Click on the  **Annotation Bank icon** to open the Sidebar
- 5 **Drag and drop** saved annotations into your doc.



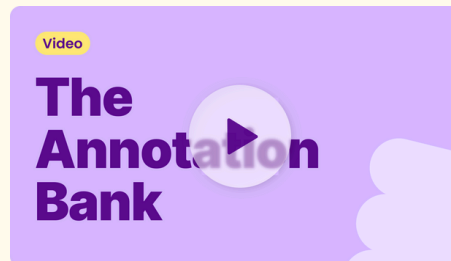
Try it out:



Tip:

Saved **Text Boxes** and **Text Comments** will show as a suggestion once you type a keyword.

Watch the video to see the Annotation Bank in action.



Learn more

kamiapp.com/training-hub