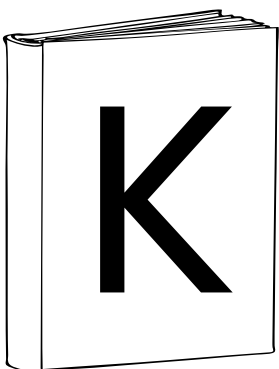
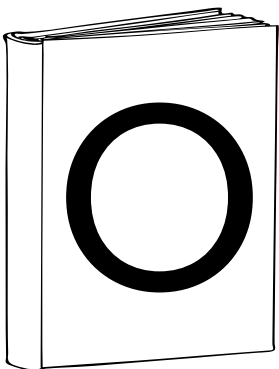
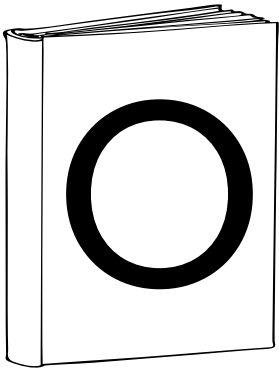



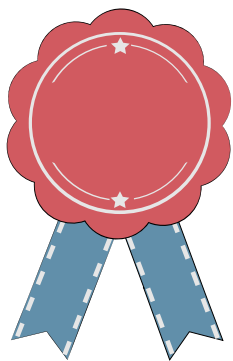
Read Across America Day

Resource Pack

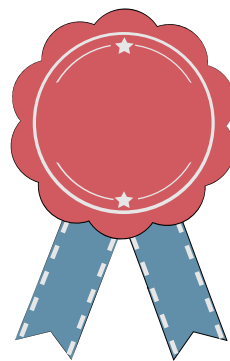


Acrostic Poem





Reading Award



Presented to

For


Congratulations!

Signed


Date



Design Your Own Book Cover






Today a
READER



tomorrow a
LEADER

- Margaret Fuller



Reading Log

[illegible]

Character Profile

My character's name: _____

Background: _____ Personality: _____

Appearance: _____

Likes: _____ Dislikes: _____


Obstacles in the text: _____ Fun fact: _____

Book Review

Title: _____

Author: _____

Genre: _____




Brief summary of the book: _____

This image shows a blank sheet of white paper with horizontal ruling lines. The lines are evenly spaced and run across the width of the page. There are no margins, text, or other markings on the paper.

Your favorite part of the book: _____







[illegible]

Would you recommend
it to a friend?



Story Sequencing

Put the story events in the right order.



Book vs Movie

Compare the book with the movie. Write about what's the same and what's different in each. Use examples from both to explain.

Plot		
Characters		
Setting		
Themes		
Structure		
Audience reviews		

Alternative Ending

Imagine an alternate ending for the story and write a one-page narrative detailing the changes and how they affect the characters and plot.

Blank lined paper for writing, with a stack of books icon in the bottom right corner.

