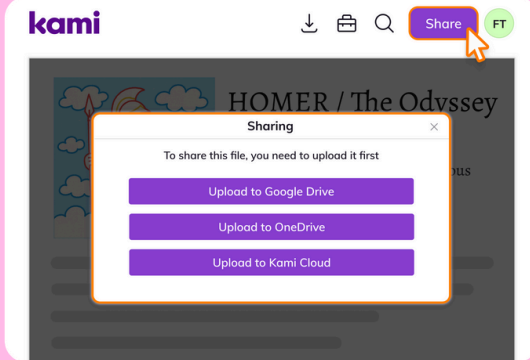
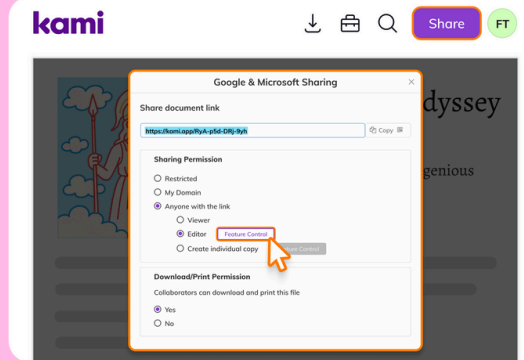


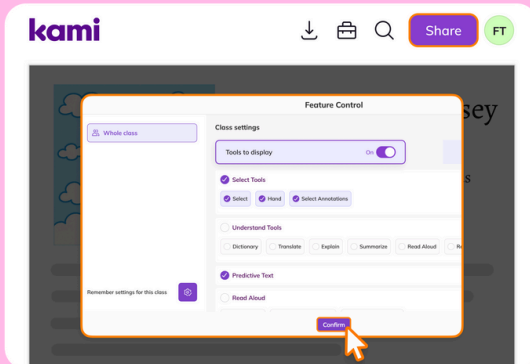
No LMS? Share a Kami Doc with a QR Code or Link



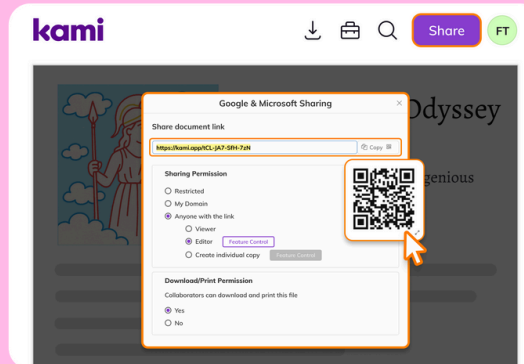
Step 1: Click **Share**, then upload using **Kami Cloud** if you're not using Google Drive or OneDrive



Step 2: Select your **Sharing Permission** and click **Feature Control**



Step 3: Select the tools you'd like your students to have access to and choose **Confirm**



Step 4: Share the **QR code** or **Kami doc link** with students

Try it out:

Challenge:

Choose any template from the **Learn Kami** section in the Kami Library, then share it with your students using a QR code or link.

Use the 😊 **Sticker Tool** and add a sticker next to each step as you complete it:



I found a template in the **Learn Kami** section in the Kami Library



I shared the activity using a QR code or link