

Add Your Photo or  
School Emblem

Back-to-School  
**Activities**  
Primary

Name & Surname:

Grade & Class:

# Activity 1: Get to Know Me

**My Name (Use different fonts & Colours):**

**Add a  
picture that  
represents  
you**

**My Favourite Colours:**

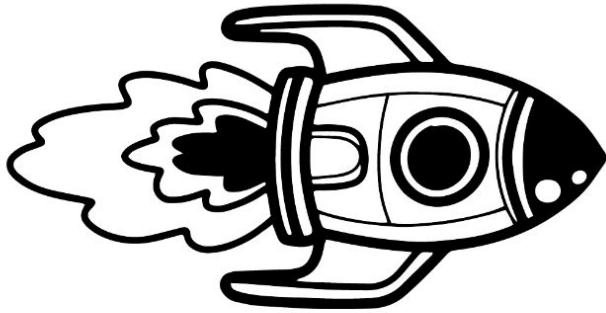
**My Birthday:**

**How old am I:**


**My Hobbies:**

**My Favourite Foods (You can  
also add pictures from  
Google):**

## Activity 2: Add Some Colour to the Quotes!



I KNOW  
I CAN.



“Be yourself;  
everyone else  
is already  
taken.”


-Oscar Wilde



“You are  
**BRAVER** than  
you believe,  
**STRONGER** than  
you seem, and  
**SMARTER** than  
you think.”

-Winnie the Pooh

## Activity 2: Add Some Colour to the Quotes!



“When life gets you down, you know what you gotta do? Just keep swimming.”

**-Dory, Finding Nemo**

“It’s not about what it is, it’s about what it can become.”

**-Dr Suess**




“Nothing is impossible, the word itself says: ‘I’m possible’!”

**-Audrey Hepburn**

## Activity 2: Add Some Colour to the Quotes!

**“Life doesn’t  
give us  
purpose. We  
give life  
purpose.”**

**-The Flash**



Which quote is your favourite? (Use any of the comment tools to answer this question):

Create your own picture quote below:

## Activity 3: The Vocab Challenge

Play this game in pairs. Click on the Drawing Tool and choose your favourite colour. Now, close your eyes and try to put a mark on any of the shapes below. Use the Dictionary Tool to find the definition of the word you land on:

authentic

dedicate

determined

potential

determined

**Definition:**

potential

**Definition:**

dedicate

**Definition:**

authentic

**Definition:**



## Activity 3: The Vocab Challenge

authentic

dedicate

determined

potential

**Choose one word and write an interesting sentence below:**

**Create a picture about your sentence. Use as many tools as you can, including: Shapes, Add Media, and more.**

## Activity 4: Write a 'Wow' Story

### What is a 'Wow' Story?

We usually write or type a story, but using tools that 'wow' can bring our stories to life! Write a cool story by completing the challenges below:

### Your Ideas Board:

Think about what you want your story to be about. Use this space for all your ideas. Insert videos, pictures, drawings, Video or Voice comments and more:

**Story Title:**



## Activity 4: Write a 'Wow' Story

What are interesting vocabulary that you can use in your story?  
Look for interesting words and use the Dictionary Tool to define  
each word:

**Word**

**Definition**

**Word**

**Definition**

**Word**

**Definition**

**Word**

**Definition**

**Word**

**Definition**

**Word**

**Definition**

## Activity 4: Write a 'Wow' Story

Add the main ideas for each of the following sections in your story (use any interesting tools):

**Introduction**

**Body Paragraph 1**

**Body Paragraph 2**

**Conclusion**

## Activity 4: Write a 'Wow' Story

**It's time to write your 'Wow' story: Use the Voice or Video Comment Tool to write your Introduction. Top Tip: You can type your introduction below and record yourself afterwards.**

## Activity 4: Write a 'Wow' Story

Use the Text Box Tool to write the body of your story.

**Top Tip:** Use the Dictionary Tool to check for spelling and to find more interesting words.

### Paragraph 1

### Paragraph 2

## Activity 4: Write a 'Wow' Story

Use any creative tools to write the conclusion of your story.

**Reflection:** Ask a peer to have a look at your story. Ask your peer to use the Screen Capture Tool to document any feedback:

## Activity 4: Write a 'Wow' Story

**Story Review:** Based on your peer feedback and after reading your story again, rewrite a final version of your story below using the Text Box Tool:

**Introduction**

**Body Paragraph 1**

**Body Paragraph 2**

**Conclusion**




## Activity 4: Write a 'Wow' Story

**Story Rubric:** Give yourself some stickers for each of the sections below:

Criteria	How did you do? Add a sticker in the space below:	Teacher Feedback:
I chose a creative title for my story:		
I found at least six interesting words which I defined using the Dictionary Tool:		
My story has an introduction, two paragraphs for the body and an interesting conclusion:		
Each sentence ends with a punctuation mark:		
I used capital letters to begin my sentences and names:		
The story is my own, authentic work:		
I listened to the feedback of my peer and made changes I found valuable:		
I used at least five different tools to write my story:		
Explain what you liked or did not like about the activity. Where do you think you need more help? Use any of the comment tools to answer this question:		

# Activity 5: All About Animals & Conservation

Label the following animals. Find interesting facts about each animal. Use as many different tools as you can:



**Facts:**

**Facts:**

**Facts:**



**Facts:**

**Facts:**

**Facts:**

## Activity 5: All About Animals & Conservation

Read the following article from [\*Britannica Kids\*](#) and answer the questions that follow:

### Introduction

Conservation is the protection of things found in nature. It requires the sensible use of all Earth's **natural resources**: water, soil, minerals, wildlife, and forests. People who care about conservation try to preserve natural resources so they will still be around in the future. They also try to keep the **environment** clean and healthy.

[Read Full Article Here](#)

Use the Markup Tool to highlight all the keywords in the 'introduction' paragraph above. Then, define each word using the Dictionary Tool:

Word

Definition

Word

Definition

## Activity 5: All About Animals & Conservation

**Word**

**Definition**

**Word**

**Definition**

**Word**

**Definition**

**Read the full article again. Now answer the following questions using any interesting tools:**

- 1. What is the difference between renewable and nonrenewable resources? Provide examples of each.**

## **Activity 5: All About Animals & Conservation**

**2. Explain the concept of conservation and why it is important.**

**3. Why is water considered one of Earth's most important natural resources? How is water used in various ways?**

**4. Why has water conservation become necessary as Earth's population grows? What challenges may arise during periods of drought?**

## Activity 5: All About Animals & Conservation

**5. Why might money be a barrier to conservation efforts? Provide an example from the passage.**

**6. How do governments play a role in conservation and what measures have they taken, as mentioned in the passage?**

**7. Name and explain three things your school can do to help conservation efforts.**



## Activity 5: All About Animals & Conservation

**8. Design a poster educating people about the importance of conservation. Make it creative, colourful and use as many tools as possible:**


## Activity 6: All About the Solar System

**Find an interesting 360 degree YouTube video about the solar system and insert below:**

**What did you find interesting about the video? Use any of the Comment Tools to answer this question:**

## Activity 6: All About the Solar System

Label each of the planets below using the Voice Comment Tool. Place your comment dots in the circle shapes and choose a different colour for each comment:



Type the name of your favourite planet below.  
Why is this your favourite planet?

## Activity 6: All About the Solar System

Draw your own unique planet in the space below: