




**Peanut  
Butter**

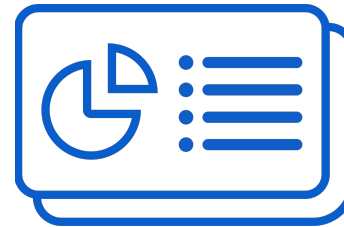
**and  
Jelly!**



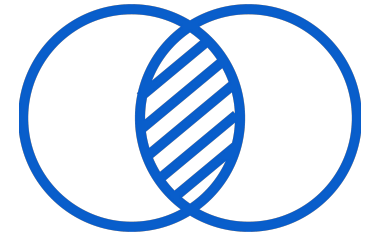
**Whole  
Class**



**Teacher takes  
notes  
Or guided note  
taking**



**One Source**



**Guided  
Comparison  
& Talk  
Write Individually**

Like a CyberSandwich except the note taking and comparison is modeled/shared with the teacher. The goal is to ensure success while scaffolding toward a full Cyber Sandwich when students have developed enough skills to do so.



# Peanut Butter and Jelly:

a modified Cyber Sandwich  
for K-2 students

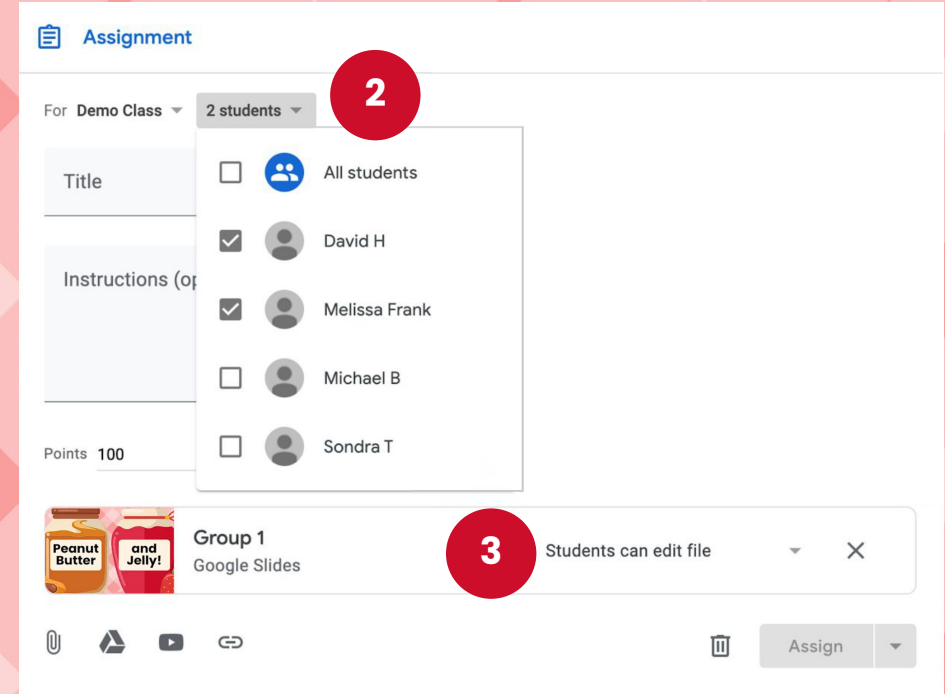
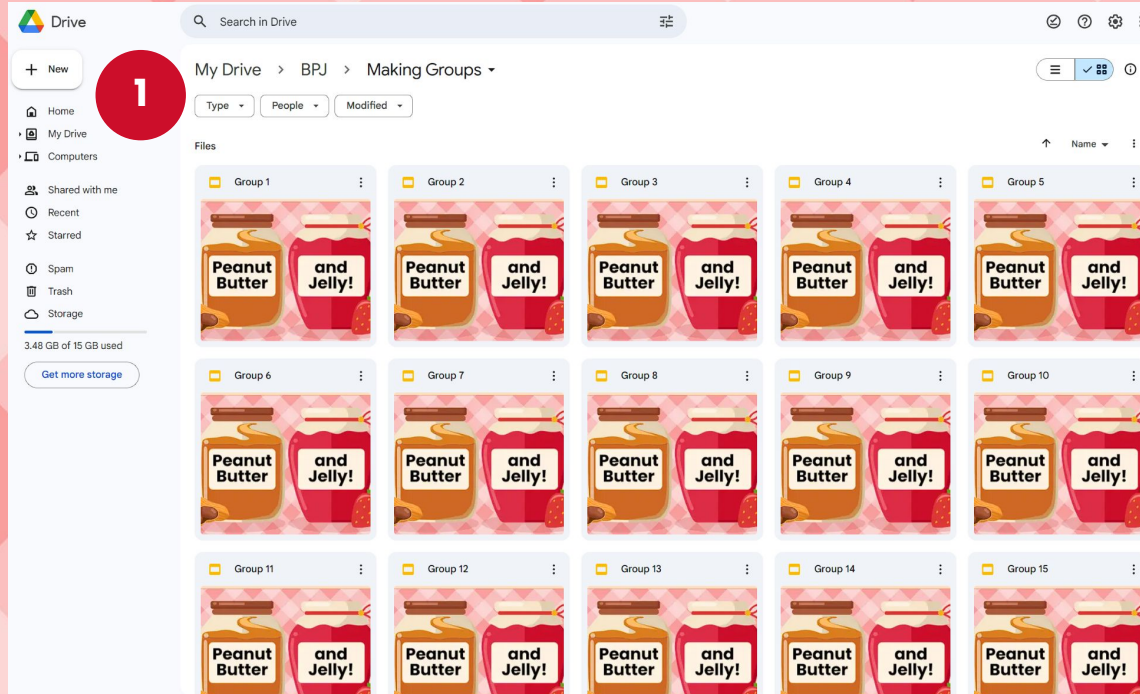
If you are looking to modify the Cyber Sandwich EduProtocol so that younger students do not need to cut and paste, then this is the protocol for you!

## Directions:

1. Students read a text (together with teacher or independently) or watch a short video clip.
2. Together, with the teacher recording on the board, record 'notes' from the reading (key details).
3. Students pair share during this process to generate ideas for the board.
4. After notes are written, students pair share 1-2 key ideas they want to write about.
5. Students the write their 1-4 sentences depending on ability.

**Note:** Students may work on individual slides when first using this protocol and then move into a shared slide when they are more proficient with the protocol so that they may scaffold their writing off of each other. As soon as students can comfortably cut and paste text, move them into Cyber Sandwich so they can learn to take notes from their reading.

# Share for Students in Google Classroom



1. When making your groups in Google Classroom, start in your Google Drive. Make a copy of the slide deck for each group. Name your copies, group 1, group 2, etc.

2. In Google Classroom, choose the two students who will be sharing this slide deck.

3. Then assign the deck as "students can edit file." Each pair will be editing your original since you have done the sharing for the students.



The background features a pink and white diamond-shaped checkerboard pattern. At the top, there is a thick, wavy layer of red strawberry jam with small seeds. On the left side, a wooden spoon holds a dollop of golden-brown jam. The text "Two are better than one!" is written in a large, bold, black font in the center-right area.

**Two are  
better than  
one!**

## Our class notes

Teacher takes notes on this side with the class. Depending on ability, students may copy notes on a slide while the teacher is reading/writing, as a shared note taking activity.



Student one uses  
this slide for  
writing.



Student two uses  
this slide for  
writing.