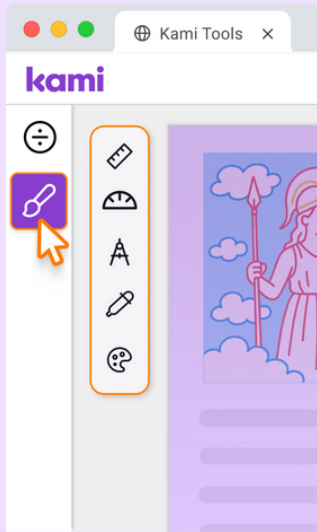


Using Kami in the Classroom

Where to find it:



Watch the video:



Video

The Drawing Tool



Tip: Use any of the Comment tools to answer this reflection question in the yellow block:

What was easy or fun about using the Drawing tool?



The Drawing Tool

Challenge:

Explore how to change colors, thickness and transparency

Task 1 · Color Exploration · Draw two lines below that are each a different color:

A large yellow rectangular box with rounded corners, intended for drawing two lines of different colors.

Task 2 · Line Weight & Style · Draw two lines below that are the SAME color, but a different thickness:

A large yellow rectangular box with rounded corners, intended for drawing two lines of the same color but different thickness.

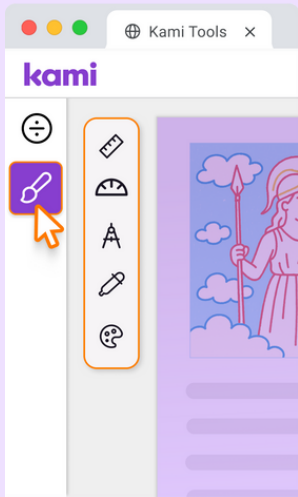
Task 3 · Transparency Control · Draw two lines below that are the same color but different transparency:

A large yellow rectangular box with rounded corners, intended for drawing two lines of the same color but different transparency.

The Drawing Tool

Scribble Match

Where to find it:



Watch the video:



Tip: Use any of the Comment tools to answer this reflection question in the yellow block:

What was easiest or hardest about matching the scribbles?

Challenge:

Show off what you've learned so far!

- Below are two sets of scribbles with different colors, thicknesses and transparencies
- The thickness of each line is indicated in the circles below
- **Your task:** Draw the same scribbles by matching the formatting

Scribbles



Your Scribbles

Scribbles

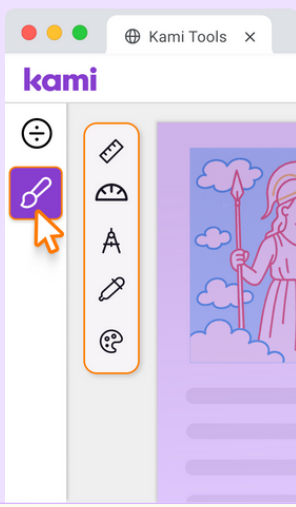


Your Scribbles

The Drawing Tool

Scribble Match

Where to find it:



Watch the video:



Tip: Use any of the Comment tools to answer this reflection question in the yellow block:

What did you notice about the colors and thicknesses?


Challenge:

Show off what you've learned so far!

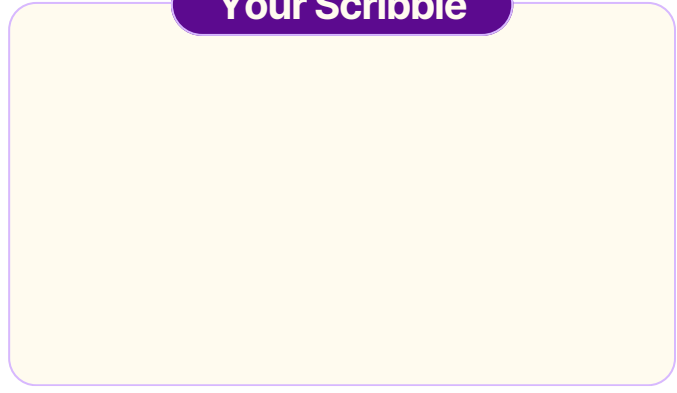
Below are two sets of scribbles with different colors, thicknesses and transparencies.

Your task: Draw the same scribbles by matching the formatting.


Scribbles



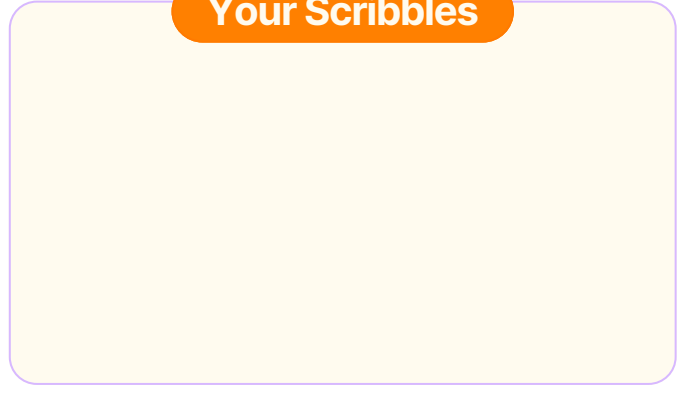
Your Scribble



Scribbles



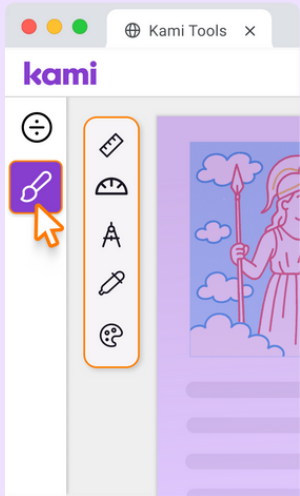
Your Scribbles



The Drawing Tool

Scribble Match

Where to find it:



Watch the video:



Tip: Use any of the Comment tools to answer this reflection question in the yellow block:

What helped you copy the scribbles accurately?




Challenge:

Show off what you've learned so far!

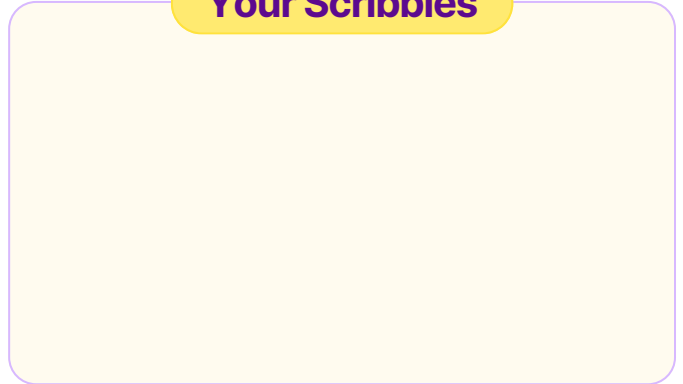
Below are two sets of scribbles with different colors, thicknesses and transparencies.

Your task: Draw the same scribbles by matching the formatting.

Scribbles



Your Scribbles



Scribbles



Your Scribble

