

# Welcome to kami


Let's get started with some fun activities so you can get to know the amazing Kami tools and features!

1. Use the **Text Box** tool to write your name:

Get creative – change the background to any color you want!

T

-----



A

2. Find the **Markup** tool to highlight the words below in blue:

**Kami the Dog**




3. Use the **Drawing** tool to connect the outlines of Kami's face:






4. With the **Shapes** tool, add circles to fill Kami's paint palette:

Tip: Change your stroke thickness to **Fill**, then hold **Shift** to draw a perfect shape.



5. Use the **Add Media** tool to insert an image of a dog:

Tip: Use **Google Image Search**.



6. With the **Comment** tool, leave a voice or video message of your own:

Finish with some flair: Add a sticker from the **Stickers** tool within the **Add Media** tool.

