

CyberSandwich




BEST
Sandwiches
EVER

OPEN



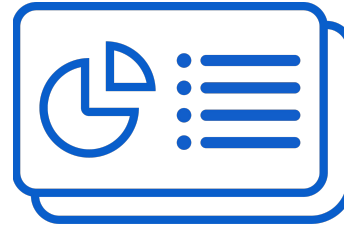
CyberSandwich



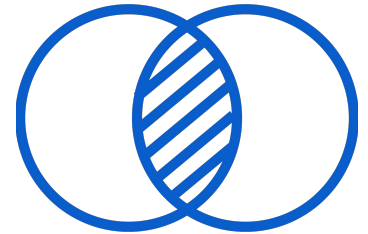
**Two
Students**



**Five
Slides**




One Source



**Read
Compare
Talk Write**

The Socratic segment happens after the Venn Diagram is done, not before.
Like a think-pair-share, but written and in slides.

If there are **two** (2)
people in your group,
use these slides.





Student 1 Notes

Notes

Notes

Key quote:

Key quote:

Data point

Data point



Student 2 Notes

Notes

Notes

Key quote:

Key quote:

Data point

Data point



Student 1



We both have!

Compare here:



Student 2



Student 1 Writing

Writing Guide:

POV

1st Person

2nd Person

3rd Person

Genre:

Narrative

Informational

Compare/Contrast



Student 2 Writing

Writing Guide:

POV

1st Person

2nd Person

3rd Person

Genre:

Narrative


Informational

Compare/Contrast

The slides for **two** (2) people end here.

You may delete this slide and all of
the slides **below** this slide.

If there are **three** (3)
people in your group,
use these slides.





Student 1 Notes

Notes

Notes

Key quote:

Key quote:

Data point

Data point



Student 2 Notes

Notes

Notes

Key quote:

Key quote:

Data point

Data point



Student 3 Notes

Notes

Notes

Key quote:

Key quote:

Data point

Data point



Student 1



Student 2



Student 3



We all have!

Compare here:



Student 1 Writing

Writing Guide:

POV

1st Person

2nd Person

3rd Person

Genre:

Narrative

Informational

Compare/Contrast



Student 2 Writing

Writing Guide:

POV

1st Person

2nd Person

3rd Person

Genre:

Narrative

Informational

Compare/Contrast



Student 3 Writing

Writing Guide:

POV

1st Person

2nd Person

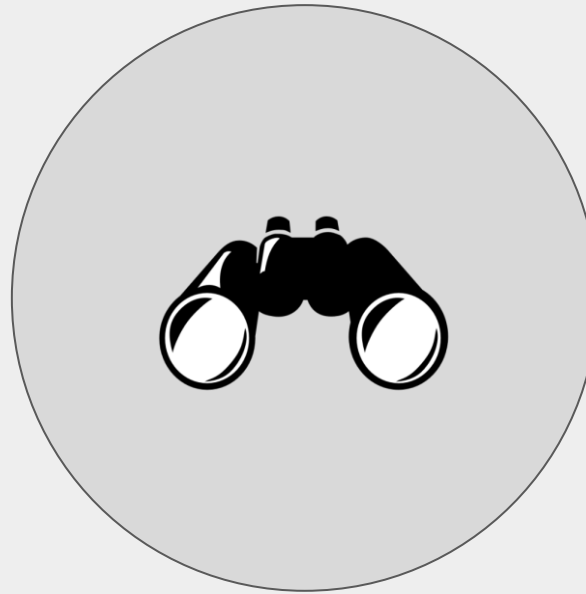
3rd Person

Genre:

Narrative

Informational

Compare/Contrast



Images from Pixabay used under license.

Please keep this last page visible.



Check out more templates at EduProtocols.com
kamiapp.com/library