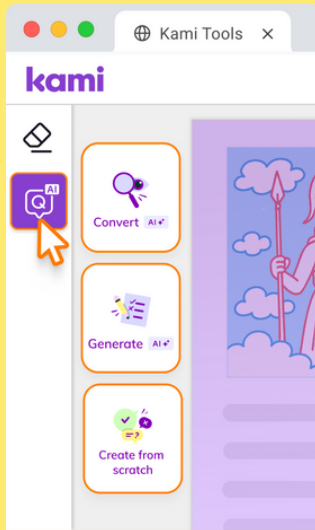


Using Kami in the Classroom

Where to find it:



Watch the video:



Tip: Use any of the Comment tools to answer this reflection question in the yellow block:

What part of generating questions with Kami Questions AI felt the easiest for you?

Kami Questions AI

Challenge:

Create new auto-graded questions using Kami Questions AI

Step 1 · Click the Kami Questions AI icon in your toolbar

Step 2 · Choose the Generate option:



Generate AI

Use AI to create new auto-grading questions

Step 3 · Adjust these settings:

A screenshot of the 'Generate questions' settings panel. It includes fields for 'Grade level' (set to Grade 10), 'Language' (set to English (US)), and 'Select pages' (set to All pages). There are sections for 'Questions' (Multiple choice, 5 questions, 4 options) and 'Advanced settings' (Difficulty level: At grade level, Depth of Knowledge level: Level 1: Recall). A 'Generate questions' button is at the bottom.

Choose your **Grade Level**, **Language**, and the pages you want the questions to be based on.

Click **Advanced Settings** to pick your **Question Type** and **Number of Questions**.

Select your **Difficulty Level** and **Depth of Knowledge Level**. Add extra questions if needed. Click **Generate Questions** to finish.

Step 4 · Edit and Assign:

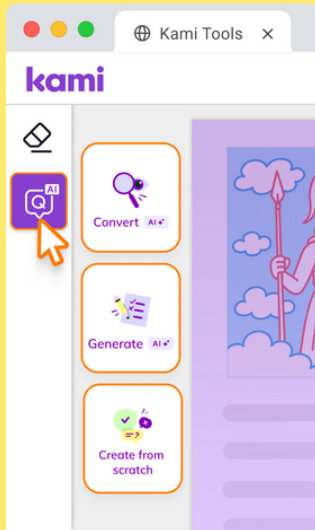
A screenshot of the 'Edit and Assign' panel. It shows a question: 'What is the main goal of Universal Design for Learning (UDL)?'. Below it are four multiple-choice options: A) To help teachers design learning for every student (selected), B) To create lessons only for advanced students, C) To make all students learn the same way, and D) To remove all choices from learning activities. There is an 'Add answer option' button. At the bottom, there are settings for 'Multiple choice' (1 point), 'Display on page' (On), 'Show answer option only' (Off), 'Randomize order' (Off), and 'Add hint' (Off).

Click any question or answer to edit it, or drag it to rearrange the order.

You can show the question on the page, show only the answers, randomize the order, and add hints. When you're done, [assign it through your LMS](#).

Using Kami in the Classroom

Where to find it:



Watch the video:



Tip: Use any of the Comment tools to answer this reflection question in the yellow block:

How did creating an auto-graded question with Kami Questions AI help you understand UDL more deeply?



Kami Questions AI

Challenge:

Create new auto-graded questions about the following text using Kami Questions AI

Universal Design for Learning

Universal Design for Learning (UDL) is a framework that helps teachers create learning environments that work for every student by planning for variability from the start.

UDL emphasizes providing multiple ways for students to access information, engage with learning, and show what they know. Rather than relying on a single method, teachers design lessons that include options like visuals, audio, hands-on activities, and technology tools so students can choose what best supports their learning needs.

This flexible approach benefits all learners, including multilingual students, those with disabilities, and those who simply learn best in different ways.

In a UDL-aligned classroom, students are encouraged to take ownership of their learning while teachers act as designers who anticipate barriers and remove them before they appear.

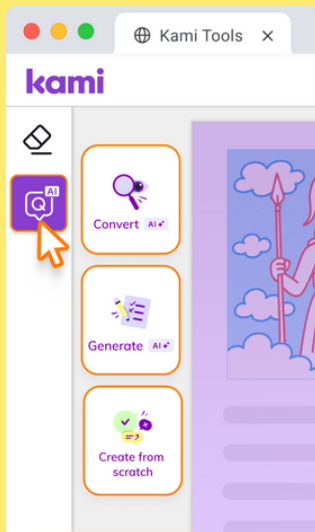
Drag one of your questions into this block and turn it into a

Q5

Question Marker:

Using Kami in the Classroom

Where to find it:



Watch the video:



Tip: Use any of the Comment tools to answer this reflection question in the yellow block:

How did converting your existing questions with Kami Questions AI make your work easier?

Kami Questions AI

Challenge:

Convert an existing question into an auto-graded question using Kami Questions AI

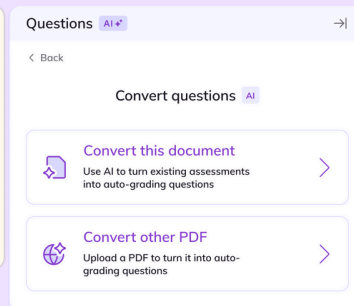
Step 1 · Click the  Kami Questions AI icon in your toolbar

Step 2 · Choose the Convert option:

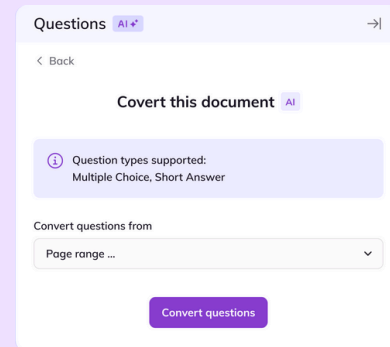


Convert AI
Use AI to turn existing assessments into auto-grading questions

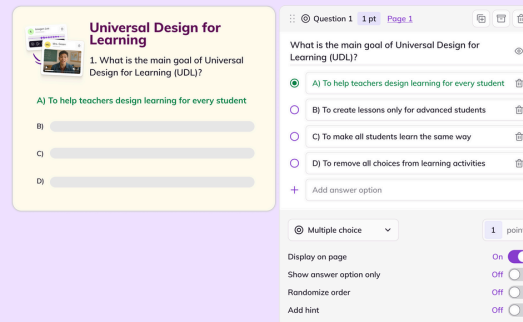
Step 3 · Select the document that already has questions you want to Convert:



Step 4 · Choose the pages with existing questions and select Convert Questions.



Step 5 · Review and Assign:

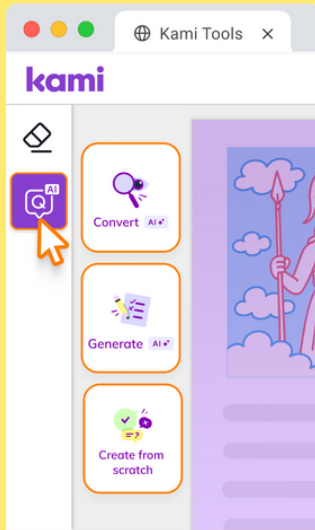


Click any question or answer to edit it, or drag it to rearrange the order.

You can show the question on the page, show only the answers, randomize the order, and add hints. When you're done, [assign it through your LMS](#).

Using Kami in the Classroom

Where to find it:



Watch the video:



Tip: Use any of the Comment tools to answer this reflection question in the yellow block:

What surprised you about how Kami Questions AI handled your question?



Kami Questions AI

Challenge:

Convert an existing question into an auto-graded question using Kami Questions AI

Universal Design for Learning

Universal Design for Learning (UDL) is a framework that helps teachers create learning environments that work for every student by planning for variability from the start.

1. What is the main goal of Universal Design for Learning (UDL)?

- A. To create lessons only for advanced students
- B. To help teachers design learning for every student
- C. To make all students learn the same way
- D. To remove all choices from learning activities

Drag the question into this block and turn it into a

Q5

Question Marker: