

Get started with kami

Complete each level to get familiar with some of our cool tools.



Remember to click on the ▶ play button to learn more.

Welcome, Explorer!

Mission Control has selected you for an important journey across the galaxy.

Your Kami tools are your space gear. Use them to complete each mission!

Level 1: Kami Tools to Help You Get Started



Mission 1: Every Space Explorer Needs a Badge

Use the **Text Box tool** to type your name on the line.

This will activate your Space Explorer ID so you can enter the ship.



kami

Official Space Explorer Badge

Name

Get started with kami

Complete each level to get familiar with some of our cool tools.



Mission 2: Complete the Rocket Path

Use the **Drawing Tool** to find the astronaut's flight path:





Mission 3: Mission Control has a question for you!

- Use any **Comment Tool** (**Text Comment**, **Voice Comment**, or **Video Comment**) to answer it.
- Place your **Comment dot** inside the light purple circle.



Question:

What is one place in space you want to explore?



Get started with kami


Complete each level to get familiar with some of our cool tools.

Level 2: Kami Tools to Help You Learn & Create




Mission 4: Explore the Solar System and Gather New Discoveries


Label the missing planets using the **Text Box** Tool:




Mercury




Earth



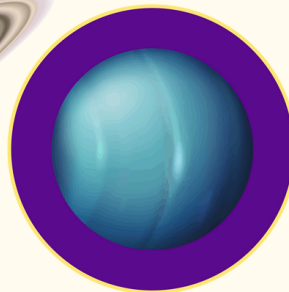
Mars




Jupiter



Saturn




Uranus



Mission 5: Solve the Mystery

Use the **Understand Tool**  (**Explain**) and draw a box around the Solar System above.



Get started with kami

Complete each level to get familiar with some of our cool tools.

Level 3: Kami Tools to Help You Share Your Ideas



Mission 6: Report your findings to Mission Control

- Choose a spot in the sentence below where a 😊 **Sticker** would help someone understand the main idea
- Add the **Sticker**
- Then write a short note using the T **Text Box Tool**, explaining why you placed it in that spot:

Sentence:

As you explore Planet Stardust, your scanner suddenly flashes. Bright stars swirl together to form a glowing, moving pattern in the sky.

Your Note (Why did you place the **Sticker** in the spot above?):



Mission 7: Sketch Your New Planet Discovery

Your spaceship travels across the galaxy. You enter a glowing nebula with bright, swirling colours. Suddenly, you see a new planet in the mist. No one has ever explored it before!

Use the **Drawing Tool** to draw an image of the new planet:

