



# GUESS THE PICTURES!

MOSES WAS ONE OF THE PEOPLE IN THE BIBLE THAT PORTRAYED THE FRUIT OF FAITHFULNESS.  
EVEN THOUGH THE PEOPLE ALWAYS COMPLAINED ABOUT MOSES, HE REMAINED FAITHFUL!  
MOSES NEVER TURNED HIS BACK ON GOD AND FOLLOWED HIS INSTRUCTIONS.




THE SCRIPTURE BELOW IS INCOMPLETE.

1. FILL IN THE BLANKS BY USING THE PICTURES TO HELP YOU.
2. COLOUR IN THE PICTURES USING YOUR FAVOURITE COLOURS.



TURN TO HEBREWS 3:2 (ICB)  
TO CHECK IF YOU GOT  
THE RIGHT WORDS!



"AND \_\_\_\_\_ (1) WAS \_\_\_\_\_ (2)  
TO GOD AS \_\_\_\_\_ (3) WAS. MOSES DID EVERYTHING  
GOD WANTED HIM TO DO IN GOD'S \_\_\_\_\_ (4)."

**HEBREWS 3:2 (ICB)**



# THE FRUIT CHALLENGE

## THE FAITHFUL APPLE PIE

GOD IS FAITHFUL AND HE WANTS US TO BE FAITHFUL JUST LIKE HIM.

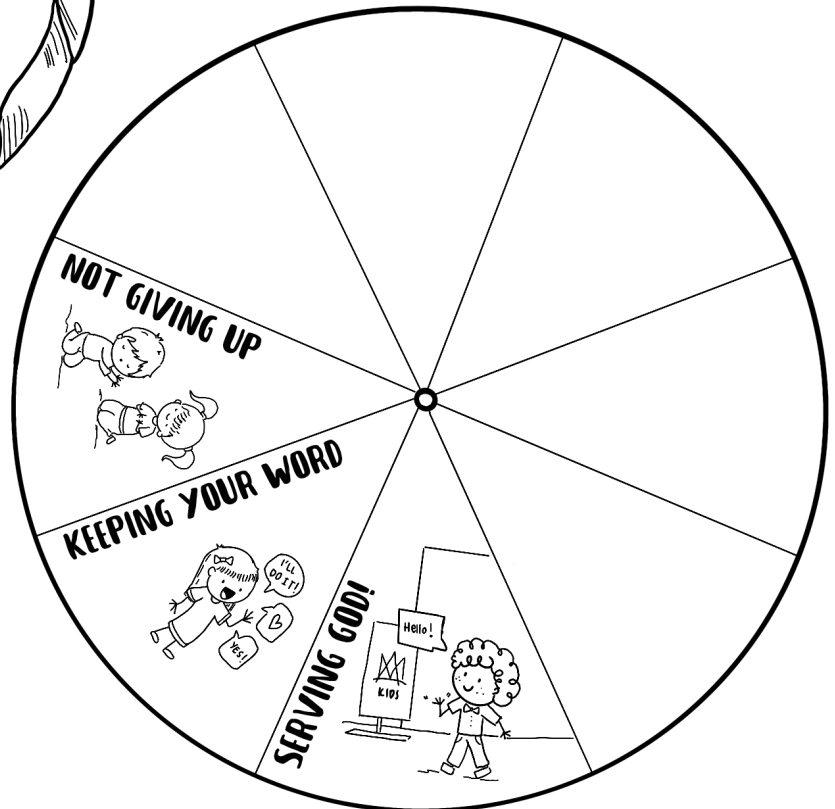
WE LEARNT THAT TO BE FAITHFUL, WE NEED THE HELP OF THE HOLY SPIRIT!

THIS WEEK, CHALLENGE YOURSELF BY FILLING UP THE APPLE SLICES WITH HOW YOU HAVE BEEN FAITHFUL.



### STEPS:

1. WRITE/DRAW IN THE REMAINING PIE SLICES TO SHOW HOW YOU CAN BE FAITHFUL. TO SHOW HOW YOU CAN BE FAITHFUL.
2. COLOUR IT WITH YOUR FAVOURITE COLOURS.
3. CUT OUT TEMPLATE A AND B.
4. MAKE A HOLE IN THE MIDDLE OF THE PIE USING THE DOT AS YOUR GUIDE.
5. USING A SPLIT PIN, POKE IT THROUGH AND SECURE IT.
6. SPIN THE PIE SLICES TO REMIND YOURSELF OF HOW YOU'VE BEEN SO FAITHFUL!



TEMPLATE B