

THE FRUIT CHALLENGE

PLATE FACES!


THE BIBLE SAYS IN PHILIPPIANS 4:5 "LET ALL MEN SEE THAT YOU ARE GENTLE AND KIND. THE LORD IS COMING SOON." TODAY YOU WILL BE DESIGNING YOUR VERY OWN PLATE FACE, AND THEN ACTING OUT A TIME THAT YOU PRACTICED GENTLENESS.

YOU WILL NEED:

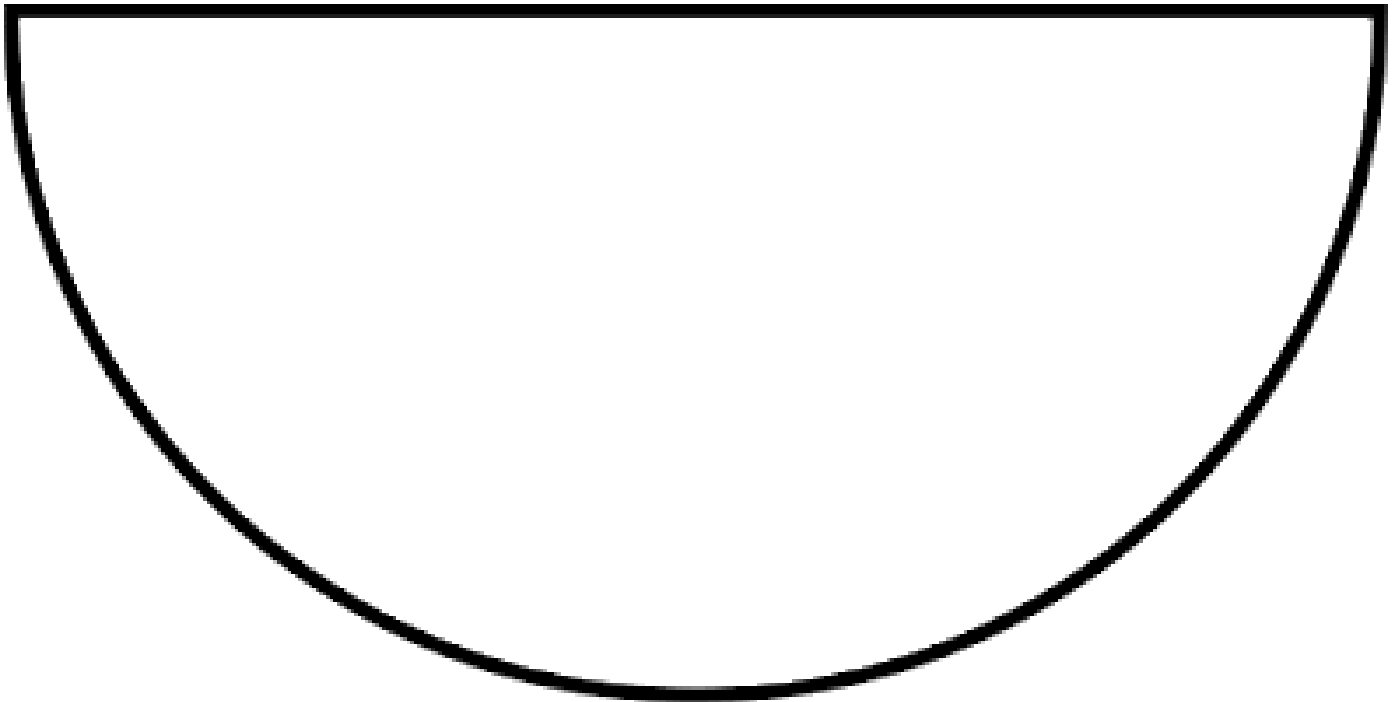

- FACE TEMPLATE PRINTED ON HARD CARD/HALF A PAPER PLATE
- MARKERS
- POPSICLE STICK
- TAPE

STEPS:

1. DECORATE THE BOTTOM HALF OF YOUR FACE ON THE TEMPLATE/PAPER PLATE. BE AS CREATIVE AS YOU CAN BE WITH COLOURING/PASTING.
2. ONCE YOU'RE DONE, ATTACH YOUR POPSICLE STICK ON THE BACK OF THE TEMPLATE/PAPER PLATE.
3. WRITE THE SCRIPTURE FROM PHILIPPIANS 4:5 AT THE BACK.
4. THINK OF A TIME WHERE YOU SHOWED GENTLENESS.
5. GET READY TO USE YOUR PLATE FACE TO ACT IT OUT!



BORN TO BE
Joyful



MATCHING GENTLENESS CARDS

**GOD WANTS US TO HAVE GENTLENESS IN OUR SPIRIT SO WE ARE ALWAYS OPEN TO LEARN.
 WHEN WE LIVE BY THE HOLY SPIRIT, HE ENABLES US TO HAVE GENTLENESS.
 DISCUSS WITH AN ADULT HOW CAN YOU BE GENTLE TODAY?**


STEPS:

- 1. PRINT DOUBLE SIDED FOR THIS ACTIVITY. (IF YOU ARE UNABLE TO, GLUE BACK OF THE CARDS TOGETHER)**
- 2. COLOUR THE REMAINING PICTURES IN YOUR FAVOURITE COLOURS.**
- 3. PLACE ALL OF THE CARDS FACING DOWN.**
- 4. EACH PERSON TURNS OVER 2 CARDS.**
- 5. THE AIM OF THE GAME IS TO TURN OVER 2 OF THE SAME CARDS.**
- 6. IF THE CARDS THAT YOU TURN OVER DO NOT MATCH, PUT THEM FACE DOWN AGAIN. IF THEY MATCH, YOU KEEP THE SET!**
- 7. THE PERSON THAT MATCHES THE MOST SETS WINS!**





TREAT THINGS WITH CARE



TREAT THINGS WITH CARE



CARING FOR YOUR FRIENDS



CARING FOR YOUR FRIENDS



WILLING TO LEARN




WILLING TO LEARN



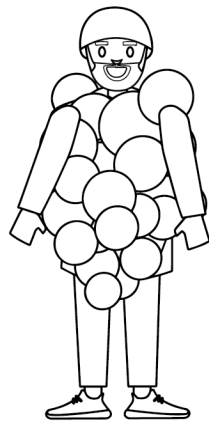
PLAYING WITH OTHERS CAREFULLY



PLAYING WITH OTHERS CAREFULLY



GENTLENESS THE GRAPE



GENTLENESS THE GRAPE



SPEAK GENTLY



SPEAK GENTLY

