




STICK PUPPETS

COLOUR THE CUTOUTS BELOW WITH YOUR FAVOURITE COLOURS. CUT EACH ONE OUT. THEN, ATTACH A STICK TO THE BACK OF IT AND SECURE IT WITH TAPE. RETELL THE STORY OF JOSEPH TO YOUR FRIENDS AND FAMILY USING YOUR VERY OWN STICK PUPPETS!



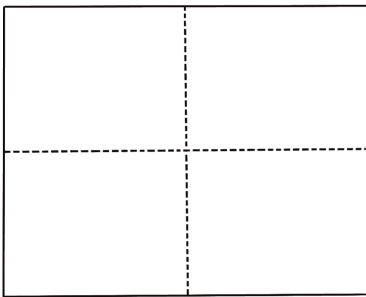


DREAM BOOK

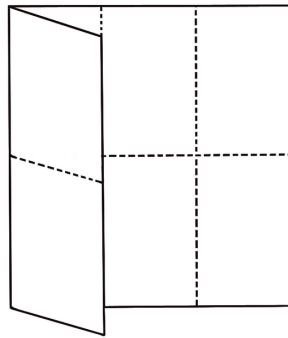
MAKE YOUR VERY OWN DREAM BOOK BY FOLLOWING THE STEPS BELOW.

WRITE OR DRAW YOUR DREAMS IN THIS BOOK.

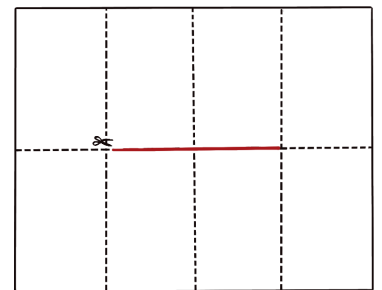
THEN, ASK GOD TO REVEAL THE MEANING OF THE DREAM TO YOU!



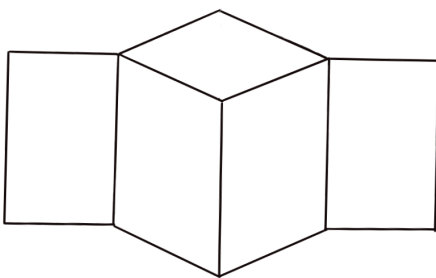
**FOLD IN HALF BOTH WAYS.
THEN, UNFOLD.**



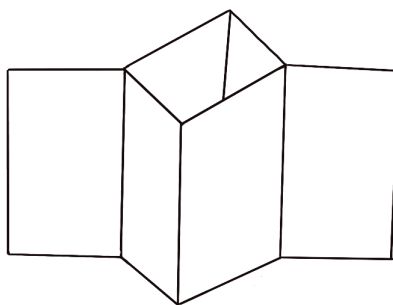
**FOLD SIDES INTO THE CENTRE.
THEN, UNFOLD.**



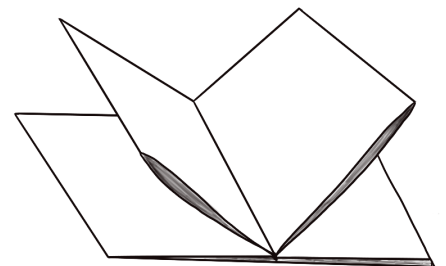
**CUT ALONG THE CENTRE FOLD
CAREFULLY WHERE INDICATED.**



**FOLD IN HALF. THEN, OPEN
UP THE CUT IN THE CENTRE.**



**PUSH TOGETHER UNTIL IT
FORMS FOUR PAGES.**



**FOLD TO FORM A COVER
ON THE OUTSIDE.**

