




BIBLE VERSE DECODING

Decode the Bible verse using the code chart below. Then, share with your family or friends about any dreams you've had where God has spoken to you, or if you've ever seen an angel in your dreams! End by saying the prayer below together!



A - ✖	N - ✖
B - ✖	O - ✖
C - ✚	P - ⊕
D - ♣	Q - #
E - ✚	R - ☆
F - ☉	S - ★
G - ☼	T - ☆
H - ❄	U - ☆
I - ✖	V - ⊕
J - ♥	W - ✧
K - ☀	X - ◆
L - ♁	Y - ☰
M - ♀	Z - ☵

PSALM 3:5 (ICB)

✖ ✚✖✖ ♁✖✚ ♣✖✧ ✖✖♣ ☼✖ ☆✖

★♁✚✚⊕ . ✖✖♣ ✖ ✧✖ ♁♁ ✧✖☀✚ ✖⊕

✖☼✖✖✖ ✖✚✚✖☆★✚ ✖☼✚ ♁✖☆♣

⊕☆✖☆✚✚✚☆★ ♁✚ .

Draw the angel's face, colour the angel in, then say the prayer!



Dear Lord Jesus,

I thank you that You love me, and You're always speaking to me, even through my dreams! Thank you for protecting me from any plans the enemy has. I praise You because I know that Your plans are to give me hope and a good future. Fill my heart with peace when I rest and go to sleep. Let me encounter You in an amazing way!

In Jesus' name, amen!

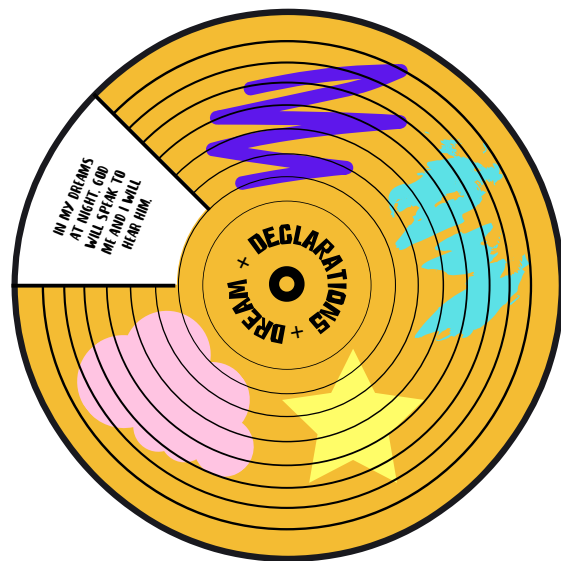


DREAM DECLARATION SPINNER

Every night before you sleep, use the spinner below to remind yourself that God protects you, His presence is with you, and that you can hear Him in your dreams. So, you can sleep and dream without fear.

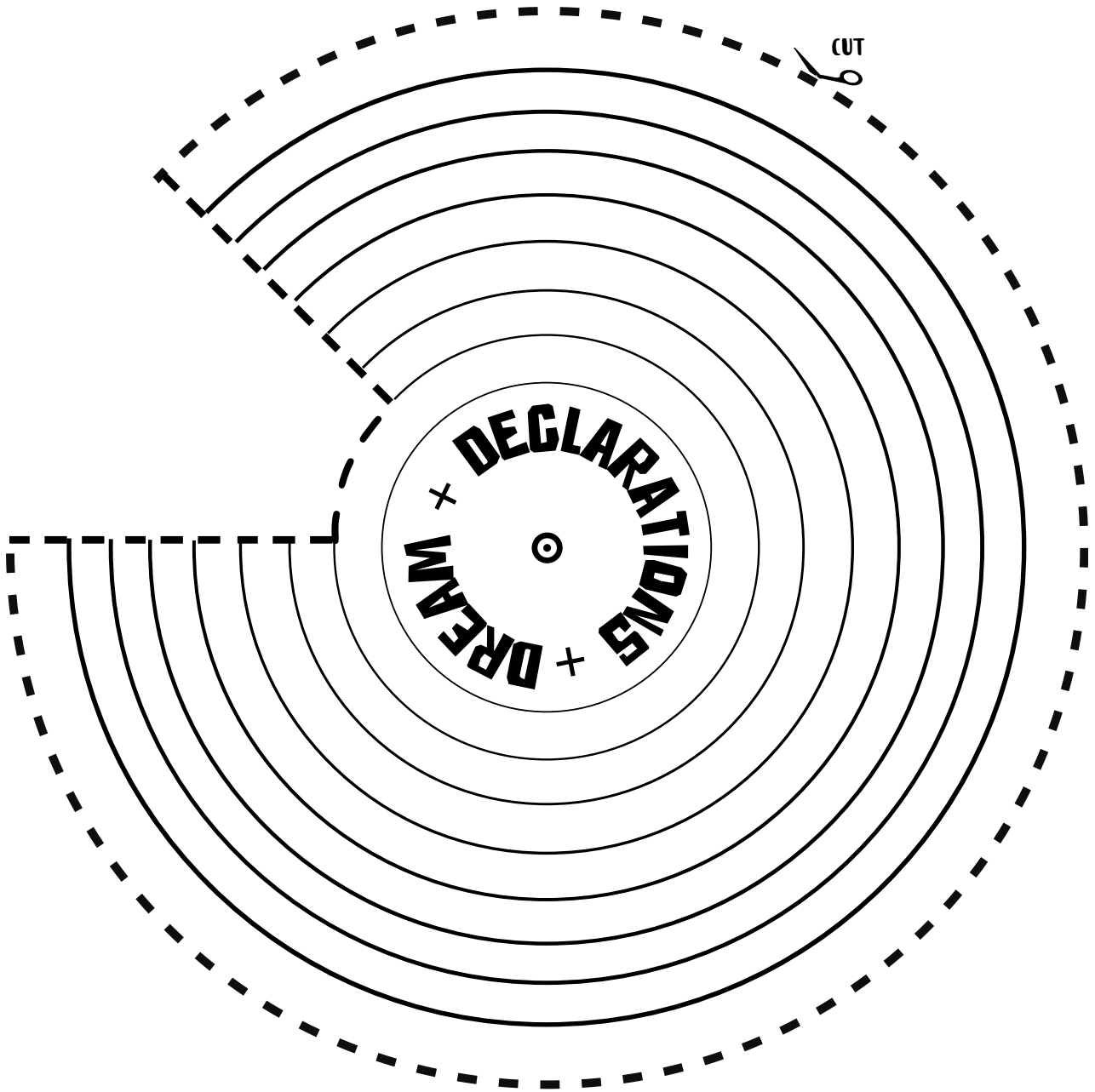
YOU WILL NEED:

- Template A
- Template B
- Split pin
- Coloured pencils
- Stickers

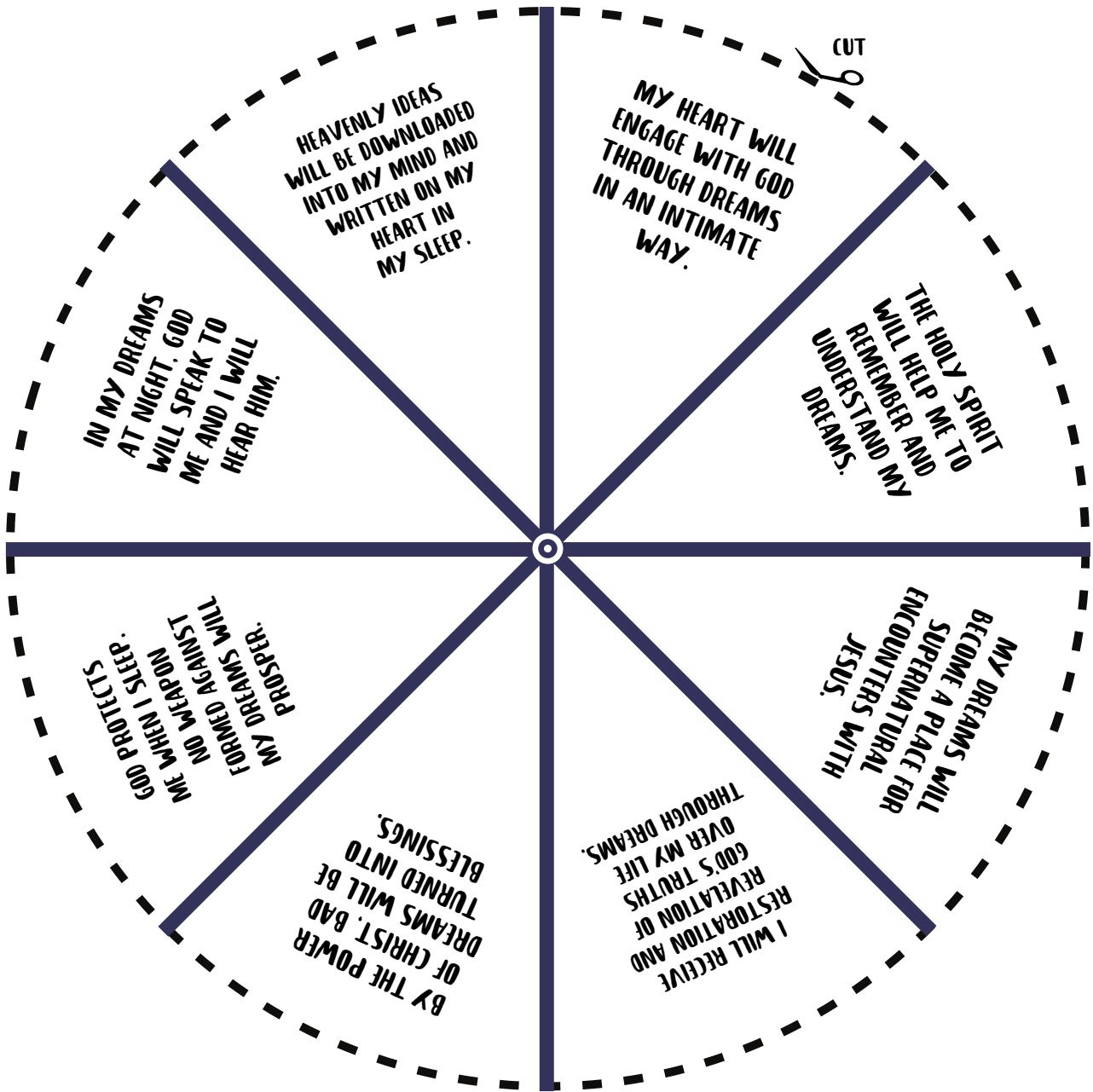


INSTRUCTIONS:

1. Colour and decorate the templates on pages 2 and 3.
2. Cut out the templates.
3. Poke a small hole in the middle of both the templates.
4. Place template A on top of template B.
5. Fasten both the templates together with a split pin through the holes in the middle.
6. Spin the bottom template to see each dream declaration.
7. Before you go to bed, read out the dream declarations one by one, clockwise.



TEMPLATE A



TEMPLATE B