



GOD PREPARES PETER WITH A VISION

In Acts 10, God gave Peter a vision which prepared him to speak to the non-Jewish people. Many of them then chose to follow Jesus! Draw Peter's vision in the dream bubble below. Colour in the picture as you talk to a friend, parent or leader about any dreams you've had that God used to prepare you for something.





PAPER TELESCOPE CRAFT

A vision or dream is something we see in our mind. Visions happen when we are awake and dreams happen when we are asleep. They both carry a message that brings revelation. Make this telescope to remind yourself that God speaks to us about His amazing plans through vision. When we receive a vision, we will be able to see something that we didn't see before, just like when you look through a telescope.


YOU WILL NEED:

- 1 A4 paper of any colour
- Scissors
- Clear tape
- Marker pen / crayon

To make a collapsible paper telescope, you will need to make uneven cylinders that are narrower on 1 end so that the cylinders can be pulled out from within each other and get stuck half way without being pulled out entirely.

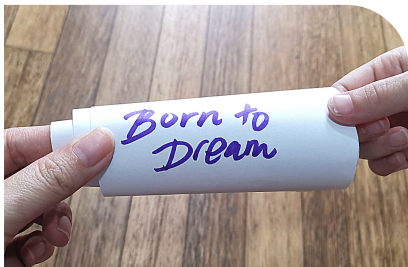



INSTRUCTIONS:



1. Cut the A4 paper into four.
2. Take a piece of paper and roll (from the short edge) into a cylinder.
3. Slide one corner in by a few millimetres to make an uneven cylinder with 4.2cm diameter on one side and about 4.5cm diameter on the other side. Secure the edges with tape.

BORN TO DREAM



4. Repeat steps 2-3 with the next piece of paper but with 3.7cm diameter on one side and about 4.4cm diameter on the other side.

5. Insert the second cylinder into the first one. Then, pull the smaller cylinder out the narrower end of the first one to make sure it gets stuck half way. If it doesn't, adjust the second cylinder and try again.

6. Repeat steps 2-5 with the remaining pieces of paper but with 3.5cm diameter and 4cm diameter for the third cylinder, and 2.5cm diameter and 3.4cm diameter for the fourth cylinder.

** Measurements can vary slightly as long as the cylinders are able to stop half way when pulled through the previous bigger one.

7. Stack all the cylinders together.

8. Write 'Born to Dream' on the first cylinder with a marker pen.

9. Expand the cylinders out by pulling the inner one out from the narrower end and you'll have your paper telescope! You can collapse/expand it like a telescope.