



RETAIL
Scale 1"= 30'



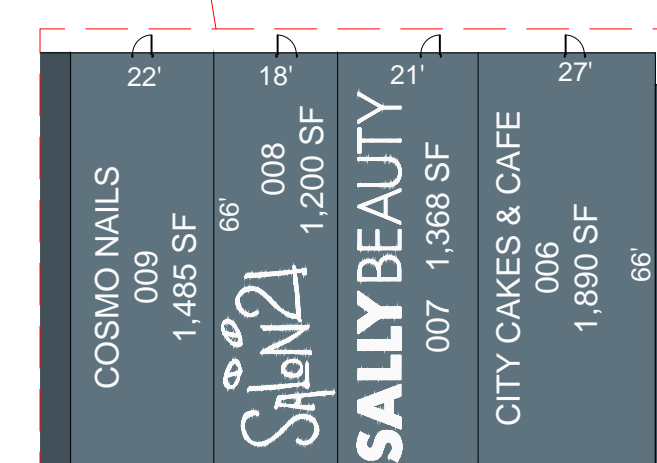
RETAIL
Scale 1"= 30'



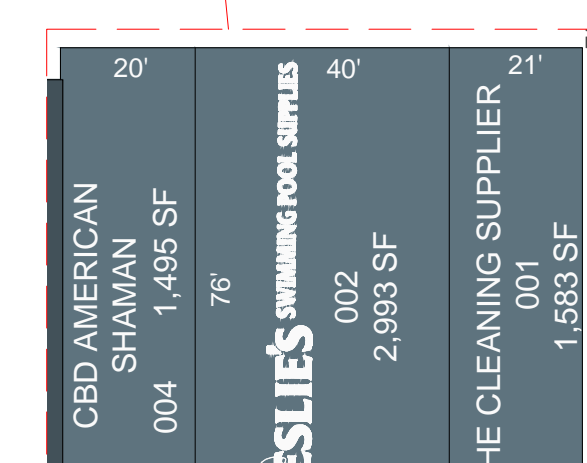
OVERALL SITE PLAN
Scale 1"= 80'



RETAIL
Scale 1"= 30'



RETAIL
Scale 1"= 30'



RETAIL
Scale 1"= 30'

INTERSTATE 15 - Veterans Memorial Hwy (I-15/163)

MINUTEMAN DRIVE

150 EAST STREET

RAWLINS LANE (265 EAST)