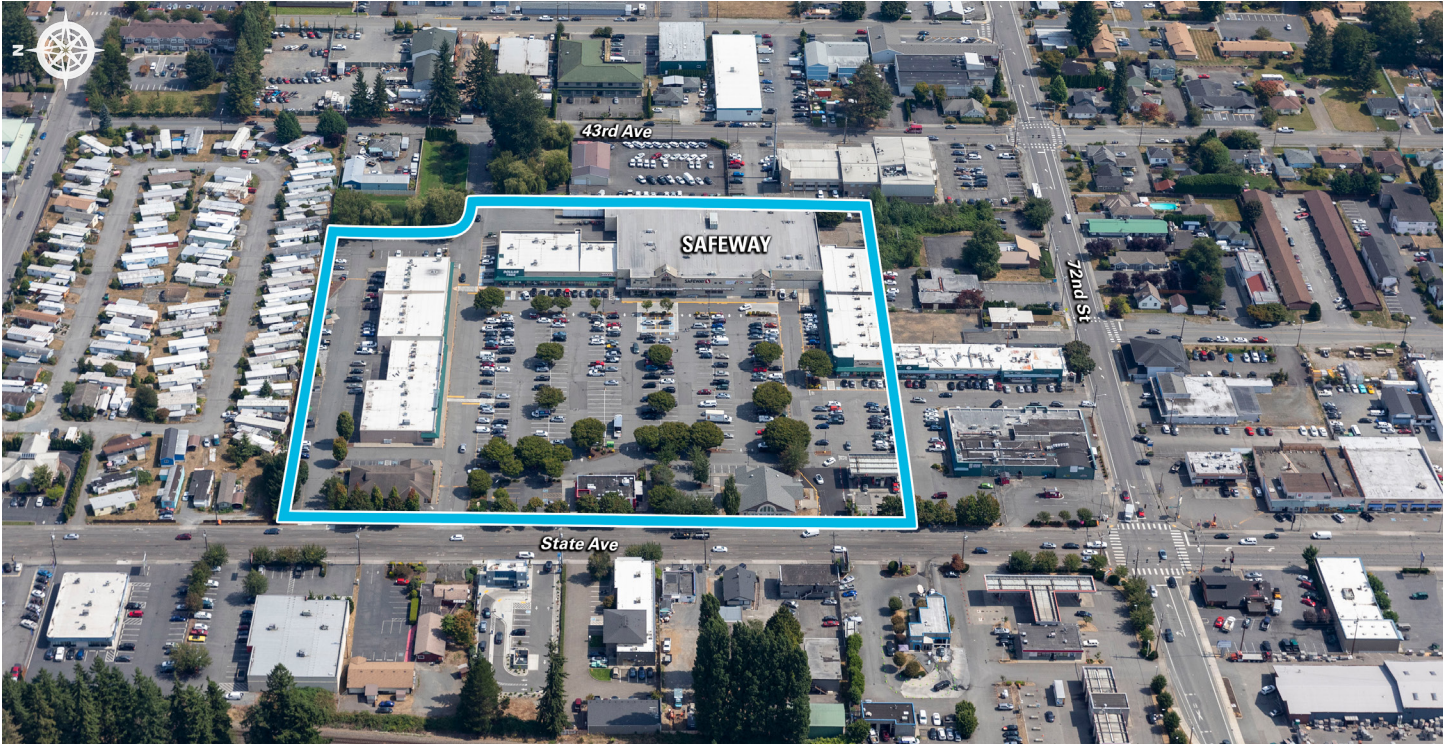


# PLAZA AT MARYSVILLE

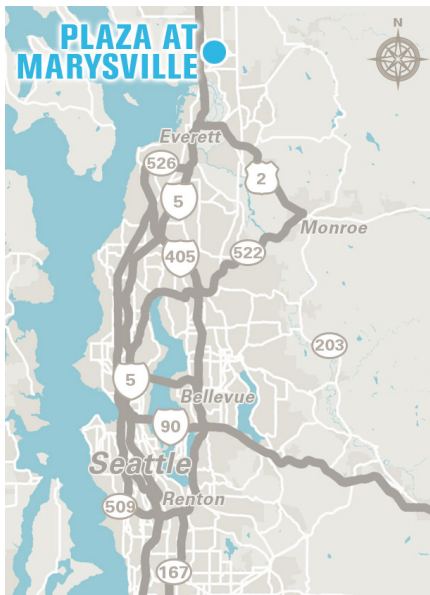
1220 State Avenue | Marysville, WA 98270



## Plaza At Marysville

MSA: Seattle, WA | GLA: 116,207

Grocery-anchored neighborhood center located 35 miles north of Seattle in the quiet suburban enclave of Marysville, WA. Marysville is popular because of its affordability and proximity to both Everett and Seattle. Plaza at Marysville has a diverse selection of quick-service-restaurants, banks, and personal service retailers in addition to its Safeway anchor.



### 3 MILE DEMOGRAPHICS



POPULATION

**57,381**



% POP. GROWTH  
(ANNUAL)

**0.91%**



AVG. HH INCOME

**\$86,571**



MED. HH INCOME

**\$76,256**



HOUSEHOLDS

**20,385**



BACH. DEGREE+

**19.40%**

*\*2020 Demographic Source (PopStats)*

**LEASING CONTACT** - Collin Bennett - [cbennett@kiterealty.com](mailto:cbennett@kiterealty.com) - 425.305.3567

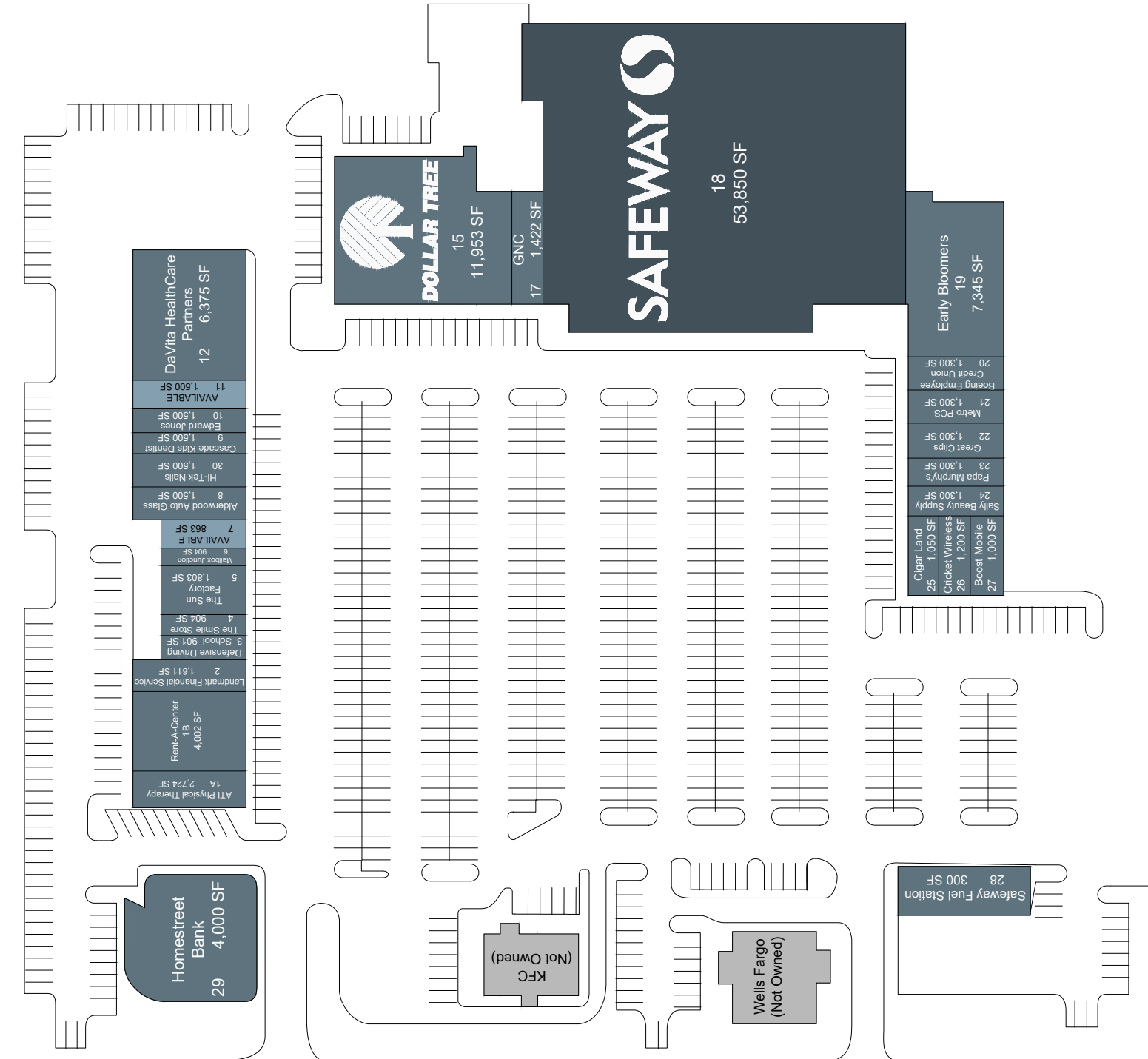


317-577-5600 [kiterealty.com](http://kiterealty.com)

KRG  
LISTED  
NYSE

# PLAZA AT MARYSVILLE

1220 State Avenue | Marysville, WA 98270



317-577-5600 [kiterealty.com](http://kiterealty.com)

KRG  
LISTED  
NYSE