



iCOMPETE



TIP SHEET

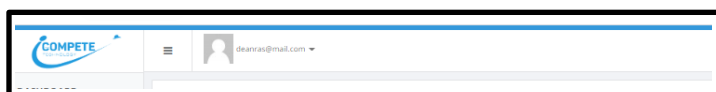
Updating your Committee Details in iCompete

It is important to keep your Committee & Office Bearer information up to date in your iCompete profile.

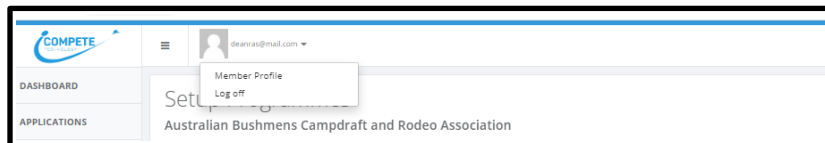
1. Login to your **iCompete Committee Portal**.

<https://abcra.icompete.net/Account/Login>

2. At the top of the screen, click on your email address.



3. From the dropdown menu, click on **Member Profile**



4. In your Member Profile you will need to add or update your Committee & Office Bearer details. Click on each of the tabs > Details/Committee/Address/Bank Details to complete or update your Committee details.

My Membership Details

Save Changes Cancel

Details Committee Address Bank

Secretary	Treasurer	President
Name	Name	Name
Secretary Member Ident	Treasurer Member Ident	President Member Ident
Secretary Phone	Treasurer Phone	President Phone
Secretary Email	Treasurer Email	President Email
Secretary Address	Treasurer Address	President Address
Secretary Town/City	Treasurer Town/City	President Town/City
State	State	State
New South Wales	New South Wales	New South Wales
Postcode	Postcode	Postcode




iCOMPETE



TIP SHEET

- To save your updated Committee information click the **green button** “SAVE CHANGES” and click the **blue button** in the top right-hand corner “HOME” to return to the Dashboard screen.



Providing the bank details for the Committee’s Bank Account assists in depositing Reconciliation funds.