



iCOMPETE



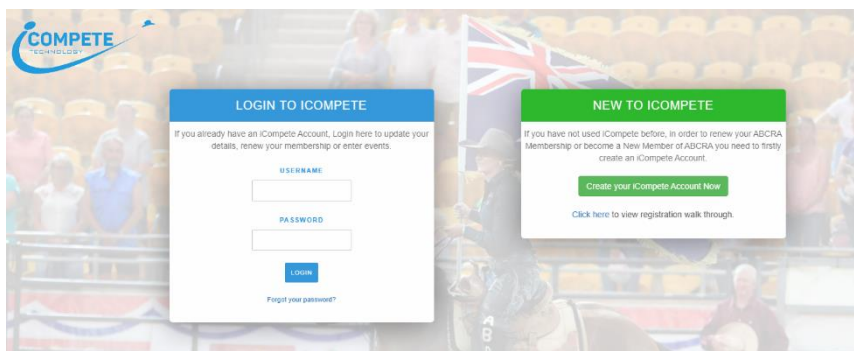
Registering a New Horse

How to register a New Horse in iCompete.

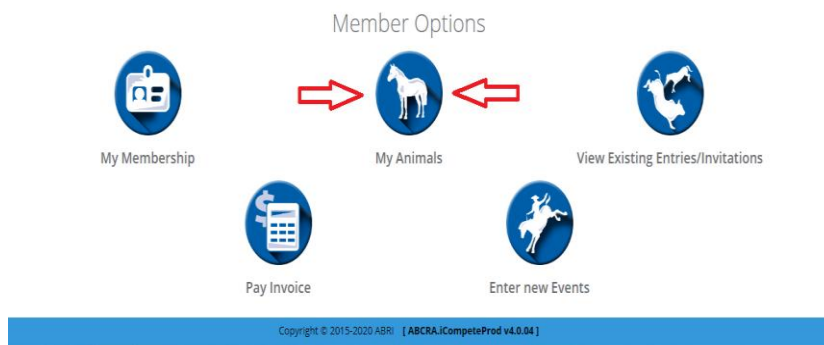
1. Login to your iCompete profile.

<https://abcra.icompete.net/Account/Login>

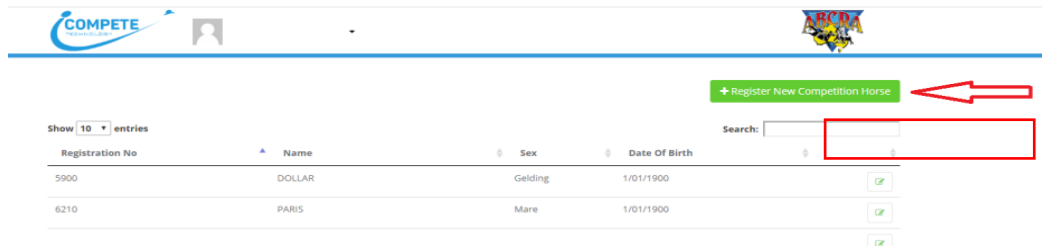
NOTE: If you have not registered for iCompete **CLICK HERE** to create an account.



2. Once logged into your iCompete profile select the “My Animals” icon under member options.



3. To register a new horse click the green button “REGISTER NEW COMPETITION HORSE”.



4. Enter the horse's details to the fields in the **REGISTER ANIMAL** page (example below).

Register **Animal**

Animal Type Competition Horse	Name	Competition Name
Breeder	Current Owner	
Sire	Dam	
Sex	Date Of Birth	Rego Date
Colour	Height	Breed
AQHA Ident	ASHS Ident	Microchip
Campdraft Status <input type="radio"/> None <input type="radio"/> Maiden <input type="radio"/> Novice <input type="radio"/> Open	Rodeo Status <input type="radio"/> None <input type="radio"/> Novice Barrel <input type="radio"/> Open Barrel	
Markings		
Animal Pictures Please upload the following photos with all Brands and Markings visible. If unbranded please ensure all markings are noted in the Markings area above.		
Front of Horse	Near Side	
Rear of Horse	Off Side	
Amount Due: \$24.15		Pay Now

5. Click on the **green button PAY NOW** and follow the prompts to complete your payment & registration.

Markings

Animal Pictures
Please upload the following photos with all Brands and Markings visible. If unbranded please ensure all markings are noted in the Markings area above.

Front of Horse

Near Side

Rear of Horse

Off Side

Amount Due: \$24.15 **Pay Now** ←

6. A copy of your **invoice and ABCRA Horse Registration certificate will be emailed** to your nominated email address.

NOTE: If you do not receive your invoice or certificate please check your junk/spam email folders or contact Head Office.

If you are experiencing technical issues or require assistance with iCompete please contact our Head Office 02 6767 9200.