


# Cyclone®



ONGROUND SILO RANGE  
APPLICATION • SPECIFICATIONS • DESIGN



Cyclone is a well-known and trusted name in the rural industry with a proven reputation spanning generations of farmers. All Cyclone Silos are Australian made and manufactured at Jindera NSW by a dedicated team committed to supplying material of the highest quality and workmanship.

Cyclone has been manufacturing silos right here in Australia for over 40 years, allowing farmers greater options in grain marketing. Cyclone silos are manufactured from galvanised high strength sheet steel and hot dipped galvanised accessories, making them strong and durable.

With the increase in extreme weather conditions, Cyclone has re-engineered our silos to offer 1 in 200 year event certification as standard (previously 1 in 100 year).

Cyclone Silos engage a group of experienced grain storage advisors (AgriDealers) who offer advice on the best solution to suit your specific requirements, as well as organise the complete erection and installation of your silo grain storage system.

With the removal of the single desk and grain deregulation, farmers are building more silos to provide increased options for the marketing/selling of their grain.

Increased options include:

- **Ability to contract supply**
- **Blending to maximise price**
- **Facilitates faster harvest**
- **Variety segregation**
- **Choose when to sell**
- **Maximise transport options**
- **Insect control**
- **Moisture management**

## ONGROUND SILOS

Cyclone on-ground silos are available in a wide range of sizes, from 24 to 48 feet in diameter, and our standard designs are able to store from 218 to 1,743 tonnes of wheat (using a nominal bulk density of 830kg/m<sup>3</sup>), as well as possessing the unique ability to be upgraded to increase your capacity as your business and storage requirements grow. Cyclone on-ground silos with the ability to store from 2,000 to 5,000 tonnes of grain can be specifically designed and are available on request.

The wide corrugation profile of the galvanised steel walls reduces the risk of internal obstructions, limiting the risk of “hang-ups” which can harbour insects and fungi and lead to grain spoilage or downgrade.

The advanced design and heavier gauge steel sheets at the base mean that Cyclone on-ground silos are strong and stable. This, combined with a specific roof slope, maximises the amount of poured grain that can be stored, making Cyclone silos the obvious choice for your on-ground grain storage needs.



## MANUFACTURE AND ERECTION OF CYCLONE SILOS

Silos are manufactured in Jindera NSW by a small dedicated team. We use local subcontractors and mostly Australian steel and materials. Silos are transported as kits around Australia and erected by cyclone AgriDealers on your site. AgriDealers will coordinate the addition of customer specific components for loading, ventilation and unloading, and are responsible for the construction of the silo together with determining the location of the silo on your site.



*The Cyclone Silos manufacturing team at Jindera, NSW.*



*The Cyclone Silos manufacturing site Jindera, NSW.*

## WARRANTY

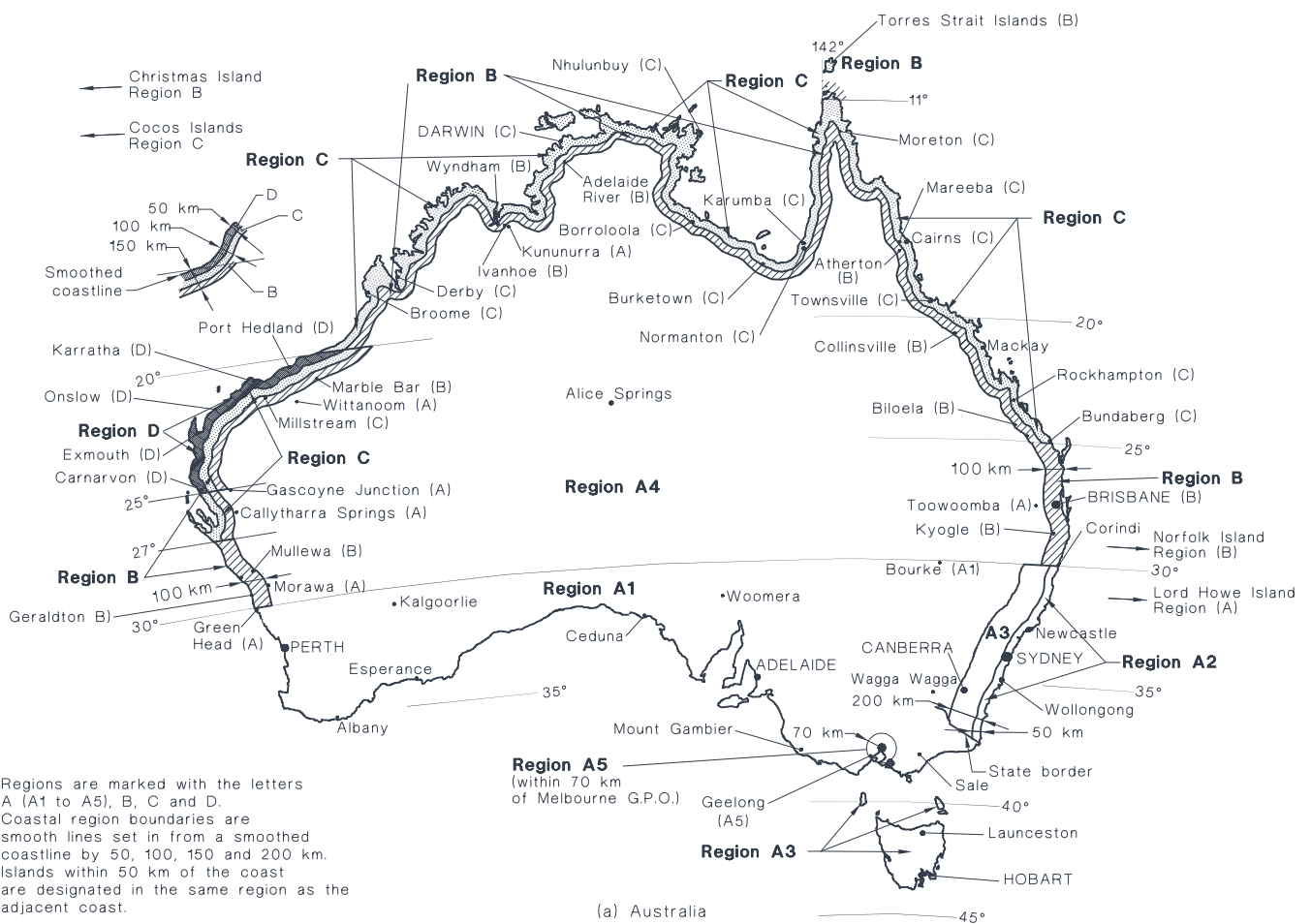
Cyclone guarantees the silo components it supplies to meet the applicable Australian Standards. However what Cyclone offers is 40 years of continuous service to grain handling. Many Cyclone silos have remained in service well after 25 years of use. Cyclone continues to support farmers with a large range of new on-ground silos and parts needed to update or repair older silos. This commitment to Australia's grain growers is something Cyclone Australian Made Silos are proud to offer.

## CYCLONE SILO DESIGN

Cyclone silos are designed to all applicable Australian Standards for grain load, terrain conditions and wind load.

AS3774-1996 describes the grain load condition applying in Australia. Using this standard means Cyclone Silos today are stronger than they ever have been before to the increasing requirements of the standards.

AS1170.2-2011 describes the wind loading requirements for a silo built anywhere in Australia or New Zealand. The team at Cyclone Silos understand the difference site and location has on the wind loading and what the silo must withstand. The standard CA model is designed for installation in a cluster of other silos, in wind region A of Australia, and Importance level 2 meaning suitable to withstand a 1/200 year wind event. If however your requirement is north of the 30 degree South latitude in region B then our stronger CB silo may suit. The CB silo may also suit if your site is on the edge of an escarpment.



AS 1170.2:2011 Figure 3.1 (A). © Standards Australia Limited. Copied by Cyclone Silos with the permission of Standards Australia under Licence 1704-c014.

Note, it is the responsibility of the AgriDealer or contractor constructing the silo at your site to determine if your proposed site is suitable for your silo.


Cyclone can provide a model specific design review statement and certified foundation construction drawings which may be used to support any council DA requirement.

## ON-GROUND SILO SPECIFICATIONS


Silo Model	Diameter (feet/metres)	Tiers	Eave Height (m)	Overall Height (m)	Volume (m <sup>3</sup> )	Capacity (tonnes)*
2418CA	24' / 7.3m	5	5.59	7.70	262	218
2422CA		6	6.70	8.82	309	257
2426CA		7	7.82	9.94	356	295
2429CA		8	8.94	11.06	402	334
2433CA		9	10.06	12.18	449	373
2437CA		10	11.18	13.30	496	411
2440CA		11	12.30	14.42	542	450
2444CA		12	13.44	15.54	589	489
3018CA	30' / 9.1m	5	5.59	8.12	422	350
3022CA		6	6.70	9.32	494	410
3026CA		7	7.82	10.44	567	471
3029CA		8	8.94	11.56	640	531
3033CA		9	10.06	12.67	713	592
3037CA		10	11.18	13.79	786	652
3040CA		11	12.30	14.91	859	713
3618CA	36' / 10.9m	5	5.59	8.67	623	517
3622CA		6	6.70	9.88	728	604
3626CA		7	7.82	11.00	833	692
3629CA		8	8.94	12.12	938	779
3633CA		9	10.06	13.23	1043	866
3637CA		10	11.18	14.35	1148	953
3640CA		11	12.30	15.47	1253	1040
4218CA	42' / 12.8m	5	5.59	9.27	871	723
4222CA		6	6.70	10.39	1014	841
4226CA		7	7.82	11.51	1157	960
4229CA		8	8.94	12.62	1300	1079
4233CA		9	10.06	13.74	1442	1197
4237CA		10	11.18	14.86	1585	1316
4822CA	48' / 14.6m	6	6.70	10.99	1353	1123
4826CA		7	7.82	12.11	1540	1278
4829CA		8	8.94	13.23	1727	1433
4833CA		9	10.06	14.35	1913	1588
4837CA		10	11.18	15.47	2100	1743

### Notes:

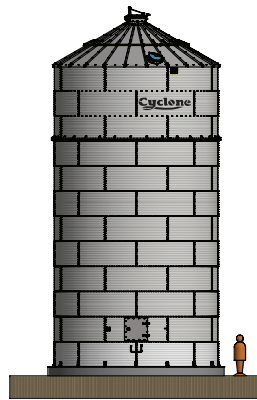
All dimensions are in metres, unless noted, and nominal. \*Approximate capacity in tonnes based on wheat having a nominal bulk density of 830kg/m<sup>3</sup>



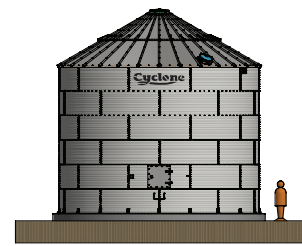
**DESIGN EXAMPLES**




**Cyclone Silo Model: 2433CA**  
 Nominal Wheat Capacity (T): 373  
 Overall Height of Silo (m)\*: 12.18  
 Diameter of Silo (m/ft): 24'/7.3m



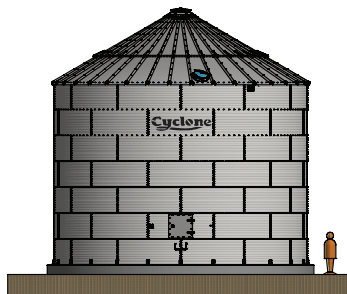
**Cyclone Silo Model: 2444CA**  
 Nominal Wheat Capacity (T): 489  
 Overall Height of Silo (m)\*: 15.54  
 Diameter of Silo (m/ft): 24'/7.3m



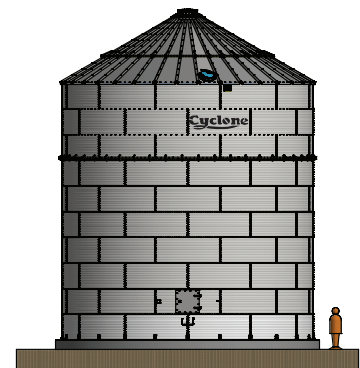
**Cyclone Silo Model: 3022CA**  
 Nominal Wheat Capacity (T): 410  
 Overall Height of Silo (m)\*: 9.32  
 Diameter of Silo (m/ft): 30'/9.1m



**Cyclone Silo Model: 3029CA**  
 Nominal Wheat Capacity (T): 531  
 Overall Height of Silo (m)\*: 11.56  
 Diameter of Silo (m/ft): 30'/9.1m




**Cyclone Silo Model: 3626CA**  
 Nominal Wheat Capacity (T): 692  
 Overall Height of Silo (m)\*: 11.00  
 Diameter of Silo (m/ft): 36'/10.9m

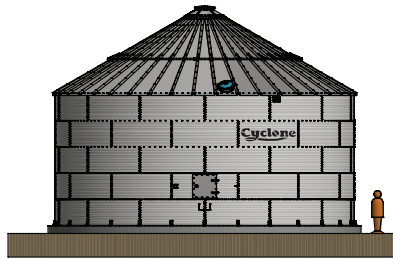


**Cyclone Silo Model: 3637CA**  
 Nominal Wheat Capacity (T): 953  
 Overall Height of Silo (m)\*: 14.35  
 Diameter of Silo (m/ft): 36'/10.9m

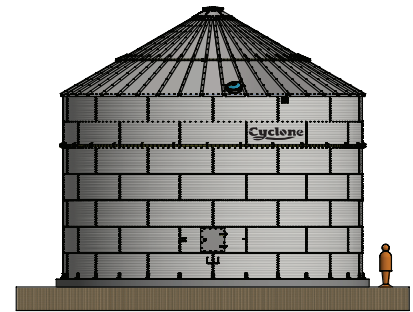
\*Height does not include concrete foundation, only the silo.



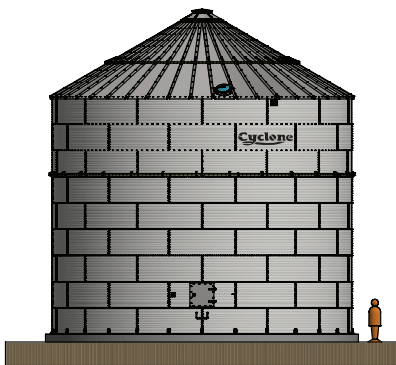
**Cyclone Silo Model: 3640CA**  
 Nominal Wheat Capacity (T): 1040  
 Overall Height of Silo (m)\*: 15.47  
 Diameter of Silo (m/ft): 36'/10.9m



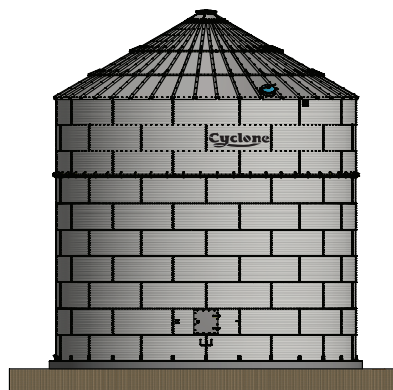
**Cyclone Silo Model: 4218CA**  
 Nominal Wheat Capacity (T): 723  
 Overall Height of Silo (m)\*: 9.27  
 Diameter of Silo (m/ft): 42'/12.8m



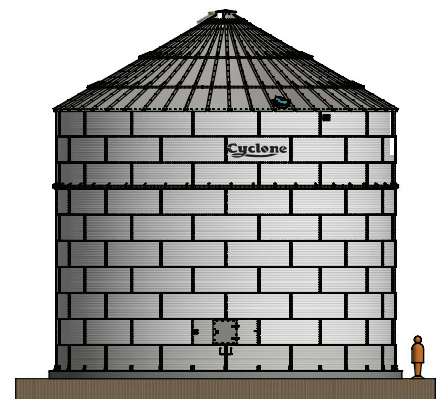
**Cyclone Silo Model: 4226CA**  
 Nominal Wheat Capacity (T): 960  
 Overall Height of Silo (m)\*: 11.51  
 Diameter of Silo (m/ft): 42'/12.8m



**Cyclone Silo Model: 4233CA**  
 Nominal Wheat Capacity (T): 1197  
 Overall Height of Silo (m)\*: 13.47  
 Diameter of Silo (m/ft): 42'/12.8m



**Cyclone Silo Model: 4237CA**  
 Nominal Wheat Capacity (T): 1316  
 Overall Height of Silo (m)\*: 14.86  
 Diameter of Silo (m/ft): 42'/12.8m



**Cyclone Silo Model: 4837CA**  
 Nominal Wheat Capacity (T): 1743  
 Overall Height of Silo (m)\*: 15.47  
 Diameter of Silo (m/ft): 48'/14.6m

\*Height does not include concrete foundation, only the silo.

# Cyclone®

## ✓ On-farm storage gives you greater control!

- Increased harvest management flexibility
- 24/7 access to your grain
- Insect control
- Variety segregation
- Moisture management

## ✓ Proudly made and manufactured in Australia!

- Strong galvanised steel construction
- Quality service and support
- Ability to be upgraded to increase capacity
- Well known and trusted reputation

Contact Cyclone Silos Sales & Service on:

**1800 199 450**

or visit [www.cycloneproducts.com.au/silos](http://www.cycloneproducts.com.au/silos)

