



Aussie Pumps

PUMP SMART

AUSTRALIA'S BIGGEST RANGE OF SELF-PRIMING PUMPS

**JULY
2021**

6






















RELIABLE PRODUCTS ... RELIABLE PEOPLE

aussiepumps.com.au










WELCOME TO THE AUSSIE PUMP'S WORLD OF SELF PRIMING PUMPS

CONTENTS







1. QUIK PRIME (QP) PUMPS

1.1.1 Ultralites  p3	1.1.2 Aussie Fireman  p3	1.1.3a Petrol Fire Pumps (Fire Chief & Mr T)  p4-5	1.1.3b Diesel Fire Pumps (Fire Chief & Mr T)  p6-7	1.1.4a Petrol Brigade Boss  p8	1.1.4b Diesel Brigade Boss  p9			
1.1.5a Petrol Gushers  P10	1.1.5b Diesel Gushers  P12	1.1.6a Petrol Trash  p14	1.1.6b Diesel Trash  p15	1.1.7 Mine Boss pumps  P16	1.1.8 Water cart pumps  p17			
1.1.9 6" QP trailer  p18	1.1.10 6" MQ trailer  p19	1.1.11 QP Marine  p20	1.2 Diesel fuel/Chemical transfer  p21	1.3 Retro-fit kits, o-ring & rejuvenation kits  p22	1.4 QP accessories  p23			
1.5 Hose & Hose kits  p24	1.6 Couplings & strainers  p24	1.7 Yanmar replacement engines & controllers  p26	1.8 Engine fuel consumption p26	FREE EXTENDED WARRANTIES ... Simply return your warranty card, or register your purchase online & get FREE extended warranties.... <table border="1"> <tr> <td>QP pumps 5 years</td> <td>GMP pumps 3 years</td> <td>Smart pumps 5 years</td> </tr> </table>		QP pumps 5 years	GMP pumps 3 years	Smart pumps 5 years
QP pumps 5 years	GMP pumps 3 years	Smart pumps 5 years						


2. GMP INDUSTRIAL TRANSFER PUMPS

2.1.1 Electric semi trash  p27	2.1.2 Electric high pressure  p28	2.1.3 Electric corrosion Resistant (Bronze & SS)  p29
2.1.4 Electric ATEX  p30	2.2 Engine Drive  p31	2.3.1 Bare Shaft Cast Iron Semi trash  p32
2.3.2 Bare Shaft Corrosion Resistant (Bronze & SS)  p33	2.4.1 Hydraulic Cast Iron Semi trash pumps  p34	2.4.2 Hydraulic Corrosion Resistant (Bronze & SS)  p35

3. SMART PUMPS ... for chemical transfer

3.1 Engine drive  p36	3.2 Electric drive  p37	3.3 Hydraulic drive  p38
3.4 Pedestal pumps  p38	3.5 Polypropylene pumps  p40	3.6 Stainless steel pumps  p41


4. HYDROSTATIC TESTERS (HTP) New extended range

	4.1 High Flow HTPs (petrol & diesel drive) p42 4.2 High Pressure HTPs (petrol & diesel drive) . p43
---	--

5. HIGH PRESSURE BLASTERS

5.1 Cold water high pressure blasters p44 	Full range see Blaster Blitz 6 
---	---

6. AG SPRAY PUMPS

6.1 Engine Drive p46 6.2 Accessories p47 6.3 "Muck Off" Wash & Flush systems p48 
--

7. Pump Selection Information p49 8. Pump Trouble Shooting Guide p50 General Terms of Sale p51

Due to our program of continuous product development the manufacturer reserves the right to alter specifications & prices without notice.



1.1.1 ULTRALITES ... HONDA POWER ... GREAT PERFORMANCE



QP154SX

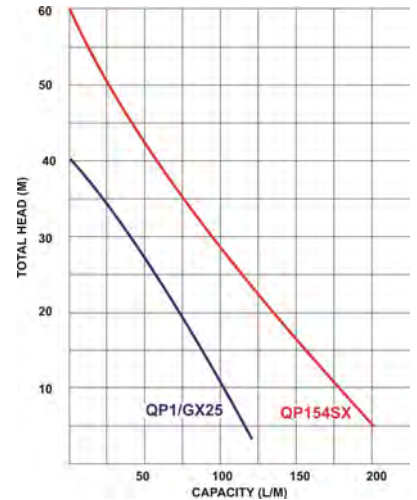
FREE 1" reducers with QP154SX for use with 1" hoses

Aussie "Ultralite" lightweight 1" & 1½" pumps, portable & effective.

- **Five year pump warranty**
- **Lightweight**, portable
- **Fast self priming** from 8 metres
- **Replaceable flanged suction** and discharge elbow (not QP1)
- QP154 series flanged discharge can be rotated
- **Honda 4 stroke**, lightweight petrol engines (**Honda GX engine 3 year warranty**)
- Skids with rubber feet and carry handle
- Robust open impeller
- **FREE** strainer and coupling kit

Applications:

- Personal fire protection
- Water transfer
- Mop up/fire fighting
- Irrigation
- Spraying



QP1/GX25



Port size (in/out)	S/code	Engine	HP	Pump PSI	Total Head (m)	Max Flow (lpm)	Self primes to (m)	Pump Weight (kg)	Carton Dimensions (mm) lwxwxh	List price
1" x 1"	QP1/GX25	HONDA	1	57	40	120	7.6	5.0	355x235x295	\$472
1½" x 1½"	QP154SX/GXH50	HONDA	2.5	85	60	210	8	9.8	425x318x425	\$668

Rejuvenation kits

	Shaft	S/code	
QP1	12mm (M8)	Q1REJ-2	\$54
QP154	3/4" threaded	Q154SXREJ-2	\$100



Materials of Construction

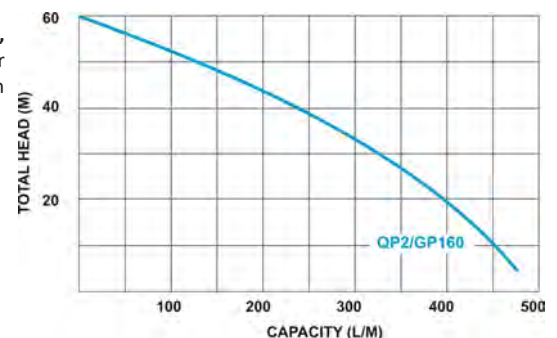
Front case & back plate	Marine grade aluminium
Impeller & Volute	Marine grade aluminium
Mechanical seal	Carbon ceramic
Outlet	Marine grade aluminium
Casing bolts	Zinc plated steel
Check valve & seals	Nitrile rubber
Priming & drain plugs	Polycarbonate
Finish	Brushed Aluminium

1.1.2 AUSSIE FIREMAN ... HONDA POWER



Taking it's design principles from the Aussie Fire Chief, the new Aussie Fireman is a smart choice for applications where the engine is not required to run continuously for long periods.

- **Lightweight** ... portable hobby pump
- **Genuine Honda GP engine** (recoil start) with 2 year Honda GP engine warranty (domestic)
- **Primes fast** from 7 metres
- **Replaceable flanged suction port & discharge ports** ... easy to service check valve or change port size
- **FREE** Skids with rubber feet and carry handle
- **Single piece**, heavy duty closed impeller
- **Big 2 inch inlet**... 3 way outlet
- **Big belly body**... fast priming & extra performance
- **Big drain port**... quick draining
- **Easy access priming port**



NEW Aussie Fire Cart ...
Convenient, safe, OH&S friendly
Trolley that suits GP160

Not assembled. (pump sold separately)
QFIRECART ... \$292



HONDA PETROL - 2 year engine warranty



Rejuvenation kit

	S/code	
QP2S	Q2SREJ-2	\$96

Port size (in/out)	Model	s/code	HP	Pump PSI	Total Head (m)	Max Flow (lpm)	Self primes to (m)	Boxed weight kg	Carton size (mm) lwxwxh	List price
2" inlet 3 way outlet 2 x 1" & 1 x 1½"	QP2S	QP-2S/GP160	5.5 (GP160)	85	60	450	7	21.5	400x490x410	\$772

Performance figures to be taken as a guide only, for detailed performance curves contact an authorised Aussie Distributor.



1.1.3A AUSSIE HONDA FIRE PUMPS ... THE WORLD'S BEST




Aussie Fire Chief

(QP205SE/GX160)

Huge single piece impeller ...
designed for performance & longevity

Options ...
2" or 3" outlets &
1½" or 3" inlets



Performance figures to be taken as a guide only, for detailed performance curves contact an authorised Aussie Distributor.

Materials of construction	
Front case & back plate	Marine grade aluminium
Impeller & Volute	Marine grade aluminium
Mechanical seal	Carbon ceramic
Outlet	Marine grade aluminium
Casing bolts	Zinc plated steel
Check valve & seals	Nitrile rubber
Priming & drain plugs	Polycarbonate
Finish	Brushed Aluminium (Except QPT405SLT)

Aussie Fire Pumps are regarded as the world's finest portable high pressure self-priming pumps.

Extraordinary performance, quality components and ease of serviceability makes the Aussie Fire Chief the choice of farmers and professional fire fighting authorities around the world.

- **Unique five year warranty**
- **Lightweight** ... portable firefighting pump
- **Primes fast** from 7.6 metres
- **Replaceable flanged** suction port & discharge ports ... easy to service check valve or change port size
- **FREE** Skids with rubber feet and carry handle on Fire Chief & QP305/GX160
- **Full welded frame with anti-vibration mounts** (option for Fire Chief & QP305/GX160)
- **Single piece**, heavy duty closed impeller
- **Big 2 inch inlet** (BSP male) ... more volume
- **Big belly body**... fast priming & extra performance

- **3 way outlet** with top quality caps & metal chains
 - **2" outlet port elbow option** to optimise performance (Q1803-000090 ... \$81^{+GST})
 - **Viton option...** QP205SE & SL (3/4" shaft only). Full range of Viton fitted pumps ... p21
- Hose kits P24

Electric start *

Electric start models fitted with colour coded battery leads, mounting tray, securing rods & plate. Battery supplied separately. (QBATTERY \$165^{+GST})



Scan or click to see 5 reasons to choose an Aussie Fire Chief

Applications:

- Fire fighting, mop up & general fire protection
- High pressure water transfer
- Spray irrigation
- High pressure spraying
- Sheep jetting
- Boom spraying
- Stock crate wash down
- Machinery wash down
- Stock washdown

PUMP PROTECTION

Pressure relief valve (recommended when using a ball valve or quick action fire nozzles)



10 bar, adjustable, suits all QP fire & high pressure pumps, Inlet 1" BSP, Outlet 1" BSP Q078908-3410

\$248^{+GST}

NEW Aussie Fire Cart ...

Convenient, safe, OH&S friendly Trolley that suits Fire Chief, **not assembled.** (pump sold separately) QFIRECART ...

\$292

AUSSIE RED BRIGADE SERIES



Fire Captain
(QP205SL/GX200FF)

Mr T Twin Impeller
(QPT-205SLT/GX270)

NEW Mr T Twin
(with 16L long range fuel tank)
Running time approx. 4.5 hours

NEW 3" Mr T Twin
Cut friction loss, exceptional performance
(QPT-305SLT/GX390E)

NEW 4" Mr T Twin
(with long range fuel tank)
Running time approx 4.5 hours



1.1.3A AUSSIE HONDA FIRE PUMPS ... THE WORLD'S BEST

HONDA PETROL - 3 year GX engine warranty			POWERED by HONDA		GX Engine 3 YEAR WARRANTY		Electric start option *Battery extra for electric start models (QBATTERY \$165 ^{+gst})						
Port size (inlet/outlet) BSP Male	Model	S/code	HP	Pump PSI	Total Head (m)	Max Flow (lpm)	Self primes to (m)	Carton size (mm) lwxwxh	Boxed weight kg	List price			
2" inlet 3 way outlet 2 x 1" & 1 x 1 1/2"	Fire Chief (QP205SE)	QP205SE/GX160 (recoil start) skids & handle	5.5	107	75	450	7.6	520x410x415	26	\$942			
		QP205SEV/GX160 (recoil start) Viton seals fitted								\$1,298			
	Fire Captain (RB)	QP205S/GX160F (recoil start)	5.5	107	75	450	7.6	595x410x490	30	\$1,092			
		QP205SE2"/GX160 (recoil start) 2" outlet fitted								\$1,152			
	Fire Captain Plus (QP205SL) RED BRIGADE	QP205SL/GX200FF (recoil start)	6.5	107	75	450	7.6	640x480x580	45	\$1,340			
		QP205SL/GX200E (electric start)								\$1,970*			
	Mr T Twin Impeller (QPT-205SLT) RED BRIGADE	NEW	QP205SLT/GX200E2 (electric start) 2" outlet fitted	13	135	95	500	7.6	520x710x605	60	\$1,970*		
			QPT205SLT/GX270 (recoil start)								9	55	\$2,038
			QPT205SLTGX270E (electric start)								65	\$2,890*	
			QPT205SLTGX390 (recoil start)								60	\$2,546	
3"x 3"	QP305SL RED BRIGADE	QP305/GX160 (recoil start) skids & handle	6.5	100	70	510	7.6	520x410x415	26	\$980			
		QP305SL/GX200 (recoil start)								30	\$1,424		
		QP305SL/GX200E (electric start)								45	\$2,040*		
	NEW 3" Mr T Twin Impeller (QPT-305SLT) RED BRIGADE	NEW	QPT305SLT/GX270 (recoil start)	13	135	95	500	7.6	520x710x605	55	\$2,157		
			QPT305SLTGX270E (electric start)								65	\$2,982*	
			QPT305SLT/GX390 (recoil start)								60	\$2,650	
			QPT305SLTGX390E (electric start)								70	\$3,460*	
			QPT305SLTGX390EL (electric start) 16L long range fuel tank								70	\$3,877*	
	3 way outlet (2x3", 1x4") 4" inlet	4" Mr T	NEW	QPT405SLT/GX390EL (electric start) 16L long range fuel tank	13	164	115	795	7.6	950x750x980	144	\$7,890*	



PEDESTAL PUMPS & SPARES KITS


Model	Pedestal Pump			Wet End Kit <i>(change out an old pump for an Aussie ... it's easy)</i>				O-ring Kit	Rejuvenation Kit <i>(Mechanical seal & associated O-rings)</i>		
	Shaft (mm)	S/code	List price	S/code	Engine Shaft	Carton size (mm) / weight (kg)	List price		Engine Shaft	S/code	List price
QP205SE	28	QP205SE/PED	\$889	QP205SEKIT QP205SEDKIT (diesel)	3/4" threaded	345x312x242 / 12	\$466 \$605	Q205S-ORKIT \$67	3/4" threaded	Q205SREJ-2	\$112
QP205SL		n/a		QP205SLKIT1"P	1" threaded		\$880		1" threaded	Q205SREJV-2 (Viton)	\$323
QP305	28	QP305/PED	\$1,081	QP305KITN/SH	3/4" threaded	\$654	3/4" threaded		Q205SREJ-2	\$112	
QPT205SLT (twin)	24	QPT205SLT/PED	\$2,161	QPT205SLTKIT (petrol) QPT205SLTDKIT (diesel)	1" threaded	345x312x242 / 12	\$1,551		Step shaft 1" threaded	QT205SLTWREJ-2 QT205SLTREJ-2	\$319
QPT405SLT (Twin)		QPT405SLT/PED		QPT405SLTKIT	1" threaded	tba	tba		1" threaded	QPT405SLTREJ-2	\$353

Viton Rejuvenation kit
Mechanical seal, O-rings & check valve.

NOTE: Check engine shaft size before ordering.



1.1.3B AUSSIE DIESEL FIRE PUMPS ... THE WORLD'S BEST



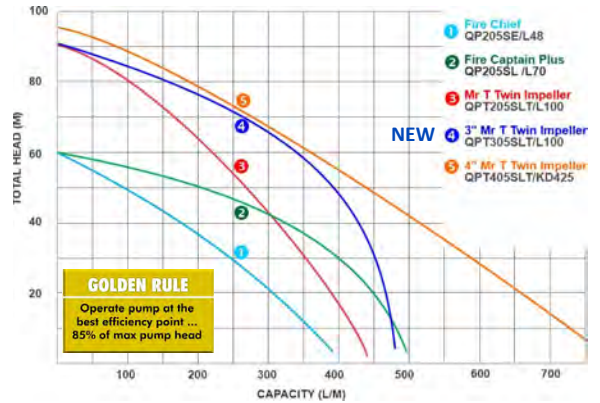
Fully welded GAL FRAME INCLUDED



Mr T Twin Impeller
(QPT205SLT) Yanmar

Huge single piece impeller ... designed for performance & longevity

Options ...
2" or 3" outlets &
1½" or 3" inlets



Performance figures to be taken as a guide only, for detailed performance curves contact an authorised Aussie Distributor.

Materials of construction	
Front case & back plate	Marine grade aluminium
Impeller & Volute	Marine grade aluminium
Mechanical seal	Carbon ceramic
Outlet	Marine grade aluminium
Casing bolts	Zinc plated steel
Check valve & seals	Nitrile rubber
Priming & drain plugs	Polycarbonate
Finish	Brushed Aluminium (except QPT405SLT)

The Aussie QP range of high pressure fire pumps are powered by diesel engines from the world's best engine manufacturers.

These quality pumps are primed to perform for years of economical service. Diesel drive fire pumps are safer to refuel during a bushfire emergency.

- **Unique five year pump end warranty**
- **Prime fast** from 7.6 metres
- **Replaceable flanged** suction port & discharge ports ... easy to service check valve or change port size
- **Fully welded galvanised or stainless steel roll frame** with anti-vibration mounts
- **Single piece**, heavy duty closed impeller
- **Big 2 inch inlet**... more volume
- **Big belly body**... fast priming & extra performance
- **3 way outlet** with top quality caps & metal chains
- **2" outlet port elbow option** to optimise performance (Q1803-000090 ... \$81^{+gst})
- Hose kits P24

Electric start

Electric start models fitted with colour coded battery leads, mounting tray, securing rods & plate. Battery supplied separately. (QBATTERY **\$165^{+gst}**)

Applications:

- Fire fighting, mop up & general fire protection
- High pressure water transfer
- Spray irrigation
- High pressure spraying
- Sheep jetting
- Boom spraying
- Stock crate wash down
- Machinery wash down
- Stock washdown

PUMP PROTECTION

Pressure relief valve
(recommended when using a ball valve or quick action fire nozzles)

10 bar, adjustable, suits all QP fire & high pressure pumps,
Inlet 1" BSP
Outlet 1" BSP
Q078908-3410 **\$248^{+gst}**



WELDED GAL FRAME INCLUDED



Fire Chief
(QP205SE) Yanmar L48

WELDED GAL FRAME INCLUDED



Mr T Twin
(QPT205SLT) OC Kubota

NEW 3" Mr T in Mine Boss configuration

- Big gal frame with lifting bar
- Battery isolation
- Fire extinguisher
- E-stop



3" Mr T Twin Mine Boss
(QPT305SLT) Yanmar L100



1.1.3B AUSSIE DIESEL FIRE PUMPS ... THE WORLD'S BEST

YANMAR DIESELS - 2 year engine warranty



Electric start option

*Battery extra for electric start models (QBATTERY \$165^{+Bst})

Port size (inlet/outlet) BSP Male	Model	S/code	HP	Pump PSI	Total Head (m)	Max Flow (lpm)	Self primes to (m)	Carton Size (mm) lwxhxh	Boxed weight kg	List price
2" inlet	Fire Chief (QP205SE)	QP205SE/L48 (recoil start)	4.8	85	60	400	7.6	630x445x610	70	\$3,216
		QP205SE/L48ESOL (electric start)						630x570x610	70	\$4,188*
	Mine Boss Fire Chief	QP205SE/L48EMS2 (electric start)	85	60	400	7.6	600x680x660	85	\$5,680*	
3 way outlet	Fire Captain Plus (QP205SL)	QP205SL/L70ESOL (electric start)	7	85	60	500	7.6	735x612x700	88	\$5,620*
2 x 1" & 1 x 1 1/2"	Mr T Twin Impeller NEW	QPT205SLT/L100E (electric start)	10	128	90	450	7.6	650x690x650	100	\$5,922*
		QPT205SLT/L100EL (long range 13 litre fuel tank, approx. 5.5hrs continuous running)						tba		\$6,556*
	Mine Boss Mr T	QPT205SLT/L100M (electric start)						810x605x870	115	\$7,280*
3" x 3"	QP305SL	QP305SL/L70E (electric start)	7	85	60	500	7.6	735x612x700	88	\$5,980*
	NEW 3" Mr T twin NEW	QPT305SLT/L100E (electric start)	10	128	90	480	7.6	650x690x650	100	\$6,281*
		QPT305SLT/L100EL (long range 13 litre fuel tank, approx. 5.5hrs continuous running)						650x690x650	105	\$6,915*
Mine Boss Mr T 3"	QPT305SLT/L100M (electric start)						810x605x870	115	\$7,464*	



ENGINE SOLENOID OPTIONS .. p26
Must be ordered with pump for factory fit-out

Yanmar Engine Service Kits ...

Easy engine service, service engine every 3 months.

L48N	EAPFKL48N	Includes air filter element, fuel filter element, oil filter strainer, fuel filter strainer, 1 litre of SAE40 oil	\$166
L70N & L100N	EAPFKL100N	Includes air filter element, fuel filter element, oil filter strainer, fuel filter strainer, 2 litres of SAE40 oil	\$195



KUBOTA DIESELS - 2 year engine warranty



With "Advanced Cooling 3 Vortex" system for low noise, low fuel consumption & smoother running.

Kubota engine service kits ... p26

Port size (inlet/outlet) BSP Male	Model	S/code	HP	Pump PSI	Total Head (m)	Max Flow (lpm)	Self primes to (m)	Carton Size (mm) lwxhxh	Boxed weight kg	List price
2" inlet	Fire Chief Plus	QP205SL/OC95E (electric start)	9.5	92	65	420	7.6	735x612x700	105	\$4,480*
3 way outlet 2 x 1" & 1 x 1 1/2"	Mr T	QPT205SLT/OC95E (electric start)	9.5	120	85	420	7.6	735x612x700	105	\$5,966*

NEW

4" Mr T Twin Impeller, Kubota diesel powered

- 20HP Kubota water cooled diesel, electric start engine
- Sled mounted with 60 litre fuel tank (approx. 12 hrs running time)
- Big belly body... fast priming & extra performance
- Twin Silicon Carbide seals
- 3 way outlet ... 1 x 4", 2 x 3"
- FREE strainer & coupling kit
- Aussie Mine Boss option +\$1,400

KOHLER DIESELS - 2 year engine warranty

Port size (inlet/outlet) BSP Male	Model	S/code	HP	Pump PSI	Total Head (m)	Max Flow (lpm)	Self primes to (m)	Packed Dimensions (mm) lwxhxh	Boxed weight kg	List price
4" inlet 3 way outlet	4" Mr T Kubota	QPT405SLTD/D722	20	135	95	770	7	1720x920x1300	330	\$15,773*



PEDESTAL PUMPS & SPARES KITS

Model	Pedestal Pump			Wet End Kit <i>(change out an old pump for an Aussie ... it's easy)</i>				O-ring Kit	Rejuvenation Kit <i>(Mechanical seal & associated O-rings)</i>		
	Shaft (mm)	S/code	List price	S/code	Engine Shaft	Carton size (mm) /weight (kg)	List price		Engine Shaft	S/code	List price
QP205SE	28	QP205SE/PED	\$889	QP205SEKIT QP205SEKIT 1.5" QP205SEDKIT (diesel)	3/4" threaded	345x312x242 / 12	\$466 \$605 \$605	Q205S-ORKT \$67	3/4" threaded	Q205SREJ-2	\$112
QP205SL	n/a			QP205SLKIT1"P	1" threaded		\$880		1" threaded	Q205SLREJGX390-2	\$319
QP305	28	QP305/PED	\$1,081	QP305KITN/SH	3/4" threaded	\$654	3/4" threaded		Q205SREJ-2	\$112	
QPT205SLT (twin)	24	QPT205SLT/PED	\$2,161	QPT205SLTKIT (petrol) QPT205SLTDKIT (diesel) QPT205SLTDKITKUB (Kubota)	1" threaded	345x312x242 / 12	\$1,551		Step shaft 1" threaded	QT205SLTWREJ-2 QT205SLTREJ-2	\$319
QPT405SLT		QPT405SLT/PED		QPT405SLTKIT	1" threaded		tba	n/a	1" threaded	QPT405SLTREJ-2	\$353

NOTE: Check engine shaft size before ordering.

Viton Rejuvenation kit Mechanical seal, O-rings & check valve.

All prices AU\$, exclude gst, ex Sydney warehouse. Prices & specs subject to change without notice.

Australian Pump Industries (aussiepumps.com.au) 02 8865 3500

Page 7



1.1.4a BRIGADE BOSS ... HONDA POWER ... HIGH PRESSURE/FLOW



BRIGADE BOSS
QP402SL Honda




- **BIG PRESSURE, BIG FLOW**
- **Superb fuel efficient** performance
- **Big closed single impeller**
- **Marine grade aluminium** body
- **Replaceable flanged** suction port
- **FREE** fully welded roll frame with anti vibration mounts
- **Exceptional priming** from 8m
- Diesel drive & hydraulic options
- **FREE** strainer & coupling kit

Electric start *

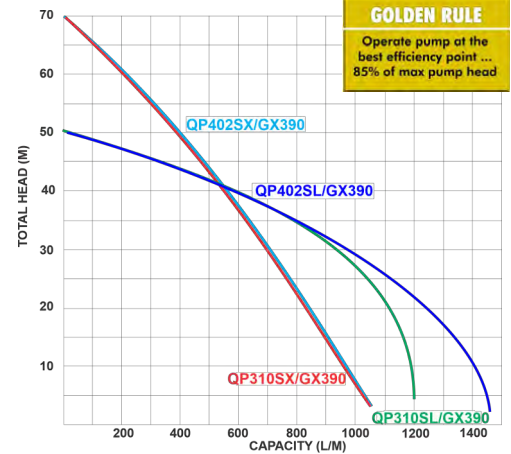
Electric start models fitted with colour coded battery leads, mounting tray, securing rods & plate. Battery supplied separately. (QBATTERY \$165^{+gst})

Applications:

- Fire fighting, village protection
- Wash & flush stock crate cleanout
- Fast fill water cart applications
- Water cart batter spray
- High pressure water transfer
- Construction site dust suppression
- High head dewatering



Closed impeller for more pressure, larger vanes to maintain flow



Performance figures to be taken as a guide only, for detailed performance curves contact an authorised Aussie Distributor.

Materials of construction

Front case & back plate	Marine grade aluminium
Impeller & Volute	Marine grade aluminium
Mechanical seal	Carbon ceramic
Outlet	Marine grade aluminium
Casing bolts	Zinc plated steel
Check valve & seals	Nitrile rubber
Priming & drain plugs	Polycarbonate
Finish	Brushed Aluminium

SL SERIES ... HIGH HEAD

HONDA PETROL - 3 year GX engine warranty



Port size (inlet/outlet) BSP Male	Model	S/code	HP	Pump PSI	Total Head (m)	Max Flow (lpm)	Self primes to (m)	Carton Size (mm) lwxhx	Boxed weight (kg)	List price
3" x 3"	QP310SL RED BRIGADE BOSS	QP310SL/GX390E (electric start)	13	71	50	1200	8	1100x800x850	100	\$5,011*
4" x 4"	QP402SL RED BRIGADE BOSS	QP402SL/GX390E (electric start)				1450				\$5,011*



Closed impeller with slim vanes for extra pressure

PUMP PROTECTION

Pressure relief valve (recommended when using a ball valve or quick action fire nozzles)

10 bar, adjustable, suits all QP fire & high pressure pumps, Inlet 1" BSP, Outlet 1" BSP Q078908-3410 **248^{+gst}**



SX SERIES ... EXTRA HIGH HEAD

HONDA PETROL - 3 year GX engine warranty



Port size (inlet/outlet) BSP Male	Model	S/code	HP	Pump PSI	Total Head (m)	Max Flow (lpm)	Self primes to (m)	Carton Size (mm) lwxhx	Boxed weight (kg)	List price
3" x 3"	QP310SX/GX390E RED BRIGADE BOSS	QP310SX/GX390E (electric start)	13	100	70	1050	7.8	1100x800x850	100	\$5,057*
4" x 4"	QP402SX/GX390E RED BRIGADE BOSS	QP402SX/GX390E (electric start)								\$5,057*

PEDESTAL PUMPS & SPARES KITS

Port size (in/out)	Pedestal Pump				Wet End Kits (Petrol version)					O-ring Kit		Rejuvenation Kit		
	Model	Shaft (mm)	S/code	List price	S/code	Engine Shaft	Weight (kg)	Dimensions (mm)	List price	S/code	Price	Engine Shaft	S/code	List price
3" x 3"	QP310SL	24	QP310SL/PED	\$2,890	QP310SL/KIT				\$2,138	Q402-ORKT \$67		1" keyed	Q402REJ-2	\$355
	QP310SX	24	QP310SX/PED	\$2,978	QP310SXXKIT N/F	1" keyed (petrol)	24	500x400x445	\$2,196					
4" x 4"	QP402SL	24	QP402SL/PED	\$2,890	QP402SLKIT N/F				\$2,138					
	QP402SX	24	QP402SX/PED	\$2,978	QP402SXXKIT				\$2,196					



1.1.4b BRIGADE BOSS DIESEL POWERED ... HIGH PRESSURE/FLOW



BRIGADE BOSS
QP310SX Yanmar

Aussie Sea Skipper
marine high pressure pumps
For salt water applications
See p20 for details



Aussie Mine Boss
See p16 for details



- **BIG PRESSURE, BIG FLOW**
 - Superb fuel efficient performance
 - Big closed single impeller
 - Marine grade aluminium body
 - Replaceable flanged suction port
 - **FREE** fully welded roll frame with anti vibration mounts
 - **Exceptional priming** from 8m
 - Petrol drive & hydraulic options
 - **FREE** strainer & coupling kit
- NB: Kubota & Yanmar solenoid kit for remote pump control, specify when ordering (optional extra)

Electric start *

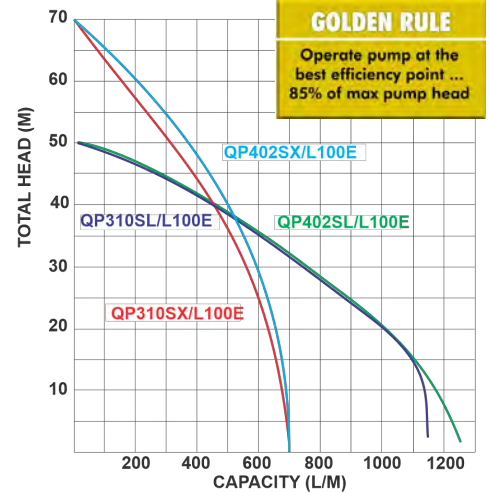
Electric start models fitted with colour coded battery leads, mounting tray, securing rods & plate. Battery supplied separately. (QBATTERY \$165^{gst})

Applications:

- Fire fighting, village protection
- Fast fill water cart applications
- High pressure water transfer
- Wash & flush stock crate cleanout
- Water cart batter spray
- Construction site dust suppression
- High head dewatering



Closed impeller for more pressure, larger vanes to maintain flow



Performance figures to be taken as a guide only, for detailed performance curves contact an authorised Aussie Distributor.

Materials of construction

Front case & back plate	Marine grade aluminium
Impeller & Volute	Marine grade aluminium
Mechanical seal	Carbon ceramic
Outlet	Marine grade aluminium
Casing bolts	Zinc plated steel
Check valve & seals	Nitrile rubber
Priming & drain plugs	Polycarbonate
Finish	Brushed Aluminium

SL SERIES ... HIGH HEAD

YANMAR DIESELS - 2 year engine warranty



Port size (inlet/outlet) BSP Male	Model	s/code	HP	Pump PSI	Total Head (m)	Max Flow (lpm)	Self primes to (m)	Carton Size (mm) lwxhx	Boxed weight (kg)	List price
3" x 3"	QP310SL/L100E	QP310SL/L100E (electric start)	10	71	50	1150	8	775x660x705	105	\$7,673*
4" x 4"	QP402SL/L100E	QP402SL/L100AE (electric start)				1250				

ENGINE SOLENOID OPTIONS .. P26 Must be ordered with pump for factory fit-out

Yanmar & Kubota engine service kits p26



QP402SL/OC95E

KUBOTA DIESELS - 2 year engine warranty



With "Advanced Cooling 3 Vortex" system for low noise, low fuel consumption & smoother running.

Port size (inlet/outlet) BSP Male	Model	s/code	HP	Pump PSI	Total Head (m)	Max Flow (lpm)	Self primes to (m)	Carton Size (mm) lwxhx	Boxed weight kg	List price
3" x 3"	QP310SL/OC95E	QP310SL/OC95E	9.5	71	50	1150	7.6	735x612x700	112	\$7,236*
4" x 4"	QP402SL/OC95E	QP402SL/OC95E								

SX SERIES ... EXTRA HIGH HEAD



Closed impeller with smaller vanes for extra pressure

YANMAR DIESELS - 2 year engine warranty



Port size (inlet/outlet) BSP Male	Model	s/code	HP	Pump PSI	Total Head (m)	Max Flow (lpm)	Self primes to (m)	Carton Size (mm) lwxhx	Boxed weight (kg)	List price
3" x 3"	QP310SX /L100E	QP310SX/L100E (electric start)	10	100	70	700	8	775x660x705	105	\$7,730*
4" x 4"	QP402SX /L100E	QP402SX/L100E (electric start)								

ENGINE SOLENOID OPTIONS .. P26 Must be ordered with pump for factory fit-out

Yanmar ESP (essential spare parts) p26

PEDESTAL PUMPS & SPARES KITS

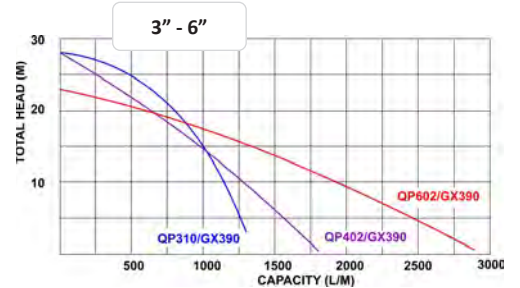
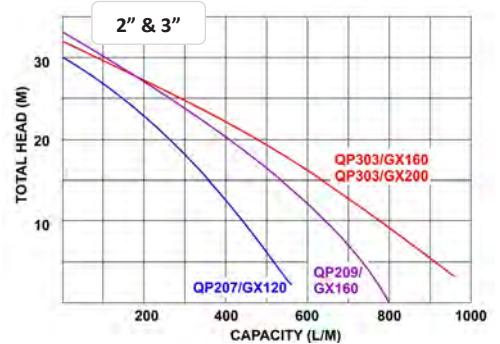
Port size (in/out)	Model	Pedestal Pump			Wet End Kits (Diesel version)				O-ring Kit		Rejuvenation Kit			
		Shaft (mm)	S/code	List price	S/code	Engine Shaft	Weight (kg)	Dimensions (mm)	List price	S/code	Engine Shaft	S/code	List price	
3" x 3"	QP310SL	24	QP310SL/PED	\$2,890	QP310SLDKIT				\$2,138	Q402-ORKT	\$67	1" keyed	Q402REJ-2	\$355
	QP310SX	24	QP310XSPED	\$2,978	QP310SXDKITN/F	1" keyed (diesel)	24	500x400x445	\$2,196					
4" x 4"	QP402SL	24	QP402SL/PED	\$2,890	QP402SLKTNFL100				\$2,138					
	QP402SX	24	QP402SX/PED	\$2,978	QP402SXKITN/F				\$2,196					



1.1.5A AUSSIE PETROL GUSHERS ... HONDA POWER



4" QP402/GX390



GOLDEN RULE

Operate pump at the best efficiency point ... 85% of max pump head

Performance figures to be taken as a guide only, for detailed performance curves contact an authorised Aussie Distributor.

AUSSIE DROUGHT BUSTERS ... pump more water, faster!

Aussie QP gushers (water transfer pumps) efficiently move large volumes of water at relatively low pressures.

The large open vane impellers allow small solids to pass through the pumps and maximise flow rates.

- **High flow** move water fast, use less fuel
- **Fast self priming** from 8m
- Cast iron open impeller
- **Replaceable flanged** suction port (except QP207)
- **FREE fully welded roll frame** with anti vibration mounts
- Diesel engine options
- **FREE** coupling & strainer kit
- **Viton option** ...QP209/303 p21
- Fuel oil transfer pumps p21

- Hose kits P24



Electric start

Electric start models fitted with colour coded battery leads, mounting tray, securing rods & plate. Battery supplied separately. (QBATTERY \$165^{+gst})

**Pumping slurry or solids?
Go Aussie trash pumps.... p14**



Large open vane, cast iron impellers ... pass spherical, compressible solids in suspension

Materials of construction

Front case & back plate	Marine grade aluminium
Impeller	Cast iron, open type
Volute	Marine grade aluminium (QP209/303) Cast iron (QP310, QP402)
Mechanical seal	Carbon ceramic
Outlet	Marine grade aluminium
Casing bolts	Zinc plated steel
Check valve & seals	Nitrile rubber
Priming & drain plugs	Polycarbonate
Finish	Brushed Aluminium (except QP602)

Applications

- High volume water transfer
- Fast fill water cart applications
- Flood irrigation
- Site dewatering



QP209/GX200



QP303/GX200



QP310/GX240



QP402/GX240



QP602/GX390E with 16 litre fuel tank

Performance figures to be taken as a guide only, for detailed performance curves contact an authorised Aussie Distributor.



1.1.5A AUSSIE PETROL GUSHERS ... HONDA POWER

Note: QP-2/GX120 replaces the QP207/GX120 from Sept 2021

HONDA PETROL - 3 year GX engine warranty				POWERED by HONDA			GX Engine 3 YEAR WARRANTY		Electric start option *Battery extra for electric start models (QBATTERY \$165 ^{BS1})			
Port size (inlet/outlet) BSP Male	Model	S/code		HP	PSI	Total Head (m)	Max Flow (lpm)	Self primes to (m)	Carton Size (mm) lwxhx	Boxed weight kg	List price	
2" x 2"	QP-2	QP-2/GX120	(recoil start)	4	43	30	600	7.2	460x360x420	24	\$725	
	QP207	QP207/GX120	(recoil start)	4	43	30	600	7.2	460x360x420	24	\$725	
	QP209	QP209/GX160	(recoil start)	5.5	47	33	800	7.6	545x410x490	30	\$905	
		QP209/GX200	(recoil start)	6.5					545x410x490	30	\$1,266	
		QP209/GX200E	(electric start)	550x550x470					35	\$2,380*		
3" x 3"	QP303	QP303/GX160RFF	(recoil start)	5.5	45	32	1000	7.6	545x410x490	30	\$905	
		QP303/GX200	(recoil start)	6.5					545x410x490	30	\$1,266	
		QP303/GX200E	(electric start)	550x570x485					35	\$2,380*		
	QP310	QP310/GX240	(recoil start)	8	43	30	1300	8.2	745x527x645	70	\$2,490	
		QP310/GX390E	(electric start)	13					780x650x730	100	\$3,960*	
4" x 4"	QP402	QP402/GX240	(recoil start)	8	43	30	1600	8.2	695x495x645	70	\$2,490	
		QP402/GX390E	(electric start)	13					43	30	1800	780x650x730
6" x 6"	QP602	QP602/GX390ELRG	(electric start) With long range fuel tank Running time approx. 4.5 hours	13	33	23	2900	7.4	740x950x850	160	\$8,992*	

PEDESTAL PUMPS & SPARES KITS

Model	Pedestal Pump			Wet End Kit				O-ring Kit	Rejuvenation Kit Mechanical seal & associated o-rings		
	Shaft (mm)	S/code	List price	S/code	Engine Shaft	Carton size (mm) / weight (kg)	List price	S/code	Engine Shaft	S/code	List price
QP207	n/a			n/a				n/a	3/4" threaded	Q207REJ/GX120	\$105
QP209	28	QP209/PED	\$1,081	QP209KIT QP209KITVITON	3/4" threaded	345x312x242 / 10	\$720 \$1,043	Q303-ORKT \$67	3/4" threaded	Q303REJ-2 Q205SREJ-2 (Viton)	\$112 \$323
QP303	28	QP303/PED	\$1,081	QP303KIT N/F QP303KIT1" QP303KITVITON	1" threaded	325x310x385 / 10	\$720 \$779 \$1,043		1" threaded	Q303SLREJ-2	\$272
QP310	24	QP310/PED	\$2,506	QP310KIT	1" keyed	500x400x445 / 24	\$1,704	Q402-ORKT \$67	1" keyed	Q402REJ-2	\$355
QP402	24	QP402/PED	\$2,506	QP402KITN/F	1" keyed		\$1,704		1" keyed	Q402REJ-2	\$355
QP602		QP602PED	\$8,223	QP602HKIT	1" keyed	800x600x700 / 80	\$7,358	Tba	1" keyed	Q602REJ-2	\$715

Viton Rejuvenation kit
Mechanical seal, O-rings & check valve.

NOTE: Check engine shaft size before ordering.

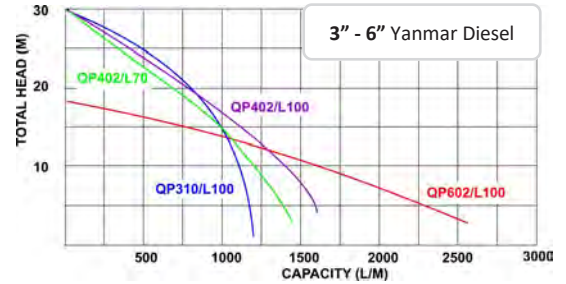
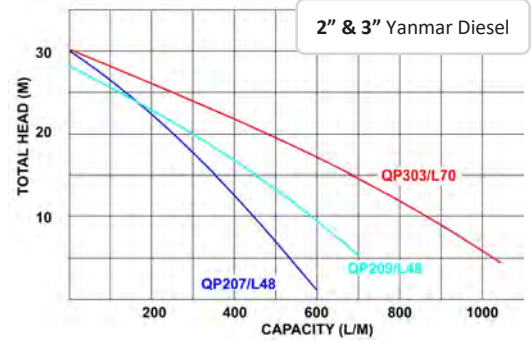




1.1.5B AUSSIE DIESEL GUSHERS ... YANMAR & KUBOTA



6" QP602 Yanmar



GOLDEN RULE

Operate pump at the best efficiency point ... 85% of max pump head

Performance figures to be taken as a guide only, for detailed performance curves contact an authorised Aussie Distributor.

AUSSIE DROUGHT BUSTERS ... pump more water, faster!

Aussie QP gushers (water transfer pumps) efficiently move large volumes of water at relatively low pressures. These pumps, powered by diesel engines from the world's best engine manufacturers, are primed to perform for years of economical service.

The large open vane impellers allow small solids to pass through the pumps and maximise flow rates.

- **High flow** move water fast using less fuel
- **Fast self priming** from 8m
- Cast iron open impeller
- **Replaceable flanged** suction port (except QP207)
- **FREE fully welded roll frame** with anti vibration mounts
- Diesel engine options
- **FREE** coupling & strainer kit
- **Viton option ...QP209/303 p21**
- Chemical & fuel oil transfer pumps p21
- Hose kits P24

- Replacement wet end kits, o-ring kits & rejuvenation kits for these pumps p11

NB: Kubota & Yanmar solenoid kits for remote pump control, specify when ordering (optional extra)

Electric start

Electric start models fitted with colour coded battery leads, mounting tray, securing rods & plate. Battery supplied separately. (QBATTERY \$165^{+gst})

Materials of construction	
Front case & back plate	Marine grade aluminium
Impeller	Cast iron, open type
Volute	Marine grade aluminium (QP209/303) Cast iron (QP310, QP402)
Mechanical seal	Carbon ceramic
Outlet	Marine grade aluminium
Casing bolts	Zinc plated steel
Check valve & seals	Nitrile rubber
Priming & drain plugs	Polycarbonate
Finish	Brushed Aluminium (except QP602)

Applications

- High volume water transfer
- Fast fill water cart applications
- Flood irrigation
- Site dewatering



QP303/L48E (Yanmar)



QP310/L100E (Yanmar)



QP402/OC95E (Kubota)



Large open vane, cast iron impellers ... pass spherical, compressible solids in suspension



1.1.5B AUSSIE DIESEL GUSHERS ... YANMAR & KUBOTA

YANMAR DIESELS - 2 year engine warranty



Electric start option

*Battery extra for electric start models (QBATTERY \$165^{gst})

Port size (inlet/outlet) BSP Male	Model	S/code	HP	Pump PSI	Total Head (m)	Max Flow (lpm)	Self primes to (m)	Carton size (mm) lwxwxh	Boxed weight kg	List price
2" x 2"	QP209	QP209/L48 (recoil start)	4.8	40	28	700	7.6	630x445x610	58	\$3,159
		QP209/L48E (electric start)						630x570x610	60	\$4,188*
		QP209/L70E/S (electric start)	7	40	28	700	7.6	735x612x700	70	\$5,620*
3" x 3"	QP303	QP303/L48 (recoil start)	4.8	43	30	1000	7.6	630x445x610	58	\$3,159
		QP303/L48ESOL (electric start)						630x570x610	60	\$4,188*
		QP303/L70E (electric start)	7	43	30	1000	7.6	735x612x700	85	\$5,620*
	QP310	QP310/L100E (electric start)	10	43	30	1300	8.2	775x660x705	105	\$6,860*
4" x 4"	QP402	QP402/L70 (recoil start)	7	43	30	1450	8.2	715x497x721	85	\$4,414
		QP402/L70E (electric start)						735x612x700		\$5,568*
		QP402/L100E (electric start)	10	43	30	1600	8.2	775x660x705	105	\$6,860*
6" x 6"	QP602	QP602/L100E (electric start)	10	26	18	2500	7.4	950x730x950	160	\$11,826*
		NEW QP602/L100EL (long range 13 litre fuel tank for 5.5hrs approx. running time)						950x730x950	165	\$12,600*

ENGINE SOLENOID OPTIONS .. P26 Must be ordered with pump for factory fit-out

NEW Mine Boss Series

includes following extras

- 38mm super robust gal frame
- Balanced lifting bar
- Emergency stop
- Lockable battery isolation
- Gel battery
- Integrated fire extinguisher

More options p13



Yanmar Engine Service Kits ...

Service made easy, service your engine every 3 months

Model	S/code	Description	
L48N	EAPFKL48N	Includes air filter element, fuel filter element, oil filter strainer, fuel filter strainer, 1 litre of SAE40 oil	\$166
L70N & L100N	EAPFKL100N	Includes air filter element, fuel filter element, oil filter strainer, fuel filter strainer, 2 litres of SAE40 oil	\$195

Pumping slurry or solids?
Go Aussie trash pumps.... p15



Port size (inlet/outlet) BSP Male	Model	S/code	HP	Pump PSI	Total Head (m)	Max Flow (lpm)	Self primes to (m)	Carton size (mm) lwxwxh	Boxed weight kg	List price
3" x 3"	QP303 MS	QP303/L48EMS2 (Mine Boss)	4.8	43	30	1050	7.6	600x680x660	75	\$5,575
	QP310 MS	QP310/L100EMS2 (Mine Boss)	10	43	30	1300	8.2	810x605x870	120	\$8,940
4" x 4"	QP402 MS	QP402/L100EMS2 (Mine Boss)	10	43	30	1600	8.2	810x605x870	120	\$8,940
6" x 6"	QP602 MS	QP602/L100EMS2 (Mine Boss)	10	26	18	2500	7.4	810x605x870	175	\$13,400

ENGINE SOLENOID OPTIONS .. P26 Must be ordered with pump for factory fit-out

KUBOTA DIESELS - 2 year engine warranty



With "Advanced Cooling 3 Vortex" system for low noise, low fuel consumption & smoother running.

Kubota engine service kits ... p28

Port size (inlet/outlet) BSP Male	Model	S/code	HP	Pump PSI	Total Head (m)	Max Flow (lpm)	Self primes to (m)	Carton size (mm) lwxwxh	Boxed weight kg	List price
3" x 3"	QP310	QP310/OC95E (electric start)	9.5	43	30	1300	8.2	770x650x700	112	\$6,950*
4" x 4"	QP402	QP402/OC95E (electric start)	9.5	40	28	1600	8.2			\$6,950*
Water cart Specials (electric start with solenoid, no frames, no battery pack)... more options on p17										
3" x 3"	QP310 TS	QP310/OC95SOLNF	9.5	43	30	1300	8.2	770x650x700	112	\$6,220
4" x 4"	QP402 TS	QP402OC95ENFSOL	9.5	40	28	1600	8.2			\$6,220



1.1.6A AUSSIE TRASH PUMPS ... HONDA POWER



QP203T/GX160



Dirty water specialists!

- Big non clog open style impeller
- High SG cast iron impeller & volute ... wear resistant
- Front mounted clean out port... clean out without disconnecting pipe work
- Silicon carbide mech seal
- Super robust aluminium body
- Flanged suction port
- FREE fully welded carry frame
- Pump flanged to engine
- Prime fast from 7.6 metres
- FREE coupling and strainer kit included as standard
- Electric start option
- Hose kits p24



QP301T/GX240

Electric start

Electric start models fitted with colour coded battery leads, mounting tray, securing rods & plate. Battery supplied separately. (QBATTERY \$165^{+gst})

Applications:

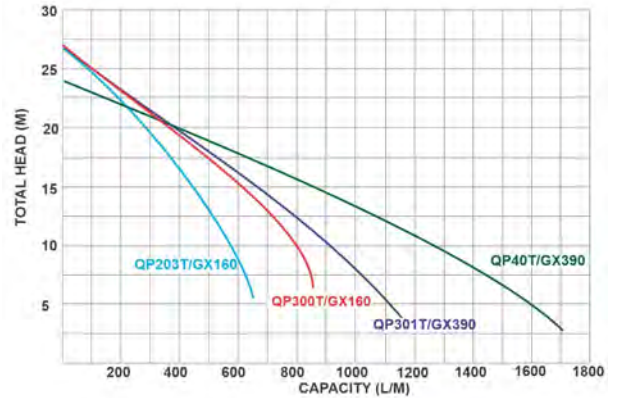
- Construction site dewatering
- Waste water handling
- Effluent pump out
- Livestock waste water disposal
- Solid laden mine waste pump out



QP40T/GX390



Big, open vanes maximise solid handling capability ... pass spherical, compressible solids in suspension. High SG for wear resistance.



GOLDEN RULE
Operate pump at the best efficiency point ... 85% of max pump head

Performance figures to be taken as a guide only, for detailed performance curves contact an authorised Aussie Distributor.

Materials of construction	
Front case & back plate	Marine grade aluminium
Impeller	High SG grade cast iron, non clog, open type
Volute	High SG grade cast iron
Mechanical seal	Silicon carbide
Outlet	Marine grade aluminium
Casing bolts	Zinc plated steel
Check valve & seals	Nitrile rubber
Priming & drain plugs	Polycarbonate
Finish	Brushed Aluminium (except QP40T)

HONDA PETROL - 3 year GX engine warranty



Port size (inlet/outlet) BSP Male	Model	S/code		HP	PSI	Total Head (m)	Max Flow (lpm)	Self primes to (m)	Max solid size	Carton Dimensions (mm) lwxhxh	Boxed weight kg	List price
2" x 2"	QP203T	QP203T/GX160	Recoil start	5.5	38	27	630	7.3	0.75"	680x490x605	56	\$1,816
		QP203T/GX200E	Electric start	6.5	38	27	630	7.3	0.75"	680x600x675	58	\$2,851*
3" x 3"	QP300T	QP300T/GX160	Recoil start	5.5	38	27	850	7.4	0.75"	662x506x571	58	\$1,959
		QP300T/GX200E	Electric start	6.5	38	27	850	7.4	0.75"	680x600x675	58	\$2,851*
3" x 3"	QP301T	QP301T/GX240	Recoil start	8	38	27	1200	7.5	1"	675x530x690	70	\$2,089
		QP301T/GX390E	Electric start	13	38	27	1200	7.5	1"	780x650x730	90	\$3,420*
4" x 4"	QP40T	QP40T/GX390E	Electric start	13	34	24	1800	7.6	1.5"	840x695x765	90	\$6,742*

PEDESTAL PUMPS & SPARES KITS

Port size (in/out)	Model	Pedestal Pump			Wet End Kit (petrol version)				O-ring Kit		Rejuvenation Kit		
		Shaft (mm)	S/code	List price	S/code	Shaft	Weight (kg)	Dimensions (mm)	List price	S/code	Shaft	S/code	List price
2" x 2"	QP203T	28	QP203T/PED	\$1,840	QP203TKITN/F	3/4" threaded (petrol)	30	660x395x345	\$1,553	QP301T-ORKT	3/4" threaded	Q203TREJ-2	\$302
	QP300T	28	QP300T/PED	\$1,840	QP300TKITN/F	1" keyed (petrol)			\$1,637				
3" x 3"	QP301T	24	QP301T/PED	\$2,436	QP301TKIT	1" keyed (petrol)	35	570x510x340	\$2,834	Q40T-ORKT	1" keyed	Q40TREJ-2 (petrol)	\$547
	QP40T	24	QP40TPED	\$3,789	QP40TKITN/F	1" keyed (petrol)			\$2,834				

O-ring replacement kit contains:

All o-rings

Rejuvenation kit contains:

Mechanical seal & associated o-rings, check engine shaft size and type before ordering.

Note: QP203T & QP300T use QPED1, QP301T & QP40T use QPPED2 (see page 23)



1.1.6B AUSSIE TRASH PUMPS ... YANMAR POWERED



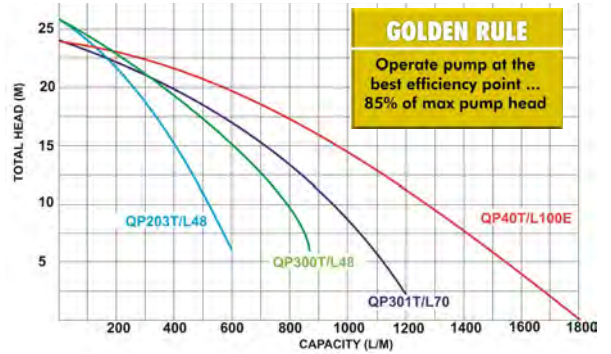
QP301T/L70E

Applications:

- Construction site dewatering
- Waste water handling
- Effluent pump out
- Livestock waste water disposal
- Solid laden mine waste pump out

Dirty water specialists!

- Big non clog open style impeller
- High SG cast iron impeller & volute ... wear resistant
- Front mounted clean out port... clean out without disconnecting pipe work
- Silicon carbide mech seal
- Super robust aluminium body
- Flanged suction port
- FREE fully welded carry frame
- Pump flanged to engine
- Prime fast from 7.6 metres
- FREE coupling and strainer kit included as standard
- Electric start option
- Hose kits p24



Performance figures to be taken as a guide only, for detailed performance curves contact an Aussie Gold Dealer.

Electric start

Electric start models fitted with colour coded battery leads, mounting tray, securing rods & plate. Battery supplied separately. (QBATTERY \$165*^{gst})

YANMAR DIESELS - 2 year engine warranty



Port size (inlet/outlet) BSP Male	Model	S/code		HP	PSI	Total Head (m)	Max Flow (lpm)	Self primes to (m)	Max solid size	Carton size (mm) lwxhx	Boxed weight kg	List price
2" x 2"	QP203T	QP203T/L48E	Electric start	4.8	38	27	600	7.3	0.75"	660x575x710	75	\$5,373*
	QP300T	QP300T/L48E	Electric start	4.8	38	27	850	7.4	0.75"	660x575x710	75	\$5,373*
3" x 3"	QP301T	QP301T/L70	Recoil start	7	34	24	1150	7.5	1"	700x645x705	80	\$5,123
		QP301T/L70E	Electric start								90	\$6,070*
	QP301T/L100E	Electric start	10	34	24	1200	7.5	1"	775x660x705	90	\$6,940*	
4" x 4"	QP40T	QP40T/L100E	Electric start	10	34	24	1600	7.6	1.5"	765x700x785	115	\$8,852*

Aussie Mine Boss

includes following extras (more options p16)

- 38mm super robust gal frame
- Balanced lifting bar
- Yanmar electric start diesel engine
- Emergency stop
- Lockable battery isolation
- Gel battery
- Integrated fire extinguisher



Port size (in/out)	Model	S/code	HP	Carton size (mm) lwxhx	Boxed weight kg	List price
2' x 2"	QP203T MS	QP203T/L48EMS2	4.8	tba	95	\$7,171
3" x 3"	QP301T MS	QP301T/L100EMS2	10	810x605x870	120	\$9,266
4" x 4"	QP40T MS	QP40T/L100EM/S2	10	810x605x870	135	\$11,545

More Mine Boss options p16

Yanmar Engine Service Kits ...

Service made easy, service engine after 3 months

Model	S/code	Description	
L48N	EAPFKL48N	Includes air filter element, fuel filter element, oil filter strainer, fuel filter strainer, 1 litre of SAE40 oil	\$166
L70N & L100N	EAPFKL100N	Includes air filter element, fuel filter element, oil filter strainer, fuel filter strainer, 2 litres of SAE40 oil	\$195



SPARES KITS FOR DIESEL TRASH PUMPS

Port size (in/out)	Model	Wet End Kit (diesel version)				O-ring Kit		Rejuvenation Kit			
		S/code	Shaft	Weight (kg)	Dimensions (mm)	List price	S/code	Shaft	S/code	List price	
2" x 2"	QP203T	QP203TKITN/F	3/4" threaded	30	660x 395x345	\$1,553	Q301T-ORKT	\$67	3/4" threaded	Q203TREJ-2	\$302
	QP300T	QP300TKITN/F				\$1,553				Q301TREJ-2	\$524
3" x 3"	QP301T	QP301TKIT N/F	1" keyed (diesel)	35	570x510x340	\$1,637	Q40T-ORKT	\$67	1" keyed	Q40TDREJ-2 (diesel)	\$547
	QP40T	QP40TKITNF/L100	1" keyed (diesel)			\$2,834					

O-ring replacement kit contains all o-rings

Rejuvenation kit contains mechanical seal & o-rings, check engine shaft size and type before ordering.



1.1.7 AUSSIE MINE BOSS ... BUILT TOUGH



QP301T MS



- Yanmar electric start diesel engines with 2 year warranty
- 5 year pump end warranty
- High flow & high pressure
- Fast self priming from 8m
- Replaceable flanged suction port
- FREE super robust gal frame with anti vibration mounts
- Marine grade aluminium pump body
- FREE coupling & strainer kit
- Hose kits P24

Aussie Mine Boss includes following safety features

- Balanced lifting bar
- Emergency stop
- Gel battery
- Lockable battery isolation
- Integrated fire extinguisher

TRASH PUMPS

- Big non clog open style impeller
- High SG cast iron impeller & volute ... wear resistant
- Silicon carbide mech seal
- Front mounted clean out port ... clean out without disconnecting pipe work



QP203T MS



QP40T MS

Trash pumps ... dirty water specialists

Port (inlet/outlet) BSP Male	Model	s/code	HP	Pump PSI	Total Head (m)	Max Flow (lpm)	Self primes to (m)	Max solid size	Carton size (mm) lwxwxh	Boxed weight kg	List price
2" x 2"	QP203T MS	QP203T/L48EMS2	4.8	38	27	600	7.3	0.75"	600x680x660	95	\$7,171
3" x 3"	QP301T MS	QP301T/L100EMS2	10	34	24	1200	7.5	1"	810x605x870	120	\$9,266
4" x 4"	QP40T MS	QP40T/L100EM/S2	10	34	24	1600	7.6	1.5"	810x605x870	135	\$11,545

For performance curves see p15

HIGH PRESSURE PUMPS

- Superb fuel efficient performance
- Big closed impellers for extra pressure

Pressure relief valve
8 bar, suits all SX pumps
(recommended when using a ball valve or quick action fire nozzles)



Q078908-3408 \$248*^{GST}

High pressure / fire pumps

Port size (inlet/outlet) BSP Male	Model	s/code	HP	Pump PSI	Total Head (m)	Max Flow (lpm)	Self primes to (m)	Carton Size (mm) lwxwxh	Boxed weight kg	List price
2" inlet 3 way outlet 2 x 1" & 1 x 1 1/2"	QP205SE MS	QP205SE/L48EMS2	4.8	85	60	400	7.6	600x680x660	85	\$5,680
	Mr T Twin MS	QPT205SLT/L100M	10	128	90	450	7.6	810x605x870	115	\$7,280
3" x 3"	3" Mr T MS (QPT-305SLT)	QPT305SLT/L100M	10	128	90	480	7.6	810x605x870	120	\$7,464
	QP310SL MS	QP310SL/L100EMS2	10	71	50	1150	8	810x605x870	120	\$9,493
4" x 4"	QP310SX MS	QP310SX/L100EMS2	10	100	70	700	8	810x605x870	120	\$9,550
	QP402SL MS	QP402SL/L100EMS2	10	71	50	1250	8	810x605x870	120	\$9,503
	QP402SX MS	QP402SXL100EMS2	10	100	70	700	8	810x605x870	120	\$9,550

For performance curves see p6 & 9

HIGH FLOW PUMPS

- Cast iron open impellers for extra flow

Extend engine life with genuine Yanmar engine spares ... p26

Transfer pumps .. High volume

Port size (inlet/outlet) BSP Male	Model	s/code	HP	Pump PSI	Total Head (m)	Max Flow (lpm)	Self primes to (m)	Carton size (mm) lwxwxh	Boxed weight kg	List price
2" x 2"	QP209 MS	QP209/L48EMS2	4.8	40	28	700	7.6	600x680x660	75	\$5,575
	QP303 MS	QP303/L48EMS2	4.8	43	30	1050	7.6	600x680x660	75	\$5,575
3" x 3"	QP310 MS	QP310/L100EMS2	10	43	30	1300	8.2	810x605x870	120	\$8,940
	QP402 MS	QP402/L100EMS2	10	43	30	1600	8.2	810x605x870	120	\$8,940
6" x 6"	QP602 MS	QP602/L100EMS2	10	26	18	2500	7.4	810x605x870	175	\$13,400

For performance curves see p12



QP205SE MS



QP402 MS



QP602 MS



1.1.8 WATER CART PUMPS ... MOVE WATER FAST



QP303 Yanmar

- High flow & high pressure options
- Fast self priming from 8m
- Replaceable flanged suction port
- Marine grade aluminium pump body
- Petrol & diesel engine options
- FREE coupling & strainer kit

Electric start

Electric start models fitted with colour coded battery leads, mounting tray, securing rods & plate. Battery supplied separately. (QBATTERY \$165^{+gst})



B3XR-A/ST

HONDA PETROL - 3 year GX engine warranty



Port size (inlet/outlet) BSP Male	Model	s/code	HP	PSI	Total Head (m)	Max Flow (lpm)	Self primes to (m)	Carton Size (mm) lwxwxh	Boxed weight kg	List price
2" / 3 way	QP205SL	QP205SLGX200ENF (electric start)	6.5	107	75	450	7.6	545x410x490	30	\$1,840*
2" / 3 way	QP205SLV	QP205SLGX200ENFV (electric start with Viton seals)								\$1,957*
3" x 3"	QP303	QP303/GX200E NF (electric start)		45	32	1,000	7.6	\$2,052*		

Aussie GMP cast iron semi trash pump (full details page 31)

3" x 3"	B3XR-A/ST	GB3XR-A/ST390ENF (AA6A)	13	56	40	1250	6	560x680x760	95	\$4,280*
---------	-----------	-------------------------	----	----	----	------	---	-------------	----	----------

YANMAR DIESEL - 2 year engine warranty

Port size (inlet/outlet) BSP Male	Model	s/code	HP	PSI	Total Head (m)	Max Flow (lpm)	Self primes to (m)	Carton Size (mm) lwxwxh	Boxed weight kg	List price
Electric start with solenoid fitted, no frame										
2" / 3 way	QP205SE	QP205SEL48ENFSO (electric start)	4.8	85	60	400	7.6	630x445x610	58	\$3,940*
3" x 3"	QP303	QP303/L48ENFSOL (electric start)	4.8	43	30	1050	7.6	630x445x610	58	\$4,480*
Electric start, no solenoid, no frame										
4" x 4"	QP402	QP402/L70ENF (electric start)	7	43	30	1450	8.2	715x497x721	85	\$6,067*
	QP402SL	QP402SL/L100ENF (electric start)	10	71	50	1250	8	775x660x705	105	\$6,184*

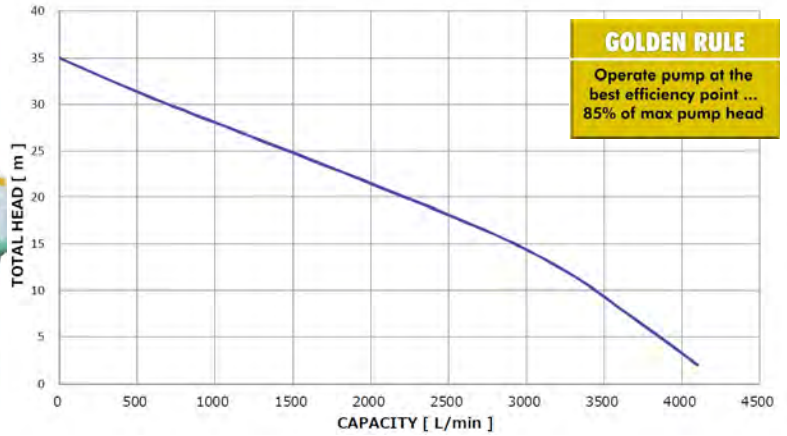
KUBOTA DIESEL - 2 year engine warranty

Port size (inlet/outlet) BSP Male	Model	s/code	HP	Pump PSI	Total Head (m)	Max Flow (lpm)	Self primes to (m)	Carton size (mm) lwxwxh	Boxed weight kg	List price
3" x 3"	QP310 TS	QP310/OC95SOLNF (E/start with solenoid)	9.5	43	30	1300	8.2	770x650x700	112	\$6,480*
	QP310SL TS	QP310SL/OC95ENFSOL (E/start with solenoid)	9.5	71	50	1150	7.6	770x650x700	112	\$6,592*
4" x 4"	QP402 TS	QP402OC95ENFSOL (E/start with solenoid)	9.5	40	28	1600	8.2	770x650x700	112	\$6,420*
	QP402SL TS	QP402SLOC95ENFSOL (E/start with solenoid)	9.5	64	45	1250	7.6	770x650x700	112	\$6,492*





1.1.9 QP BIG 6" AUSSIE TRASH PUMPS KUBOTA POWER



- **4,200 lpm** flow
- **6" flanged** suction & discharge ports
- **Self priming** from a depth of 7m
- **24.8HP Kubota D1105 water cooled, three cylinder diesel engine** ... (batteries not included)
- **Low oil pressure** & oil temperature shutdown
- **Emergency stop** button standard
- Oil lubricated **tungsten/carbide** seals
- Wear resistant volute & impeller
- **Handles solids** up to 40mm (1.5")
- **Easy clean-out port** can be removed in seconds
- **Open, multi-vane** impeller dynamically & statically balanced
- **60 litre fuel tank**, 2,700 RPM pump will run for approximately 10 hours
- **Heavy duty, road registerable trailer** option with single jack stand & 2" ball towing hitch
- **Strainer included** to prevent entry of oversized solids
- **All pump hardware is corrosion resistant** and all interior water passages are obstruction free
- **FREE Nut & tail** for inlet/outlet standard (Camlock & Bauer fittings optional)
- Pump mechanical seal and pump bearings feature **easy accessible sight glass** to check oil levels

Port size (in/out)	Model	S/code	Engine	Type	RPM	PSI	Total Head (m)	Max Flow (lpm)	Self primes to (m)	Dims (wxlxh) mm	Weight kg	List price
6" x 6"	QP-60TD (skid mounted)	QP-60TD/D1105	Kubota D1105	24.8HP Diesel	3000	47	35	4,200	7	760x1556x1260	680	\$29,124
	QP60TDT (Trailer mounted)	QP-60TD/D1105T								tba	831	\$35,484

SPARES KITS FOR QP-60TD

O-ring Kit			Rejuvenation Kit		
S/code		\$	S/code		\$
Q60TD-ORKT	All o-rings, & oil seal	\$302	Q60TDREJ	All o-rings, oil seal, mech seal, ball bearing	\$1,900

WHY CHOOSE A SELF-PRIMING PUMP OVER AN AUTO-PRIME PUMP?

- Easy to use and maintain.
- Fewer components to maintain (no compressor or vacuum prime).
- Can last up to 20 or 30 years with regular maintenance.
- Portability of design.
- Relatively inexpensive purchase price and operating cost.
- Ideal for trash laden water found in construction dewatering, streams and ponds, open pits. Also suit sumping applications where the vertical suction is less than 7 metres.

Applications:

- De-watering of construction sites
- Tailing dam pump out
- Public works duties
- Slurry pumping
- Flood mitigation
- Flood irrigation
- Mine/dewatering operations



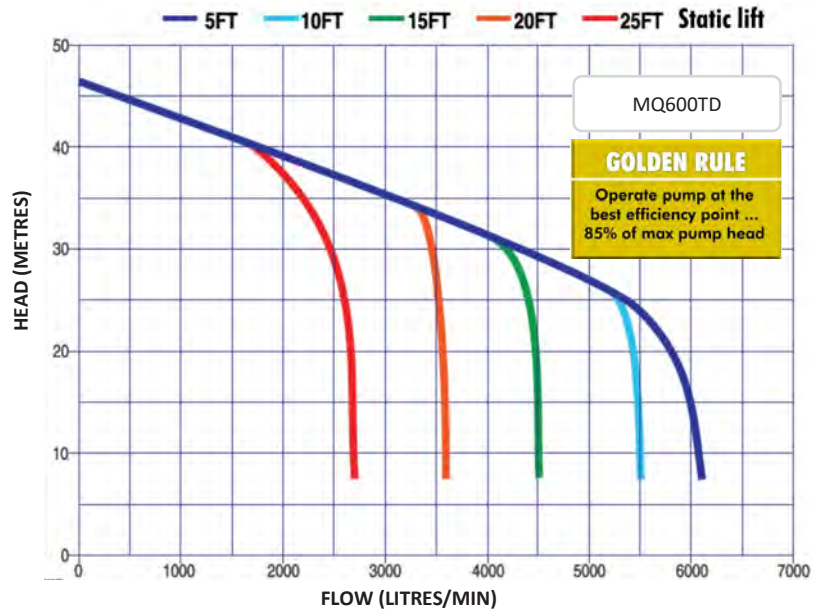
Hoses ... p24



Registerable trailer option



1.1.10 MQ BIG 6" AUSSIE TRASH PUMPS ...DEUTZ POWER




Move large volumes of solids contaminated water ...

- Huge 6,000 lpm flow
- 6 inch flanged suction & discharge ports
- 46 metre Total Head (65 psi)
- Self primes from 7.6m
- 60kW/80HP Deutz air cooled, four cylinder electric start diesel engine (note: batteries are not included) ... Hatz tier 4 compliant option
- LOFA engine control ... Low oil pressure, oil temperature and V-belt failure shutdown

- Oil lubricated tungsten titanium carbide seals standard
- Wear resistant volute & impeller
- Handles solids up to 76mm (3")
- Easy clean-out port can be removed in seconds
- Adjustable 90° discharge elbow
- Heavy duty site trailer option with 2 jack stands and either a 2" ball towing hitch or 3" pintle eye
- Control panel shock mounted in water resistant housing, includes hour meter, ammeter, tachometer and alternator failure light
- Pump/engine skid can be easily removed from trailer
- 152 litre fuel tank in base of skid, allows pump to run for approximately 11 hours
- Integrated lifting bar

Options:

- Aussie Mine Spec ...** includes
 - Emergency stop
 - Muffler protection cage
 - Fire extinguisher
 - Operation warning light
 - Battery isolation
 List price + \$7,087
- Gal off-road (road registrable) trailer** 7'x 5.6', heavy duty torsion style dual axle, max load 1,600kg. For full specs call Aussie. List price + \$10,388



Applications:

- De-watering
- Tailing dam pump out
- Public works
- Slurry pumping
- Flood mitigation
- Sewage transfer
- Sewer by-pass



Port size (in/out)	Model	S/code	Engine	Type	RPM	PSI	Total Head (m)	Max Flow (lpm)	Self primes to (m)	Solids to (mm)	Dims (w x l x h) m	Weight kg	List price
6" x 6"	MQ600TD Skid mounted	MQ600TD/80SKM	Deutz F4L914	60kW/80HP Diesel	2000	65	46	6,000	7.6	76 (3")	0.99 x 2.06 x 1.47	960	\$44,620
	MQ600TD Trailer mounted	MQ600TD/80		Electric Start							1.63 x 2.92 x 1.88	1111	\$47,940

MQ600TD Care Kit ... essential spares to ensure your pump & engine continue to perform. Kit includes

- For the pump**
 Mech seal, check valve, key gaskets, impeller, oil seal, & drain plug
 S/code: MQ600TDCAREKIT
 List price \$6,190
- For the engine**
 Fuel filter, v-belt, fuel pump & oil filter

MQ600TD Wet End Kit

Pump parts only, no engine, no skid base
 S/code: MQ600TPE
 List price \$16,178

MQ600TD Rejuvenation Kit

S/code: MQ600TDREJ List price \$2,285



1.1.11 AUSSIE SEA SKIPPER MARINE PUMPS ... SEAWATER SALVAGE



QP402SL Skipper

NEW
STAINLESS
STEEL FRAME

- High pressure & high flow options
- Superb fuel efficient performance
- **Marine grade** aluminium body, epoxy coated (inside & out)
- **Bronze** impeller & volute
- **Bronze** nipples, not shown (except QP205SL & QPT205SLT)
- **Sacrificial zinc anode** in drain plug
- **Stainless steel** fasteners
- **Ceramic/carbon** mechanical seal
- **Replaceable** flanged suction port
- **FREE** stainless steel full roll frame with anti vibration mounts
- **FREE** Geomet treated couplings & strainer (except QP205SL & QPT205SLT)
- **Exceptional priming** from 8.2m

Electric start

Electric start models fitted with colour coded battery leads, mounting tray, securing rods & plate. Battery supplied separately. (QBATTERY \$165^{+gst})

Applications:

- Fire fighting at sea
- Bilge pumping
- Salt water transfer

Bronze impeller & volute



HONDA PETROL - 3 year engine warranty

Port size (in/out)	Model	s/code	HP	Pump PSI	Total Head (m)	Max Flow (lpm)	Self primes to (m)	Carton size (mm) lwxhx	Boxed weight kg	List price
2" inlet 3 way outlet 2 x 1" & 1 x 1 1/2"	QP205SE Skipper	QP205SE/GX160MAR (recoil start)	5.5	107	75	450	7.6	545x410x490	30	\$2,200

For performance curves see page 12

High Flow Options - marine salvage & bilge pumps

YANMAR DIESELS - 2 year engine warranty



Port size (in/out)	Model	s/code	HP	Pump PSI	Total Head (m)	Max Flow (lpm)	Self primes to (m)	Carton size (mm) lwxhx	Boxed weight kg	List price
3" x 3"	QP303 Skipper	QP303ED-L48 (recoil start)	4.8	43	30	1050	7.6	630x445x610	70	\$4,788
	QP310 Skipper	QP310ED-L100E (electric start)	10	43	30	1300	8.2	775x660x705	110	\$8,955
	QP301T Skipper (Trash Pump)	QP301TED/L100E (electric start) NATO CODE: NSN 4320-66-165-6559	10	34	24	1200	7.5	775x660x705	110	\$9,460
4" x 4"	*QP402 Skipper	QP402ED-L100E (electric start)	10	45	32	1500	8.2	715x497x721	110	\$8,955*

For performance curves see page 12

High Pressure Options - marine fire fighting

YANMAR DIESELS - 2 year engine warranty



Port size (in/out)	Model	s/code	HP	Pump PSI	Total Head (m)	Max Flow (lpm)	Self primes to (m)	Carton size (mm) lwxhx	Boxed weight (kg)	List price
2" inlet 3 way outlet 2 x 1" & 1 x 1 1/2"	QP205SE Skipper	QP205SED-L48 (recoil start)	4.8	85	60	400	7.6	630x445x610	70	\$4,788
		QP205SED/L48E (electric start)							80	\$5,538*
3" x 3"	QPT205SLT Twin Impeller Skipper	QPT205SLTEDL100 (electric start)	10	128	90	450	7.6	650x690x650	100	\$8,208*
	QPT305SLT Twin Impeller Skipper	QPT305SLTEDL100 (electric start)	10	128	90	480	7.6	650x690x650	100	\$8,440*
	QP310SL Skipper	QP310SLEDL100E (electric start)	10	71	50	1150	8	775x660x705	110	\$10,337
	QP310SX Skipper	QP310SXED/L100E (electric start)	10	100	70	700	7.8	775x660x705	125	\$10,337
4" x 4"	*QP402SL Skipper	QP402SL-EDL100E (electric start)	10	71	50	1400	8	775x660x705	110	\$10,363*
	QP402SX Skipper	QP402SXEDL100E (electric start)	10	100	70	700	7.8	775x660x705	125	\$10,363

For performance curves see page 6 & 8

WET END KITS

Port size (in/out)	Model	S/code	Weight (kg)	Carton size (mm)	List price
2" inlet 3 way outlet	QP205SE	QP205SDKIT	12	345x312x242	\$2,049
	QPT205SLT	QPT205SLTDMKIT	13.5	345x312x242	\$3,068
3" x 3"	QP303	QP303KITSK	12	325x310x385	\$2,049
	QP310	QP310KITSK	26	500x400x445	\$3,306
	QP310SL	QP310SLSK	26	500x400x445	\$3,427
	QP310SX	QP310SXKITSK	26	500x400x445	\$3,427
	QP301T	QP301TEDKIT	35	660x395x345	\$3,823
4" x 4"	QP402	QP402DKIT	26	500x400x445	\$3,306
	QP402SL	QP402SLEDKIT	26	500x400x445	\$3,427
	QP402SX	QP402SXKITSK	26	500x400x445	\$3,427

- * **PROTECT YOUR PUMP Envelop® covers**
Cut corrosion, protect assets & reduce maintenance. Envelop® protective covers now available. Suits pumps marked *



Model	S/code	Price
Sea Skipper Envelop Cover (QP205SE/QP303)	D241021	\$2,480
Sea Skipper Envelop Cover (QP402/QP310)	D241020SG	\$2,480

More options available

Other Aussie marine pumps available

1. **Aussies Seamaster** Page 36
2. **Aussie GMP NiAl Bronze** electric, hydraulic, engine drive & bare shaft pumps pages 29, 31, 33 & 35





1.2 DIESEL FUEL / CHEMICAL TRANSFER ... VITON SEALS

The Aussie Viton Chief range of transfer pumps offer high performance and reliability. **Viton seals** ensure safe leak free transfer of most aggressive, non combustible chemicals.

- Primes fast from 7.6 metres
- **Honda petrol or Yanmar diesel engines**
- **Single piece**, heavy duty closed or open impeller
- **Replaceable flanged** suction port & discharge elbow ... easy to service
- **Big belly body...** for fast priming & extra performance
- For conversion of outlet to 2", to optimise performance, order 2" delivery elbow (Q1803-000090) for additional \$81 list +^{gst}
- **Marine grade** aluminium body
- Easy access priming port



Gun/hose kits to suit ...
Auto shut off diesel gun ... **\$212**
Hose on request

Versatile VITON ... the universal seal



Spark arrester options

Engine	S/code	
Yanmar diesel L48	E183250-13300	\$390
Honda GX160/200	E18355ZL0000	\$45
	E90056ZL0000 (screw)	

Electric start option

*Battery extra for electric start models (QBATTERY \$165^{+gst})

HONDA PETROL DRIVE 3 year GX engine warranty

Port size (in/out)	Model	s/code	Frame	HP	Pump PSI	Total Head (m)	Max Flow (lpm)	Self primes to (m)	Boxed weight kg	Carton size (mm) lwxwxh	List price
2" inlet 3 way outlet 2 x 1" & 1 x 1 1/2"	Viton Chief Honda	QP205SE	skids & handle	5.5	107	75	450	7.6	26	520x410x415	\$1,298
				6.5							\$1,624
	Viton Master 2 Honda	QP209	roll frame	5.5	47	33	800	7.6	30	545x410x490	\$1,585
3" x 3"	Viton Master 3 Honda	QP303	roll frame	5.5	45	32	1000	7.6	30	545x410x490	\$1,741
			roll frame	6.5							\$1,988

YANMAR OPTION 1 Full frame Stop/start solenoid Emergency stop

Port size (in/out)	Model	s/code	HP	Pump PSI	Total Head (m)	Max Flow (lpm)	Self primes to (m)	Boxed weight kg	Carton size (mm) lwxwxh	List price
2" inlet 3 way outlet 2 x 1" & 1 x 1 1/2"	Viton Chief Basic	QP205SE	4.8	85	60	400	7.6	70	630x570x610	\$3,574
										QP205SE/L48EVIT (electric)
	Viton Master Basic	QP209	4.8	40	28"	700"	7.6	70	630x570x610	\$3,708
										QP209/L48EVIT (electric)
3" x 3"	Viton Master 3 "	QP303	4.3	30	30	1050	7.6	70	630x570x610	\$3,708
										QP303/L48EVIT (e start)

YANMAR OPTION 2 Full frame Stop/start solenoid Emergency stop

Port size (in/out)	Model	s/code	HP	Pump PSI	Total Head (m)	Max Flow (lpm)	Self primes to (m)	Boxed weight kg	Carton size (mm) lwxwxh	List price
2" inlet 3 way outlet 2 x 1" & 1 x 1 1/2"	Viton Chief Remote	QP205SE	4.8	85	60	400	7.6	65	630x445x610	\$4,328*
	Viton Master Remote	QP209								QP209/L48EVNFSD (e start)
3" x 3"	Viton Master Remote 3"	QP303	4.3	30	30	1050	7.6	65	630x445x610	\$5,391*

YANMAR OPTION 3 Full frame Stop/start solenoid Emergency stop

Port size (in/out)	Model	s/code	HP	Pump PSI	Total Head (m)	Max Flow (lpm)	Self primes to (m)	Boxed weight kg	Carton size (mm) lwxwxh	List price
2" inlet 3 way outlet 2 x 1" & 1 x 1 1/2"	Viton Chief Portable	QP205SE	4.8	85	60	400	7.6	70	630x570x610	\$5,484*
	Viton Master Portable	QP209								QP209/L48EVITES (e start)
3" x 3"	Viton Master Portable 3"	QP303	4.3	30	30	1050	7.6	70	630x570x610	\$5,892*

All priming & performance data based on water

* Performance with 2" outlet

Viton O-ring Kit

S/code		
QP205SREJV-2	Suits 3/4" shaft	\$323

For electric drive ATEX certified fuel oil transfer pumps see **page 30**





1.3 QP RETRO-FIT KITS ... UPGRADE YOUR PUMP

REPLACEMENT WET END KITS, REJUVENATION & O-RING KITS

Aussie Wet End Kits ... Upgrade to an Aussie ... IT'S EASY

Port size (in/out)	Model	Shaft size	s/code	List price
Fire & high pressure pumps				
2" inlet 3 way outlet	QP205SE*	3/4" threaded	QP205SEKIT	\$466
			QP205SEKIT 1.5"	\$605
			QP205SEDKIT (diesel)	\$605
			5/8" threaded	QP205SEVKIT (Viton)
	QP205SL	1" threaded	QP205SLKIT1"P	\$880
	QP205SLT # (twin)	1" threaded (petrol) (diesel)	QPT205SLTKIT QPT205SLTDKIT QPT205SLTDKITKUB	\$1,551
3" x 3"	QP305SL	3/4" threaded	QP305KITN/SH	\$654
	QP310SL	1" keyed (petrol) (diesel)	QP310SL/KIT QP310SLDKIT	\$2,138
	QP310SX	1" keyed (petrol) (diesel)	QP310SXKIT N/F QP310SXDKITN/F	\$2,196
4" x 4"	QP402SL	1" keyed (petrol) (diesel)	QP402SLKIT N/F QP402SLKTNFL100	\$2,138
	QP402SX	1" keyed (petrol) (diesel)	QP402SXKIT QP402SXKITN/F	\$2,196
Transfer pumps				
2" x 2"	QP209	3/4" threaded	QP209KIT	\$720
			QP209KITVITON	\$1,043
3" x 3"	QP303	3/4" threaded	QP303KIT N/F	\$720
			QP209KITVITON	\$1,043
			1" threaded	QP303KIT1"
	QP310	1" keyed	QP310KIT	\$1,704
4" x 4"	QP402	1" keyed	QP402KITN/F	\$1,704
6" x 6"	QP602	1" keyed	QP602HKIT	\$7,358
Trash pumps				
2" x 2"	QP203T	3/4" threaded	QP203TKITN/F	\$1,553
			QP300T	\$1,553
3" x 3"	QP301T	1" keyed (petrol) (diesel)	QP301TKIT	\$1,637
			QP301TKIT N/F	\$1,637
4" x 4"	QP40T	1" keyed (petrol) (diesel)	QP40TKITN/F QP40TKITNF/L100	\$2,834

Change out your old pump for a **NEW Aussie Fire Chief**

- Upgrades performance
- 5 year warranty

Cheaper than a pump rebuild & it's so easy!



REPLACE YOUR OLD PUMPS UPGRADE & SAVE!

* Aussie QP205SE kit upgrades any brand of pump on a 3/4" or 5/8" threaded shaft

- Davey 5155H
- Onga Blazemaster Single
- Orange UP700
- Dab Defender
- Regent 3PKA-H5.5

Aussie QPT205SLT kit upgrades any brand of pump on a 1" threaded shaft

- Davey 5113
- Onga Blazemaster Twin 1" shaft pumps
- Regent twin impeller



Check the engine shaft diameter carefully, for different sizes contact Aussie for more options

Rejuvenation and O-ring Kits

Port size (in/out)	Model	Shaft size	O-ring kit		Rejuvenation kit	
			S/code		S/code	
Fire & high pressure pumps						
1" x 1"	QP1	12mm (M8)	n/a		Q1REJ-2	\$54
1 1/2" 1 1/2"	QP154SX	3/4" threaded	n/a		Q154SXREJ-2	\$100
2" inlet 3 way outlet	QP2S	3/4" threaded		Q2S-ORKT \$52	Q2SREJ-2	\$96
	QP205SE			Q205S-ORKIT \$67	Q205SREJ-2	\$112
					Q205SREJ-2 (Viton)	\$323
QP205SL				Q205SLREJGX390-2	\$319	
QP205SLT (twin)		1" threaded			QT205SLTREJ-2 QT205SLTWREJ-2 (w shaft)	\$319
3 way (3"x2, 4"x1)	QPT405SLT (twin)	1" threaded	Tba		QPT405SLTREJ-2	\$353
3" x 3"	QP305SL	3/4" threaded			Q205SREJ-2	\$117
	QP310SL/SX					
4" x 4"	QP402SL	1" keyed	Q402-ORKT \$67		Q402REJ-2	\$355
	QP402SX					
Transfer pumps						
2" x 2"	QP207	3/4" w shaft 3/4" threaded	n/a		Q207REJ/GX120-2	\$105
					Q207REJ/GX160-2	
	QP209	3/4" threaded			Q303REJ-2	\$117
3" x 3"	QP303	1" threaded	Q303-ORKT \$67		Q205SREJ-2 (Viton)	\$323
					Q303SLREJ-2	\$272
	QP310				Q402REJ-2	\$355
4" x 4"	QP402	1" keyed			Q402REJ-2	\$355
6" x 6"	QP602		tba		Q602REJ-2	\$715
Trash pumps						
2" x 2"	QP203T	3/4" threaded	Q301T-ORKT \$67		Q203TREJ-2	\$302
3" x 3"	QP300T	3/4" threaded			Q301TREJ-2	\$524
	QP301T	1" keyed			Q402TREJ-2 (petrol)	\$547
4" x 4"	QP40T	1" keyed	Q40T-ORKT \$67		Q40TDREJ-2 (diesel)	\$547

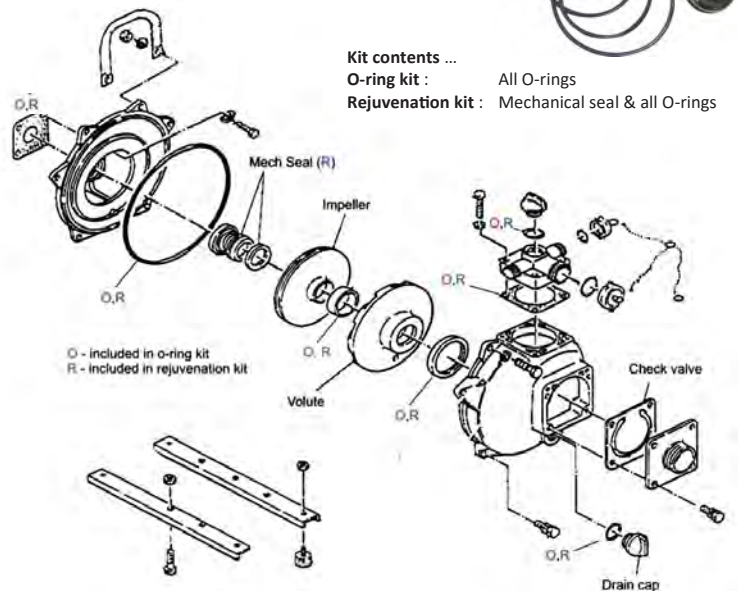


Online guide to fitting an Aussie Fire Chief wet end kit ... click or scan



Kit contents ...

- O-ring kit : All O-rings
- Rejuvenation kit : Mechanical seal & all O-rings





COUPLINGS & ACCESSORIES

1.4 QP ACCESSORIES ... GREAT PRICES

S/code	Description	List price
Aussie Fire Cart		
QFIRECART	Rugged 2 wheeled trolley with Fire Chief mounting kit (anti-vib engine mounts), base 37cm long x 27cm wide, suits GP160, GX160 & GX200 engine mounted pumps	\$292
Roll Frames: 304 stainless steel		
QFRAME148-SS	suits 2" & small 3" fire pumps & gushers QP205/206/209/303/304/305	\$330
QFRAME1100-SS	suits large 3" & 4" gushers & trash pumps QP310/402/40T & 301T with L100 & OC95	\$535
Base Plate: 304 stainless steel		
QBASE148-SS	suits QP205/206/209/303/304/305	\$101
QBASE1100-SS	suits QP310/402/40T & 301T with L100 & OC95	\$130
Pedestals: heavy duty for bare shaft QP pump applications, double bearings, s/s shaft		
QPPED1 (3/4")	Suits 2" & small 3" fire pumps & gushers ... QP205SE/206/303/304/305/203T/300T	\$405
QPPED2 (1" keyed)	Suits 3" & 4" gushers & trash pumps ... QP402/310/301T	\$627
QPPED4 (1" screwed)	Suits Twin impeller pumps QPT205SLT	\$677

NEW Aussie Fire Cart



TOP TANK MANUFACTURERS CHOOSE AUSSIE PUMPS





1.5 HOSES & HOSE KITS

FIRE HOSE KITS



Standard fire hose kit



Deluxe fire hose kit



Fire retardant fire hose kit with Storz fittings SAFER, SMARTER
Note, percolating hose must be dried thoroughly after use.



Fire hose reel kit



Tank suction hose

The number 1 cause of pumps not priming is an **air leak** in the suction hose.

All couplings come with a **rubber gasket** that must be in place to ensure an air tight seal.

Fire Quencher Hose Kits:		Contents	Weight (kg)	Dimensions (mm)	List price
Standard	QFFKIT1	<ul style="list-style-type: none"> 1 x 6m x 50mm suction hose fitted with 50mm nut & tail fitting & suction strainer 1 x 20m x 20mm discharge hose fitted with 25mm nut & tail & jet spray nozzle 	20	800x600x280	\$362
Deluxe	QFFKIT3	<ul style="list-style-type: none"> 1 x 6m x 50mm suction hose fitted with 50mm nut & tail fitting & suction strainer 2 x 20m x 20mm discharge hose fitted with 25mm nut & tail & jet spray nozzles 	30	800x600x400	\$470
	QFFKIT3A	<ul style="list-style-type: none"> 1 x 6m x 50mm super elastic PVC suction hose with 2½" Storz fitting (standard on tanks in NSW & TAS) & 2" nut tail fitting (fits to pump) 2 x 20m x 20mm discharge hose fitted with 25mm nut & tail & jet spray nozzles 	30	800x600x400	\$540
Fire Retardant Hose Kit with Storz fittings	QFFKIT4	<ul style="list-style-type: none"> 1 x 6m x 50mm super elastic PVC suction hose with Storz fitting & suction strainer 1 x 30m x 35mm fire retardant percolating discharge hose with Storz fitting & high quality firefighting nozzle Includes Storz fittings for pump to connect Deluxe kit hoses ... 1½" (discharge hose connector) QSTORZ 1.5"F 2" (suction hose connector) QSTORZ2"X2"F 	20	800x600x300	\$722
Fire hose reel kit	QFFKIT6	<ul style="list-style-type: none"> 1 x 20m x 20mm discharge hose fitted with 25mm nut & tail & jet spray nozzle Galvanised hose reel with locking pin with brass swivel & grease nipple 	20	800x600x800	\$1,154
Tank suction hose	QPFSS506FK	<ul style="list-style-type: none"> 1 x 6m x 50mm super elastic PVC suction hose with 2½" Storz fitting (standard on tanks in NSW & TAS) & 2" nut tail fitting (fits to pump) 	10	800x600x400	\$153

CONTRACTOR HOSE 1" - 6"



Suction Hose

- Type C female Camlock
- Strainer fitted

NOTE: needs to connect to Type A Camlock fitting on pump inlet, p25

Hose dia	S/code (**= LENGTH, e.g. QPFGS3808F)	6 MTR	8 MTR	10 MTR
1"	QPFGS25**F	\$129	\$141	\$152
1½"	QPFGS38**F	\$129	\$153	\$175
2"	QPFGS50**F	\$171	\$204	\$236
3"	QPFGS76**F	\$315	\$370	\$424

Discharge Hose ... Blue Lay Flat (up to 75 psi)



- Type C female Camlock
- Type E male Camlock
- Suit Aussie gushers

NOTE: needs to connect to Type A Camlock fitting on pump outlet, p25

Hose dia	S/code (**= LENGTH, e.g. QLFH25BL015F)	Max working pressure psi	10 MTR	15 MTR	20 MTR	50 MTR	100 MTR
1"	QLFH25BL***F	75	\$70	\$96	\$108	\$207	\$370
1½"	QLFH38BL***F	75	\$79	\$101	\$125	\$239	\$424
2"	QLFH50BL***F	65	\$99	\$126	\$155	\$326	\$583
3"	QLFH75BL***F	65	\$184	\$236	\$287	\$574	\$1,018
4"	QLFH100BL***F	65	\$233	\$292	\$350	\$705	\$1,296
6"	QLFH150BL***F	45	\$601	\$718	\$835	\$1,544	\$2,723

Discharge Hose ... Red Lay Flat (up to 150 psi)



- Type C female Camlock
- Type E male Camlock
- Suits high pressure pumps like Aussie fire pumps and Brigade Boss series (SL & SX)

NOTE: needs to connect to Type A Camlock fitting on pump outlet, p25

Hose dia	S/code (**= LENGTH, e.g. QLFH25RL015F)	Max working pressure psi	10 MTR	15 MTR	20 MTR	50 MTR	100 MTR
1"	QLFH25RL***F	150	\$87	\$107	\$128	\$251	\$457
1½"	QLFH38RL***F	150	\$116	\$144	\$174	\$347	\$641
2"	QLFH50RL***F	150	\$146	\$184	\$224	\$464	\$858
3"	QLFH75RL***F	130	\$265	\$333	\$574	\$808	\$1,485
4"	QLFH100RL***F	130	\$398	\$501	\$607	\$1,236	\$2,287
6"	QLFH150RL***F	100	\$684	\$846	\$1,005	\$1,968	\$3,572



1.5 HOSES & HOSE KITS

PREMIUM CONTRACTOR HOSE 1" - 6" HEAVY DUTY HOSE FOR TOUGH SITES

Suction Hose ... Kink Resistant Rubber Hose



- Tough, flexible and kink resistant
 - Type C female Camlock table A1 or Bauer fitting table B1
 - Strainer fitted (plastic for 3", metal for 4" & 6")
- NOTE: needs to connect to Type A Camlock or Bauer fitting on pump inlet, below

Table A1 ... Camlock fitting

Hose dia	S/code	Hose length	List price
3"	QPCWS766FC	6m	\$521
4"	QPCWS1026FC	6m	\$724
6"	QPCWS152*FC (* insert hose length)	3m 6m	\$890 \$1,473

Table B1 ... Bauer fitting

Hose dia	S/code	Hose length	List price
4"	QPCWS1026F	6m	\$852
6"	QPCWS152*F (* insert hose length)	3m 6m	\$1,082 \$1,473

Discharge Hose ...Industrial Rubber Lay Flat



- Ribbed & abrasive resistant
 - UV resistant
 - Type C female Camlock fitting (refer table A2) or Bauer fitting table (refer table B2)
 - Suitable for mining & construction (suits Aussie trash pumps)
- NOTE: needs to connect to Type A Camlock or Bauer fitting on pump outlet, below

Table A2 ... Camlock fitting

S/code (**= LENGTH, e.g . QLFH76PM020F)	Hose dia	Min working pressure psi	10 MTR	15 MTR	20 MTR	50 MTR	100 MTR
QLFH76PM***F	3"	150	\$677	\$950	\$1,224	\$2,861	\$5,595
QLFH102PM***F	4"	150	\$815	\$1,129	\$1,444	\$3,328	\$6,470
QLFH150PM***F	6"	150	\$1,327	\$1,807	\$2,291	\$5,179	\$9,994

Table B2 ... Bauer fitting

S/code (**= LENGTH, e.g . QLFH76PM020FB)	Hose dia	Min working pressure psi	10 MTR	15 MTR	20 MTR	50 MTR	100 MTR
QLFH102PM***FB	4"	150	\$852	\$1,166	\$1,480	\$3,365	\$6,505
QLFH150PM***FB	6"	150	\$1,550	\$2,031	\$2,513	\$5,400	\$10,215

1.6 COUPLINGS & STRAINERS

Suction strainers

Size	S/code	mm	Material	List price
1"	QSTRAINER1"	25	Poly	\$35
1.5"	QSTRAINER1.5"	38	Poly	\$39
2"	QSTRAINER 2"	50	Poly	\$67
3"	QSTRAINER3"	80	Poly	\$71
4"	QSTRAINER4"	100	Alum	\$99
6"	QSTRAINER6"	150	Alum	\$250

Brass foot valves/strainers

Size	S/code	mm	List price
2"	QBFV050	55	\$101
3"	QBFV075	76	\$299
4"	QBFV100	100	\$326
6"	QBFV150	150	\$884

Bauer couplings

Size	S/code	Suits	List price
4" F BSP	BFST100HD + BOR100HD	QP40T, QP402	\$142
6" F NPT		MQ62TD	poa
6" M BSP	BMST150HD + BLCR150HD	MQ600TD	\$442



Camlocks only

Size	TYPE A		TYPE C		TYPE E		TYPE F	
	S/code	List price	S/code	List price	S/code	List price	S/code	List price
1"	QAL025A	\$15	QAL025C	\$15	QAL025E	\$19	QAL025F	\$15
1½"	QAL040A	\$17	QAL040C	\$17	QAL040E	\$19	QAL040F	\$15
2"	QAL050A	\$18	QAL050C	\$18	QAL050E	\$20	QAL050F	\$18
3"	QAL075A	\$27	QAL075C	\$27	QAL075E	\$34	QAL075F	\$32
4"	QAL100A	\$43	QAL100C	\$43	QAL100E	\$51	QAL100F	\$45
6"	QAL150A	\$73	QAL150C	\$73	QAL150E	\$117	QAL150F	\$80





REPLACEMENT YANMAR ENGINES & KITS

1.7 YANMAR DIESEL ENGINES & ACCESSORIES

Model	S/code	Description	Wt kg	Dimensions lwxh (mm)	
Yanmar (L-N series)					
L48N recoil start	EL48N5-MTMYI	4.8HP, 3/4" keyway shaft	27	332x384x417	\$2,220
L48N electric start	EL48N5-METMYI	4.8HP, 3/4" keyway shaft	32	332x384x417	\$2,870
L48N recoil start	EL48N5-PTMYI	4.8HP, 3/4" pump shaft (threaded)	27	332x384x417	\$2,220
L48N electric start	EL48N5-PETMYI	4.8HP, 3/4" pump shaft (threaded)	32	332x384x417	\$2,870
L70N recoil start	EL70N5-MTMYI	7HP, 1" keyway shaft, recoil	36	378x422x453	\$2,830
L70N electric start	EL70N5-METMYI	7HP, 1" keyway shaft, electric start	41	378x422x453	\$3,480
L70N electric start	EL70N5-PEATMYI	7HP, 3/4" pump shaft (threaded)	41	378x422x453	\$3,480
L70N electric start	EL70N5-PETMYI	7HP, 1" pump shaft (threaded)	41	378x422x453	\$3,480
L100N electric start	EL100N5-METMYI	10HP, 1" keyway shaft	53.5	412x471x494	\$3,990



Extend engine life with genuine Yanmar parts kits



Yanmar Engine Service Kits

L48N	EAPFKL48N	Includes air filter element, fuel filter element, oil filter strainer, fuel filter strainer, 1 litre of SAE40 oil	\$166
L70N & L100N	EAPFKL100N	Includes air filter element, fuel filter element, oil filter strainer, fuel filter strainer, 2 litres of SAE40 oil	\$195

Yanmar Spark Arrestors

L48-L70	E183250-13300	\$390
L100	E183650-13300	\$426

Air Cleaner

Heavy duty air cleaner with pre cleaner for L70 and L100	\$395
--	-------



Yanmar engine protection kits for L series engines



	PE-Nano	PE-Manual	PE-Auto
Keyless Start & Stop	Yes	Yes	Yes
Tachometer	Yes	Yes	Yes
Hourmeter	Yes	Yes	Yes
Low Oil Pressure Protection	Yes	Yes	Yes
Battery Monitoring	Yes	Yes	Yes
99hr Run Timer		Yes	Yes
Fault Indicator	Yes	Yes	Yes
Fault Error Log	Yes	Yes	Yes
2 Wire Start/Stop		Yes	Yes
Twin Float Start/Stop		Yes	Yes
Loss of Prime			Yes
7 Day Repeatable Start/Stop Timer			Yes
Daily Start/Stop Timer (Mon-Sun)			Yes
List price	\$1,710	\$2,850	\$3,591
OPTIONAL EXTRAS			
Remote Stop (E-stop) (must be bought with PE panel)	\$427	\$427	\$427
Remote 3/4G Monitoring & Control Telemetry Package			\$5,719 (includes PE Auto)
Transducer for pump Pressure & Protection		\$427	\$427
8 pin customer plug for auto start connection		\$120	\$120



1.8 ENGINE FUEL CONSUMPTION RATES

Honda	fuel tank size (l)	Fuel consumption at 3600 rpm (lph)	Approx. running time (hours)
GX120	2	1	2.00
GX160	3.1	1.4	2.21
GX200	3.1	1.7	1.82
GX240	5.3	2.1	2.52
GX270	5.3	2.5	2.12
GX390	6.1	3.7	1.65
	16	3.7	4.3

Running times are calculated from engine manufacturers figures and are based on 100%. Times will vary depending on site conditions.

RECOMMENDED ENGINE OIL ... SAE 10W-30

Yanmar	fuel tank size (l)	Fuel consumption at 3600 rpm (lph)	Approx. running time (hours)
L48	2.4	1.2	2.00
L70	3.3	1.7	1.94
L100	5.4	2.5	2.16

Fuel consumption at 3000 rpm (lph)	Approx. running time (hours)
1.05	2.29
1.55	2.13
2.2	2.45

Kubota	fuel tank size (l)	Fuel consumption at 3600 rpm (lph)	Approx. running time (hours)
OC60	3.6	1.35	2.67
OC95	5.5	2.13	2.58

Fuel consumption at 3000 rpm (lph)	Approx. running time (hours)
1.125	3.20
1.597	3.44

Aussie Pump's hydraulic efficiency means more water moved for less fuel!



2.1.1 GMP SEMI TRASH MOTOR PUMPS ... RUBBISH GOBBLERS



4" B4XR-A/ST

Note: two CAT numbers indicate product is in development transition, with the new number listed second.

- **Heavy duty cast construction**
- **Open non clog style impeller** for passing spherical, compressible solids in suspension
- Self primes from **6 metres vertical lift**
- Front mounted **clean out port**
- Close coupled to a **heavy duty TEFC** single or three phase electric drive motor IP rated
- Cast iron foot mounting on pumps up to 2.2kW
- Pumps 4kW & over mounted on **steel base plate**
- **Silicon carbide** mech seal/alumina counterface with nitrile rubber seals standard, option of tungsten carbide with Viton
- **316 stainless steel motor shaft**
- Stainless steel wear plate
- No power lead or plug supplied
- NBR elastomers ... handle liquids to a max temperature of 70°C (intermittent)

Industrial Applications

- Industrial waste
- Livestock effluent
- Sewage
- Abattoir waste
- Livestock waste
- Wash bay water recirculation
- Batch plants
- Mineral processing
- Quarries
- Food processing

Abrasive application solutions ...

Optional 316 stainless steel impeller (not fitted)



Optional glass coating internals ... **Devcon Brushable Ceramic** prep (11760 or 11765) Hardness rated Shore 90D

Call for details



B2KQ-A/ST

Port size (in/out)	Model	s/code	CAT no. (old/current)	Motor	kW	IP rating	Curve below	Total Head (m)	Max Capacity (l/m)	Solid size (mm)	Weight (kg)	Carton size (WxLxH) mm	List price							
1½ x 1½	B1½KQ-A/ST	GB1.5KQ-A/ST 1P	EA6E	1φ, 240v	0.75	54	①	15	270	11	20	210x450x400	\$1,313							
		GB1.5KQ-A/ST 3P	EA6F	3φ, 415v									\$1,313							
2" x 2"	B2KQ-A/ST	GB2KQ-A/ST 2.21P	EB93	1φ, 240v	2.2	54	②	18	440	19	31.5	200x500x390	\$2,064							
		GB2KQ-A/ST 2.23P	EB78	3φ, 415v									\$2,064							
	B3KQ-A/ST	GB3KQ-A/ST2.2 1P	EA3M/EAR5	1φ, 240v	2.2	54	③	16	900	27	31.5	220x500x390	\$2,199							
		GB3KQ-A/ST2.2 3P	EAR6	3φ, 415v									\$2,199							
3" x 3"	B3XR-A/ST	GB3XR-A/ST 4KW	EAS1/EAFV	4	4	55	⑤	26	1,300	19	79	410x770x645	\$4,618							
		GB3XR-A/ST 5.5KW	EAS3/EANH	3φ, 415v									5.5	⑥	26	1,400	24	96	415x855x665	\$5,492
		GB3XR-A/ST 7.5KW	EAS5/EANL	7.5									⑦	31	1,500	24	98.5	415x855x665	\$5,808	
4" x 4"	B4KQ-A/ST	GB4KQ-A/ST 4KW	EAR8/EAGF	3φ, 415v	4	55	④	14	1,600	37	83.5	410x770x645	\$4,399							
		GB4XR-A/ST 11KW	EADL	3φ, 415v									11	⑧	30	2,200	35	217	515x1060x725	\$7,376
		GB4XR-A/ST 15KW	EAS7/EANM	15									⑨							
6" x 6"	B6XR-A	GB6XR-A 11KW	EAVM	3φ, 415v, 4 pole	11	55	⑩	14	4,000	50	360	560x1260x725	\$16,187							
8" x 8"	B8XR-A	GB8XR-A 30KW	EB00	3φ, 415v, 4 pole	30	55	⑪	16	7,500	70	625	800x2000x1000	\$25,336							
		GB8XR-A 37KW	EB01	37	55	⑫	20	8,300	70	600	800x2000x1000	\$27,414								

Performance figures to be taken as a guide only, for detailed performance curves contact an authorised Aussie Distributor.

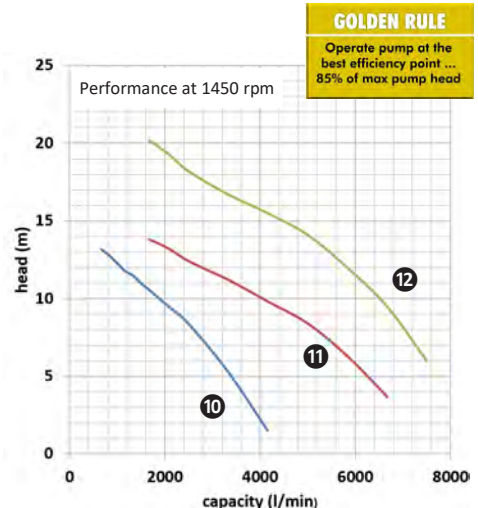
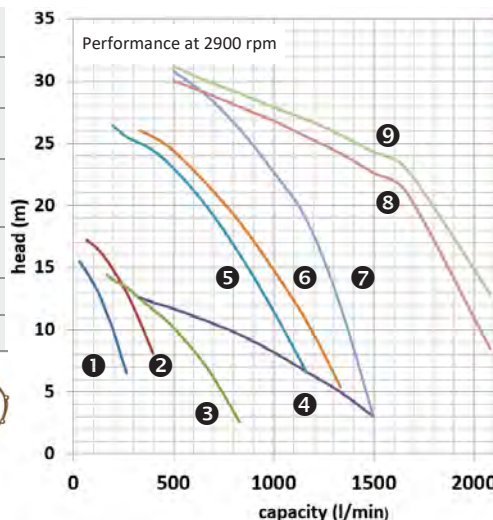
NEW Rejuvenation Kits

Model	CAT no.	kW	S/code	List price
B2KQ-A/ST	EB93 EB78	2.2	GREJK-B2KQ-ST2KW (R516)	\$224
B3KQ-A/ST	EAR5 EAR6	2.2	GREJK-B3KQ-ST2KW (R517)	\$224
B3XR-A/ST	EAFV, EANH EANL	4, 5.5, 7.5	GREJK-B3XR-ST3P (R518)	\$329
B4KQ-A/ST	EAGF	4	GREJK-B4KQ-ST3P (R519)	\$273
B4XR-A/ST	EADL	11	GREJK-B4XR-ST3P	\$342
B6XR-A	EAVM	11		

Kit includes mech seal, counterface, complete check valve, gaskets for filling cap & trash port.



Viton elastomers available, suit liquids up to 100°C ... call for details



GOLDEN RULE

Operate pump at the best efficiency point ... 85% of max pump head



2.1.2 GMP HIGH HEAD TRANSFER & SEMI TRASH MOTOR PUMPS




- Close grained cast construction
- Open style impeller (except pumps marked *)
- Self primes from depths of 6 metres
- Replaceable suction port
- Close coupled to a **heavy duty** TEFC single or three phase 2 pole electric drive motor
- Simple pump design
- Steel base plate standard from 4kW up
- **Carbon mech seal**/alumina counterface with nitrile rubber seals standard, option of silicon carbide or tungsten carbide with Viton
- 316 stainless steel motor shaft
- No power lead or plug supplied
- NBR elastomers ... handle liquids to a max temperature of 70°C (intermittent)

Industrial Applications

- High pressure water transfer
- Machinery wash down
- Spray irrigation
- Industrial processing

Abrasive application solutions

Optional 316 stainless steel impeller (not fitted)



Optional glass coating internals ...
Devcon Brushable Ceramic prep (11760 or 11765)
 Hardness rated Shore 90D

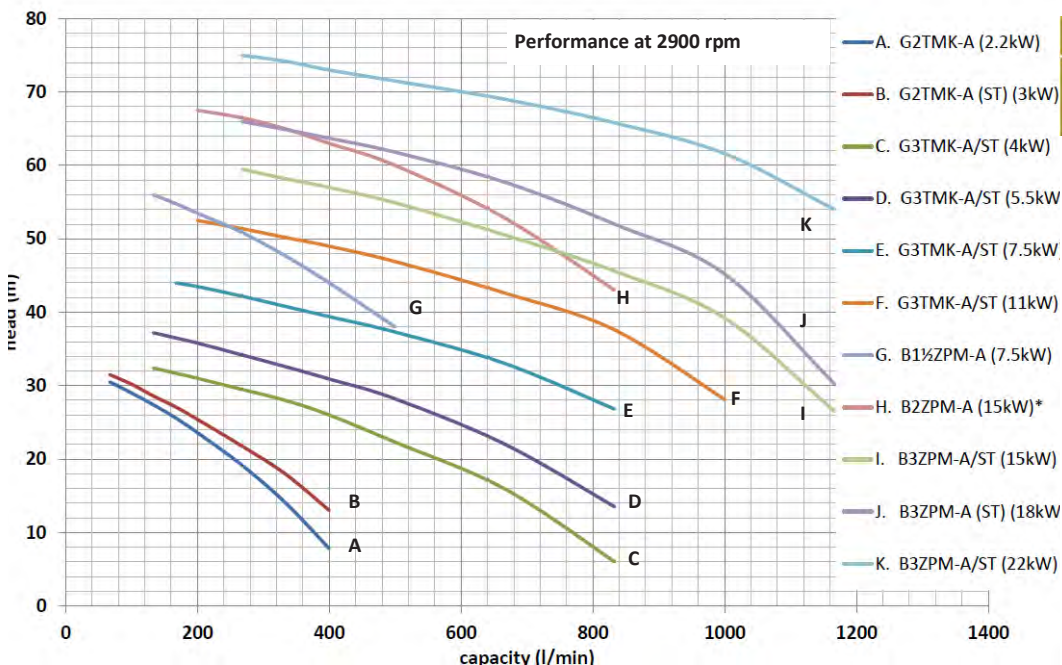
Call for details

Note: two CAT numbers indicate product is in development transition, with the new number listed second.

Port size (in/out)	Model	S/code	CAT no.	Motor	kW	IP rating	Curve below	Total Head (m)	Max Capacity (l/m)	Solid size (mm)	Weight (kg)	Boxed Dimensions (WxLxH) mm	List price
2" x 2"	G2TMK-A	G2TMK-A 2.2KW 1P	EA3S/EAEL	1φ, 240v	2.2	54	A	33.5	375	5	37	260x470x380	\$1,953
		G2TMK-A 2.2KW 3P	EAT6/EADT	3φ, 415v									\$1,953
2" x 1½"	B1½ZPM-A*	GB1.5ZPM-A 7.5	EAL5/EANN	3φ, 415v	7.5	55	G	58.5	600	6	111	415x855x665	\$5,841
3" x 2"	B2ZPM-A*	GB2ZPM-A15KW	EANP	3φ, 415v	15	55	H	70	800	6	220	515x1060x725	\$9,168

NEW 2" & 3" Semi trash high pressure pumps ... Silicon carbide mech seal & stainless steel shaft

Port size	Model	S/code	CAT no.	Motor	kW	IP rating	Curve below	Total Head (m)	Max Capacity (l/m)	Solid size (mm)	Weight (kg)	Boxed Dimensions (WxLxH) mm	List price
3" x 3"	G3TMK-A/ST	G2TMK-A/ST 3KW	EA9P	3φ, 415v	3	55	B	34	400	8	37	260x470x380	\$3,280
		G3TMK-A/ST 4KW	EANC		4		C	35	800	8	82.5	410x770x645	\$4,305
		G3TMK-A/ST 5.5KW	EAND		5.5		D	40	910	10	99	415x855x665	\$5,246
		G3TMK-A/ST 7.5KW	EANE		7.5		E	47	850	13	105	415x855x665	\$6,003
		G3TMK-A/ST 11KW	EANG		11		F	54.4	1100	16	202	515x1060x725	\$7,144
	B3ZPM-A/ST	GB3ZPM-A/ST15KW	EANR	3φ, 415v	15	55	I	64	1250	13	222	515x1060x725	\$7,341
		GB3ZPM-A/ST18.8KW	EA9A		18.5		J	70	1250	14	247	515x1060x725	\$9,283
		GB3ZPM-A/ST 22KW	EA9B		22		K	78	1250	19	275	515x1060x725	\$10,161



GOLDEN RULE
 Operate pump at the best efficiency point ... 85% of max pump head



Performance figures to be taken as a guide only, for detailed performance curves contact an authorised Aussie Distributor.



2.1.3 GMP BRONZE & SS MOTOR PUMPS ... CORROSION RESISTANT



G3TMK-A/B



- Heavy duty cast construction
- Big open impeller
- Self primes from 6 metres
- Replaceable suction cover
- NI AL (nickel aluminium) bronze, Mil-Spec equiv
- Cast 316 stainless steel option for corrosive applications
- Close coupled to a heavy duty TEFC single or three phase electric motor IP rated
- Cast iron foot mounting on pumps to 2.2kW
- Steel base plate standard from 4kW
- Mech seals on bronze & stainless steel pumps... carbon mech seal/alumina counterface, nitrile rubber seal & 316 stainless steel casing
- Viton seals option, specify for corrosive applications like AdBlue® and chemical transfer (see page 29)
- No power lead or plug supplied

Applications:

Marine Applications NI AL bronze

- Deck wash down
- Bilge pump out
- Salvage pump
- Marine air conditioning



Industrial/Mining Applications ... Stainless steel

- Aggressive water
- Sewage handling
- Acid & solvent pumping
- Industrial food waste
- Ag chemical transfer
- AdBlue® transfer



B3XR-A/X

Port size (in/out)	Model		CAT no.	Motor	kW	IP rating	Total Head (m)	Max Capacity (l/m)	Solid size (mm)	Weight (kg)	Boxed Dimensions (WxLxH) mm	Rej Kit	List price
--------------------	-------	--	---------	-------	----	-----------	----------------	--------------------	-----------------	-------------	-----------------------------	---------	------------

NIAL bronze - Marine Grade ... stainless steel plugs & fasteners

1" x 1"	B1KQ-A/B	GB1KQ-A/B 0.371P	EA9M	1φ, 240v	0.37	54	12	130	6	19	210x450x400		\$3,187
		GB1KQ-A/B 0.5 3P	EA9N	3φ, 415v									\$3,187
2" x 2"	B2KQ-A/B	GB2KQ-A/B 2.2 1P	EB88	1φ, 240v	2.2	54	19	450	16	27.5	200x430x360	R624 \$248	\$3,839
		GB2KQ-A/B 2.2 3P	EA7V	3φ, 415v									\$3,839
3" x 3"	B3KQ-A/B	GB3KQ-A/B2.2 1P	EABS/EAT1	1φ, 240v	2.2	54	16	840	27	33	220x500x390		\$3,949
		GB3KQ-A/B2.2KW3P	EAT2	3φ, 415v									\$3,949
	B3XR-A/B	GB3XR-A/B 4KW	EAB5/EALB	3φ, 415v	4	55	28	1300	19	82.5	410x770x645	R616 \$158	\$7,707
		GB3XR-A/B 5.5KW	EALC	3φ, 415v	5.5								\$8,787
		GB3XR-A/B 7.5KW	EAB6/EALD	3φ, 415v	7.5								\$9,360
4" x 4"	B4KQ-A/B	GB4KQ-A/B 4KW	EAB4/EALE	3φ, 415v	4	55	15	1650	35	88	410x770x645		\$10,067
	B4XR-A/B	GB4XR-A/B 15KW3P	EAB7/EAFG	3φ, 415v	15	55	31	2250	39	234	515x1060x725	R617 \$208	\$13,632

High head options ... to transfer long distances or up a steep gradient

2" x 2"	G2TMK-A/B	G2TMK-A/B2.2KW1P	EA9H	1φ, 240v	2.2	54	34	400	8	37	260x470x380		\$4,282
		G2TMK-A/B 2.2KW	EA4R	3φ, 415v									2.2
3" x 3"	G3TMK-A/B	G3TMK-A/B 4KW	EAHS	3φ, 415v	4	55	35	850	8	90	410x770x645	R618 \$183	\$11,022
		G3TMK-A/B7.5KW	EAHV	3φ, 415v	7.5								\$12,280
		G3TMK-A/B 11KW	EAFR	3φ, 415v	11								\$15,137
	NEW	B3ZPM-A/B	GB3ZPM-A/B 15KW	EAFD	3φ, 415v	15	70	1200	13	225	515x1060x725		\$14,354
			GB3ZPM-A/B18KW	EADV		18.5							\$15,465
			GB3ZPM-A/B 22KW	EARV		22							\$17,548

Stainless Steel—316 Grade for corrosive applications

2" x 2"	B2KQ-A/X	GB2KQ-A/X 2.2 1P	EB92	1φ, 240v	2.2	54	20	440	16	23.5	210X450X400		\$6,460
		G2TMK-A/X/2.2KW3P	EASM	3φ, 415v									2.2
3" x 3"	B3XR-A/X	GB3XR-A/X 4KW	EAD2/EALP	3φ, 415v	4	55	28	1300	19	78.2	410x770x645		\$9,900
		GB3XR-A/X 5.5KW	EAC6/EALR		5.5								1400
4" x 4"	B4XR-A/X	GB4XR-A/X 15KW	EAAC	3φ, 415v	15	55	31	2100	32	225	515x1060x725		\$20,875


High head options ... for transfer long distances or up a steep gradient

2" x 2	G2TMK-A/X	G2TMK-A/X 2.2KW	EB85	3φ, 415v	2.2	55	32	340	5	37	250x550x360		\$5,979
3" x 3"	G3TMK-A/X	G3TMK-A/X 5.5KW	EACB/EALV	3φ, 415v	5.5	55	40	910	10	102	415x855x665		\$11,741
		G3TMK-A/X 7.5 3P	EABE/EALZ	3φ, 415v	7.5	55	44	850	13	106	415x855x665		\$11,944
		G3TMK-A/X 11KW	EACD	3φ, 415v	11	55	55	1100	16	204	515x1060x725		\$14,106

Performance figures to be taken as a guide only, for detailed performance curves contact an authorised Aussie Distributor.



2.1.4 ATEX MOTOR PUMPS ... DIESEL FUEL TRANSFER SPECIALISTS



These pumps are fitted with ATEX certified **flameproof** motors and are designed for transferring diesel fuel oil in hazardous environments.

- Heavy duty cast construction
 - Big open impeller
 - Self primes from 6 metres
 - Replaceable suction cover
 - ATEX certified flameproof heavy duty motor with IP 55 protection
 - Cast iron foot mounting, all units 4kW and over are mounted on a steel plate
 - Viton/Carbon/Alumina seals standard
 - Performance figures based on fresh water viscosity liquids
- Refuelling Applications**
- Machinery
 - Marine diesel
 - Earth movers
 - Mining plant
 - Generator/pump
- Other Applications**
- Waste oil collection
 - Heating oil transfer

Manufactured in accordance with ATEX standards (EU Directive 2014/34/UE)



Engine drive diesel fuel transfer pumps See page 21

Port size (in/out)	Model	S/code	CAT no.	Motor	kW	IP rating	Total Head (m)	Max Capacity (l/m)	Solid size (mm)	Weight (kg)	Boxed Dimensions (WxLxH) mm	List price
1½" x 1½"	B1½KQ-A ATEX	GB1.5KQ-A/ATEX1P	EAZ3	1φ, 240V	0.75	55	16	290	8.5	26.5	260x545x345	\$3,055
		GB1.5KQ-A/ATEX3P	2140	3φ, 415V								\$2,004
2" x 2"	B2KQ-A ATEX	GB2KQ-A ATEX240	EA9D	1φ, 240V	1.5	55	19	440	16	32.5	260x545x345	\$3,871
		GB2KQ-A ATEX3P	2141	3φ, 415V								\$2,425
3" x 3"	B3KQ-A ATEX	GB3KQ-A ATEX240	EA9E	1φ, 240V	2.2	55	16	750	27	37.2	400x600x345	\$4,326
		GB3KQ-A ATEX 2.2	2138	3φ, 415V							260x545x345	\$2,724
	B3XR-A ATEX	GB3XR-A ATEX 4KW	2139		4		26	1300	19	84	410x770x645	\$5,061
		GB3XR-A ATEX 5.5	EAV4	3φ, 415V	5.5	55	26	1430	24	112	415x855x665	\$6,155
		GB3XR-AAATEX7.5KW	2133		7.5		31	1500	24	118	415x855x665	\$6,637
		B4XR-A ATEX	GB4XR-A ATEX15	EAV5	3φ, 415V	15	55	31	2300	39	202	515x1060x725

High head options ... for transfer of fuel oils long distances or up a steep gradient

Port size (in/out)	Model	S/code	CAT no.	Motor	kW	IP rating	Total Head (m)	Max Capacity (l/m)	Solid size (mm)	Weight (kg)	Boxed Dimensions (WxLxH) mm	List price
3" x 3"	G3TMK-A ATEX	G3TMK-A ATEX4	EABL	3φ, 415V	4	55	35	800	8	90	410x770x645	\$5,699
		G3TMK-A ATEX5.5	EABM	3φ, 415V	5.5	55	40	910	10	106	415x855x665	\$6,349
		G3TMK-A-ATEX7.5K	EABN	3φ, 415V	7.5	55	44	850	13	112	415x855x665	\$6,831
		G3TMK-A ATEX11	EABP	3φ, 415V	11	55	55	1100	16	211	515x1060x725	\$8,797



Appareil non électrique destiné à être utilisé en atmosphères explosives
Non electrical equipment intended for use in potentially explosive atmospheres
Apparechi destinati ad essere utilizzati in atmosfera potenzialmente esplosiva

Directive 2014/34/UE
Directive 2014/34/EU / Direttiva 2014/34/UE

ACCUSÉ DE RECEPTION D'UN DOSSIER TECHNIQUE
ACKNOWLEDGE RECEIPT OF TECHNICAL DOCUMENTATION
AVVISO DI RICEVIMENTO DEL FASCICOLO TECNICO

Appareil / Equipment / Apparecchiatura :

SELF PRIMING PUMPS

Type(s) / Typet(s) / Tipo(s) : Domus, B.KQ-A, B.XR-A, G.TMK-A, Z.PM-A

Marque / Marking / Marcatura : R 2 G

Dépositaire / Applicant / Richiedente : GMP S.p.A.
Via Sate 119/121



1" B1KQ-A Motor Pumps for Oil/Diesel Fuel Transfer (Not ATEX certified)

Designed for systems requiring high flow i.e. dump truck or crawler tractor fast refuelling in the field. Viton seals fitted.



Port size (in/out)	Model	S/code	CAT no.	Motor	kW	Max Capacity (l/m)	Total Head (m)	Weight (kg)	Boxed Dimensions (WxLxH) mm	List price
1" x 1"	B1KQ-A	GB1KQ-A 12V	EA2P/EAPR	12 volt	0.75	135	12	18	190x430x285	\$1,489
		GB1KQ-A 24V	EAPL	24 volt	1					\$1,690
		GB1KQ-A/0.5KW-1P	EA2L	1φ, 240V	0.55	130	14	20	210x450x400	\$916
		GB1KQ-A.5KW 3P	EA2M	3φ, 415V						\$916



2.2 GMP ENGINE DRIVE CAST IRON, BZ & 316 CAST



B2KQ-A/B
2" transfer pump

- Heavy duty cast construction
- Big open impeller
- Self primes from 6 metres
- Replaceable suction cover
- Available with either Honda petrol or, Yanmar or Kohler diesel drive units
- Mech seals on bronze & stainless steel pumps... carbon/alumina faces, nitrile rubber seal & 316 stainless steel casing
- **Viton** seals option, specify a stainless steel pump with Viton seals for corrosive applications like **AdBlue®** & chemical transfer (see below)
- Silicon carbide/alumina mechanical seal faces with nitrile rubber seals standard on cast iron trash pumps

Electric start

Electric start models fitted with colour coded battery leads, mounting tray, securing rods & plate. Battery supplied separately.
(QBATTERY \$165^{+gst})



Water cart special, B3XRA GX390, no frame, includes base plate

Industrial Applications ... Cast Iron

- Industrial waste pump out
- Livestock effluent pump out
- Dust suppression
- Water cart pumps
- Fire fighting
- Sump pumping
- mineral processing
- Quarry dewatering

Marine Applications ... Ni Al bronze

- Deck wash down
- Bilge pump out
- Salvage pump
- Marine fire fighting



Industrial/Mining Applications ... 316 cast stainless steel

- Aggressive water
- Sewage handling
- Acid & solvent pumping
- Ag chemical transfer
- Industrial food waste
- **AdBlue®** transfer

Golden Rule

Operate pump at the best efficiency point
85% of total pump head.



HONDA PETROL DRIVE

Port size (in/out)	Model	S/code	CAT no.	Engine	HP	RPM	Total Head (m)	Capacity (l/m)	Solid size (mm)	Weight (kg)	Unit Dimensions (WxLxH) mm	List price
3" x 3"	B3XR-A/ST Water cart special	GB3XR-A/ST390ENF	Base plate	AA6A HONDA petrol	13	3600	40	1250	20	95	560x680x760	\$4,280

DIESEL DRIVE

Port size (in/out)	Model	S/code	CAT no.	Engine	HP	RPM	Total Head (m)	Capacity (l/m)	Solid size (mm)	Weight (electric start)	Frame Dimensions (WxLxH) mm	List price
3" x 3"	B3KQ-A/ST	GB3KQ-A/STL70E	Full frame	AA5B YANMAR diesel e/start	7	3000	16	900	27	63	560x680x760	\$4,982
4" x 4"	B4KQ-A/ST	GB4KQ-A/ST L100ENF	Base plate	AA3S YANMAR diesel e/start	10	3000	21	1500	35	100	560x680x760	\$7,220
3" x 3"	B3XR-A/ST	GB3XR-A/ST/L100ENF	Base plate	AAC0 YANMAR diesel e/start	10	3000	28	1000	20	100		\$6,925
		GB3XR-A/ST/1B50E	Full frame	AA6A HATZ diesel e/start	11	3600	40	1250	20	tba	tba	\$8,420

NI AL bronze - Marine Grade ... stainless steel plugs & fasteners

2" x 2"	G2TMK-A/B	G2TMKA/B L70E	Full frame	AA1C YANMAR diesel e/start	7	3000	34	400	6	82	560x680x760	\$8,122
		B2KQ-A/B	GB2KQ-A/B/L48	Full frame	AA3B YANMAR diesel recoil	4.8	3000	19	450	16	50	445x510x550
GB2KQ-A/B L48E	YANMAR diesel e/start		\$6,280									
3" x 3"	B3KQ-A/B	GB3KQ-A/B/L70	Full frame	AA4B YANMAR diesel recoil	7	3000	16	840	27	63	560x680x760	\$6,946
		GB3KQ-A/B/L70E										YANMAR diesel e/start
4" x 4"	B4KQ-A/B	GB4KQ-A/BL100E	Full frame	YANMAR diesel e/start	10	3000	15	1650	35	100	560x680x760	\$8,940

Stainless Steel Steel—316 Grade for corrosive & abrasive applications (Mine spec options available on request)

2" x 2"	B2KQ-A/X	GB2KQ-A/X/L48	Full frame	AA2B YANMAR diesel recoil	4.8	3000	20	440	16	50	445x510x550	\$9,401
		GB2KQ-A/X/L48E										YANMAR diesel e/start
3" x 3"	B3XR-A/X	GB3XR-A/X/L100E	Full frame	AA2C YANMAR diesel e/start	10	3000	24	1250	24	100	560x680x760	\$17,805
4" x 4"	B4XR-A/X	GB4XR-A/X/2G40	Full frame	HATZ diesel 2G40 e/s	22	3000	31	2100	32	180	1200x1000x1000	\$28,475

... for diesel fuel or industrial chemicals, check chemical compatibility chart if unsure

NEW Rejuvenation Kits

Model	CAT no.	S/code	
B3XR-A/ST	AA6A	GREJK-B3XR-STENG (R522)	\$329

Kit includes mech seal, counterface, complete check valve, gaskets for filling cap & trash port (if applicable).



Viton elastomers available ... call for details





2.3.1 BARE SHAFT SEMI TRASH ... RUBBISH GOBBLERS



B3XR-A/ST bare shaft

Aussie GMP bare shaft cast iron self priming centrifugal semi trash pumps designed for long coupling to electric motors, petrol or diesel engines, hydraulic or PTO drives.

- Heavy duty cast construction
- Open non clog style impeller
- Self primes from 6 metres
- Front mounted clean out port
- Cast iron foot mounting
- Silicon carbide/alumina mechanical seal faces with nitrile rubber seal standard, option of tungsten carbide with Viton
- All pumps pedestal mounted
- High pressure options also available

Industrial Applications ... Cast Iron

- Industrial waste pump out
- Livestock effluent pump out
- Public sewage works
- Abattoir waste pump out
- Piggeries, chicken processing, feed lots
- Wash bay water recirculation
- Batch plant recirculation
- Mineral processing
- Quarry dewatering

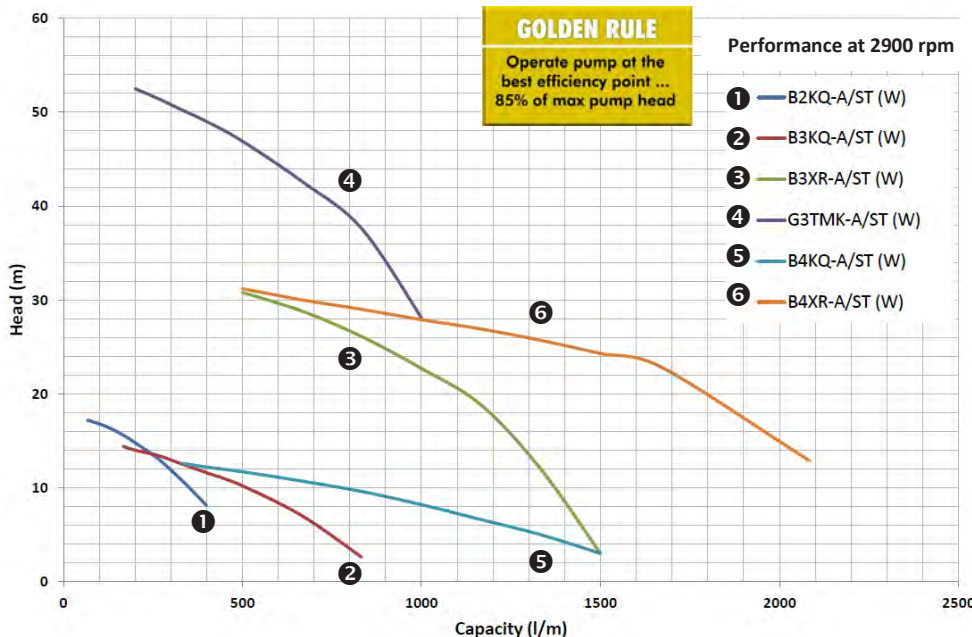


For corrosion resistant bare shaft pumps see page 33

Port size (in/out)	Model	S/code	CAT No.	Required KW	RPM	Suct/Del	PSI	Curve below	Total Head (m)	Capacity (l/m)	Solid size (mm)	Weight (kg)	Unit Dimensions (WxLxH) mm	List price
2" x 2"	B2KQ-A/ST	GB2KQ-A/ST/W	AS79	1.5	2900	2" x 2"	25	①	18	440	19	15	182x266x305	\$1,274
	B3KQ-A/ST	GB3KQ-A/ST/W	AS67	2.2	2900	3" x 3"	22	②	16	900	27	17	183x300x294	\$1,513
3" x 3"	B3XR-A/ST	GB3XR-A/ST/W	AS91	7.5	2900	3" x 3"	43	③	31	1500	24	46.5	290x453x400	\$3,085
	G3TMK-A/ST	G3TMK-A/ST/W	ASA8	11	2900	3" x 3"	75	④	54	1100	16	51.5	280x480x410	\$3,187
4" x 4"	B4KQ-A/ST	GB4KQ-A/ST/W	AS71	4	2900	4" x 4"	20	⑤	14	1600	37	54.5	315x490x405	\$3,149
	B4XR-A/ST	GB4XR-A/ST/W	ASB8	15	2900	4" x 4"	42	⑥	30	2200	39	64.5	365x505x450	\$4,377
6" x 6"	B6XR-A*	GB6XR-A/A	ASBR	22	2000	6" x 6"	34		24	4500	55	160	500x600x600	\$8,633
8" x 8"	B8XR-A*	GB8XR-A/ST/W	ASDV	65	1800	8" x 8"	42		30	9200	70	265	580x790x830	\$15,638

*Cast 316 stainless steel impeller options available
Call for 6" & 8" pump curves

Performance figures to be taken as a guide only, for detailed performance curves contact an authorised Aussie Distributor.



Performance figures to be taken as a guide only, for detailed performance curves contact an authorised Aussie Distributor.

NEW Rejuvenation Kits

Model	CAT no.	S/code	List price
B3XR-A/ST	AS91	GREJK-B3XR-STW (R521)	\$329
B4KQ-A/ST	AS71	GREJK-B4KQ-STW	\$329
B4XR-A/ST	ASB8	GREJK-B4XR-STW (R520)	\$329

Kit includes mech seal, counterface, complete check valve, gaskets for filling cap & trash port.



B6XR-A



2.3.2 BARE SHAFT BRONZE & SS ... CORROSION RESISTANT



- Self priming vertical lift of 6 metres
- Heavy duty cast construction
- NIAL bronze or 316 grade stainless steel options
- Replaceable suction port
- Carbon/alumina mechanical seal faces, nitrile rubber seal & stainless steel casing
- Viton seals option, specify a stainless steel pump with Viton seals for corrosive applications like AdBlue® and chemical transfer
- All pumps pedestal mounted



- Marine Applications ... NIAL bronze**
- Deck wash down
 - Marine air conditioning
 - Bilge pump out
 - Fire fighting
 - Salvage



- Industrial/Mining ... Stainless steel**
- Tailing dam pump out
 - Sewage handling
 - Aggressive water pumping
 - Acid & solvent pumping
 - Industrial food waste
 - Ag chemical transfer
 - AdBlue® transfer



For cast iron bare shaft pumps see page 32

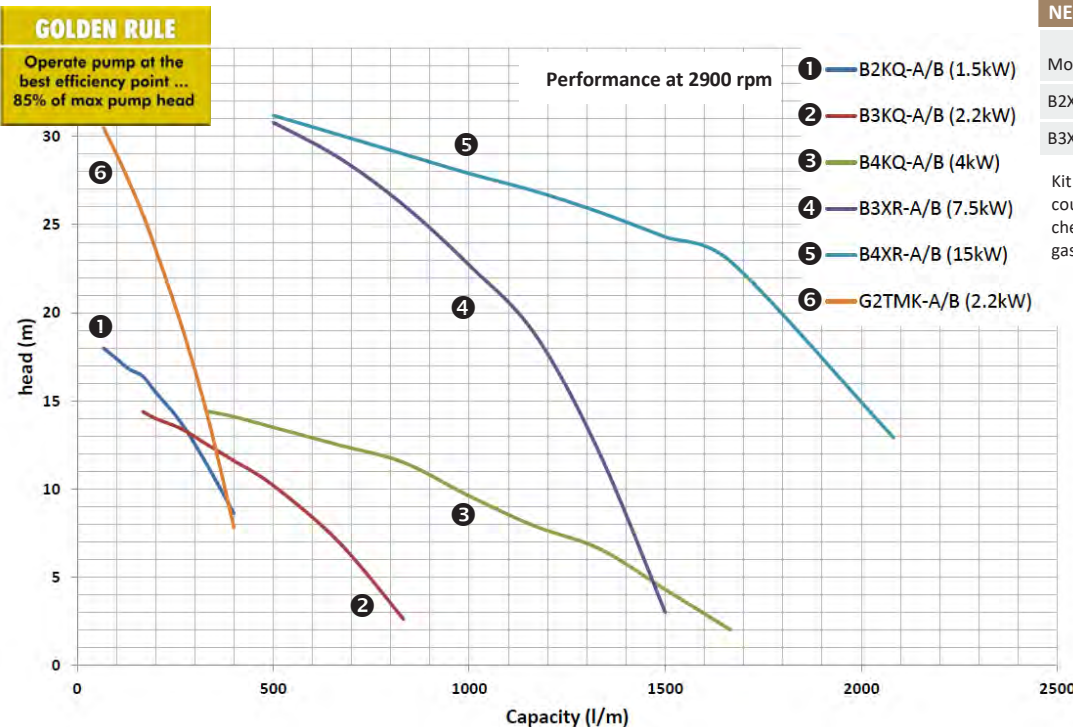
B3XR-A/SS bare shaft

Port size (in/out)	Model	S/code	CAT No.	Req'd kW	RPM	PSI	Curve below	Total Head (m)	Capacity (l/m)	Weight (kg)	Unit Dimensions (WxLxH) mm	List price
NIAL bronze - Marine Grade ... stainless steel plugs & fasteners												
2" x 2"	B2KQ-A/B W	GB2KQ-A/B/W/BZ	AS68	1.5	2900	25	①	18	400	15	182x266x305	\$2,481
3" x 3"	B3KQ-A/B W	GB3KQ-A/B/W	AS69	2.2	2900	20	②	14.5	850	17	183x300x294	\$2,938
4" x 4"	B4KQ-A/B W	GB4KQ-A/B/W	ASC6	4	2900	20	③	14.5	1650	54.5	315x490x405	\$7,599
2" x 2"	G2TMK-A/B W	G2TMK-A/B/W	ASB9	3	2900	43	⑥	31	400	22	242x370x355	\$4,283
3" x 3"	B3XR-A/B W	GB3XR-A/B/W	ASC3	7.5	2900	43	④	31	1500	46.5	290x453x400	\$6,530
4" x 4"	B4XR-A/B W	GB4XR-A/B/W	ASC5/ASDN	15	2900	43	⑤	31	2100	64.5	365x505x450	\$9,914

Stainless Steel—316 Grade for corrosive applications

2" x 2"	B2KQ-A/X W	GB2KQ-A/X/W	ASL1	1.5	2900	28		20	440	15	182x266x305	\$4,835
3" x 3"	B3XR-A/X W	GB3XR-A/X W/O	ASD1	7.5	2900	43		31	1500	46.5	290x453x400	\$7,654
4" x 4"	B4XR-A/X W	GB4XR-A/X/W	ASDR	15	2900	43		31	2100	64.5	365x505x450	\$12,012

Performance figures to be taken as a guide only, for detailed performance curves contact an authorised Aussie Distributor.



NEW Rejuvenation Kits


Model	CAT no.	S/code	List price
B2XR-A/X	ASL1	GREJK-B2KQ-STX-W	\$233
B3XR-A/X	ASD1	GREJK-B3XR-XW	poa

Kit includes mech seal, counterface, complete check valve, filling cap gasket





2.4.1 HYDRAULIC SEMI TRASH ... FLEXIBLE INSTALLATIONS



G3TMK-A/ST hydraulic drive



- Heavy duty cast construction
- Open **non clog** style impeller
- Self primes from 6 metres
- Front mounted **clean out port**
- Cast iron foot mounting
- Silicon carbide/alumina mechanical seal faces with nitrile rubber seal standard, option of tungsten carbide with Viton
- Elimination of engine in mobile applications
- Compact design
- Power supplied by hydraulic lines
- Top quality hydraulic motors
- Dust free closed circuit
- High pressure options
- Stainless steel impeller options for abrasive applications (*)

Applications:

- Drilling rigs
- Mine and dust suppression
- Water cart
- Fire fighting tanker refill
- Underground mine dewatering




For corrosion resistant hydraulic drive pumps see page 35

Port size (in/out)	Model	S/code	CAT No.	PSI	Curve below	Total Head (m)	Capacity (l/m)	Solid size (mm)	Hydraulic requirements at 3,000 rpm	Weight (kg)	Unit size (WxLxH) mm	List price
2" x 2"	B2KQ-A/ST	GB2KQ-A/ST HYD	AA9A/AA6U	25	①	18	440	19	8.5cm ³ /rev, 100 bar (3kW)	18.5	180x400x300	\$2,391
		GB2KQ-A/STHYDSS*	AARF									\$2,949
3" x 3"	B3KQ-A/ST	GB3KQ-A/ST HYD	AA5B/AA7U	22	②	16	900	27	8.5cm ³ /rev, 100 bar (3kW)	20.2	185x450x300	\$3,085
	B3XR-A/ST	GB3XR-A/ST HYD22	ASM8	43	④	31	1500	35	22cm ³ /rev, 150 bar (7kW)	56	280x650x400	\$4,951
		GB3XR-A/ST HYD	ASD9	43		31	1500	35	34cm ³ /rev, 100 bar (12.5kW)	56	280x650x400	\$4,951
	G3TMK-A/ST	G3TMK-A/ST HYD22	ASM9	67	⑥	47	850	16	22cm ³ /rev, 150 bar (7kW)	61	285x670x395	\$5,464
G3TMK-A/ST HYD		ASE1	77	⑦	55	1100	16	34cm ³ /rev, 100 bar (12.5kW)	61	285x670x395	\$5,464	
4" x 4"	B4KQ-A/ST	GB4KQ-A/ST HYD22	ASM7	20	③	14	1600	37	22cm ³ /rev, 150 bar (7kW)	64	315x680x405	\$5,727
		GB4KQ-A/ST HYD	ASD8	20		14	1600	37	34cm ³ /rev, 100 bar (12.5kW)	64	315x680x405	\$5,727
	B4XR-A/ST	GB4XR-A/ST HYD	ASE9	42	⑤	30	2200	39	34cm ³ /rev, 100 bar (12.5kW)	65	365x695x450	\$7,366

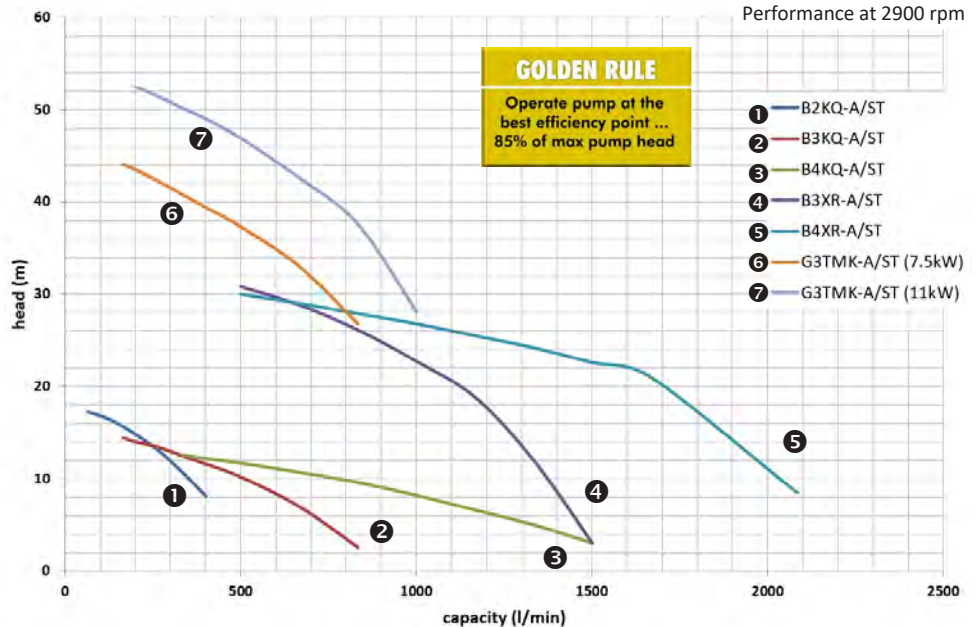
Rejuvenation kits

Model	CAT no.	S/code	List price
GB2KQ-A/ST	AA6U	GREJK-B2KQ-ST2KW (R516)	\$224
GB3KQ-A/ST	AA7U	GREJK-B3KQ-STHYD (R517)	\$224
B3XR-A/ST	ASD9 ASM9	GREJK-B3XR-STHYD (R521)	\$329

Kit includes mech seal, counterface, complete check valve, gaskets for filling cap & trash port.



Performance figures to be taken as a guide only, for detailed performance curves contact an authorised Aussie Distributor.





2.4.2 HYDRAULIC BRONZE & SS ... CORROSION RESISTANT



B2KQ-A/B hydraulic drive



- Elimination of engine in mobile applications
- Compact design
- Power supplied by hydraulic lines
- Self priming vertical lift of 6 metres
- Range of materials for construction
- Replaceable suction port
- Mech seals on bronze & stainless steel pumps... carbon/alumina faces, nitrile rubber seal & 316 stainless steel casing
- Viton seals option, specify a stainless steel pump with Viton seals for corrosive applications like AdBlue® and chemical transfer
- All pumps pedestal mounted

Applications:

- Mine & dust suppression
- Water cart
- Fire fighting tanker refill
- Underground mine dewatering
- Bilge pump out
- Deck wash down
- Tank aeration
- Fire fighting
- AdBlue® transfer



For cast iron hydraulic drive pumps see page 34

Port size (in/out)	Model	S/code	CAT No.	PSI	Total Head (m)	Capacity (l/m)	Hydraulic requirements at 3,000 rpm	Weight (kg)	Unit Dimensions (WxLxH) mm	List price
--------------------	-------	--------	---------	-----	----------------	----------------	-------------------------------------	-------------	----------------------------	------------

NIAL bronze - Marine Grade ... stainless steel plugs & fasteners

2" x 2"	B2KQ-A/B	GB2KQ-A/B HYD	AAT3/AAW1	25	18	440	8.5cm ³ /rev, 100 bar (3kW)	18.5	180x400x300	\$3,896
3" x 3"	B3KQ-A/B	GB3KQ-A/B HYD	AA3G/AA1Q	22	16	900	8.5cm ³ /rev, 100 bar (3kW)	20.2	185x450x300	\$4,265
4" x 4"	B4KQ-A/B	GB4KQ-A/B HYD		21	15	1520	34cm ³ /rev, 100 bar (12.5kW)	64	315x680x405	\$9,801
3" x 3"	B3XR-A/B	GB3XR-A/B HYD		43	31	1500	34cm ³ /rev, 100 bar (12.5kW)	56	280x650x400	\$9,133
4" x 4"	B4XR-A/B	GB4XR-A/B HYD		42	30	2200	34cm ³ /rev, 100 bar (12.5kW)	65	365x695x450	\$12,854

Stainless Steel—316 Grade for corrosive applications

3" x 3"	B3XR-A/X	GB3XR-A/X HYD		43	31	1500	34cm ³ /rev, 100 bar (12.5kW)	56	280x650x400	\$10,210
4" x 4"	B4XR-A/X	GB4XR-A/X/HYD	ASFN	42	30	2200	34cm ³ /rev, 100 bar (12.5kW)	65	365x695x450	\$14,037

Performance figures to be taken as a guide only, for detailed performance curves contact an authorised Aussie Distributor.

General Data on Hydraulic Motors

Model	Displacement	Max continuous pressure bar (psi)	Max intermittent pressure bar (psi)	Max peak pressure bar (psi)	Max speed Min ⁻¹	Min speed Min ⁻¹	Inlet Port	Outlet Port
PLM 20.8	8.26 cm ³ /rev	250 (3626)	280 (4061)	300 (4351)	3500	600	½"	½"
PLM 30.22	22 cm ³ /rev	240 (3480)	260 (3770)	270 (3915)	3000	350	1"	1"
PLM 30.34	34.55 cm ³ /rev	240 (3480)	260 (3770)	270 (3915)	3000	350	1"	1"

NEW Rejuvenation Kits

Model	CAT no.	S/code	List price
B2KQ-A/B HYD	AAW2	GREJK-B2KQ-ABHYD (R608)	\$315

Kit includes mech seal, counterface, complete check valve, filling cap gasket



NB: A drain line to tank must be run for reversible motors For input flow allow volumetric efficiency of 90%. Output KW figures allow for overall efficiency of 82% Output torque figures allow for mechanical efficiency of 85%.

Check hydraulic pump specifications to ensure correct match. If in doubt consult a hydraulic installation engineer.

INSTALLATION GUIDELINES

PUMP

The direction of rotation of single-rotation pumps must be the same as that of the drive shaft. Check that the coupling flange correctly aligns the transmission shaft and the pump shaft. Flexible couplings should be used (never rigid fittings) which will not generate an axial or radial load on the pump shaft.

TANK

Tank capacity must be sufficient for the system's operating conditions (~ 3 times the amount of oil in circulation) to avoid overheating of the fluid. A heat exchanger should be installed if necessary. The intake and return lines in the tank must be spaced apart (by inserting a vertical divider) to prevent the return-line oil from being taken up again immediately.

LINES

The lines must have a major diameter which is at least as large as the diameter of pump or motor ports, and must be perfectly sealed. To reduce loss of power, the lines should be as short as possible, reducing the sources of hydraulic resistance (elbow, throttling, gate valves, etc.) to a minimum. A length of flexible tubing is recommended to reduce the transmission of vibrations. All return lines must end below the minimum oil level, to prevent foaming. Before connecting the lines, remove any plugs and make sure that the lines are perfectly clean.

FILTERS

We recommend filtering the entire system flow. Filters on suction and return line must be fitted in according to the contamination class as recommended by the hydraulic motor manufacturer.

HYDRAULIC FLUID

Use hydraulic fluid conforming to ISO/DIN standards, having viscosity as specified by the hydraulic motor manufacturer. Avoid using mixtures of different oils which could result in decomposition and reduction of the oil's lubricating power.

For more information refer to the hydraulic motor manufacturers manual ... call Aussie for a copy.

3.1 HONDA & YANMAR SMART PUMPS FOR FUEL & CHEMICAL TRANSFER



- Strong, 30% glass filled polyester construction
- Buna, EPDM or Viton elastomers
- Lightweight & portable with integrated handle
- Suction lift is 7.6 metres.
- Honda petrol (three year engine warranty) or Yanmar diesel engine drive options (two year engine warranty)
- FREE delivery elbow with BSP female port on 2" version

- Protek engine protection (option on engine drive, standard on electric drive see page 39)
- Polypropylene options available for AdBlue® ... p40

*Electric start

Electric start models fitted with colour coded battery leads, mounting tray, securing rods & plate. Battery supplied separately. (QBATTERY \$165*^{gst})

Applications:

- Liquid fertilizer
- Ag chemical transfer
- Diesel fuel transfer
- Brine or salt water pumping
- Marine salvage
- Marine fire fighting
- High volume water transfer
- Stock feed



NEW GENIUS

NEW 3" high flow chemical pump (Genius RTE3) with quick release belly band

HONDA PETROL - 3 year engine warranty

Port size (in/out)	Model	Honda Engine	Seal Type	High Head version (706 impeller)				High Flow version (975 impeller on RSE only)				
				Max flow	Total Head	S/code	List price	Max flow	Total Head	S/code	List price	
2" x 2"	RSE2	6.5HP	recoil start	EPDM	720 lpm	37m (52 psi)	RSE2BUL/GX200	\$1,311	835 lpm	25m (35 psi)	RSE2BRL/GX200	\$1,192
				Buna N			RSE2BUB/GX200	\$1,311			RSE2BRB/GX200	\$1,311
			Viton	RSE2BUB/GX200			\$1,461	RSE2BRV/GX200			\$1,328	
			Viton	RSE2BUB/GX200E			\$1,958	RSE2BRV/GX200E			\$1,958*	
3" x 3"	RSE3	6.5HP	recoil start	Viton	870 lpm	37m (52 psi)	RSE3BXV/GX200	\$1,929	1010 lpm	25m (35 psi)	RSE3BSV/GX200	\$1,929
			Electric start				RSE3BXV/GX200E	\$2,406*			RSE3BSV/GX200E	\$2,406*
	Genius RTE3	13HP	recoil start	EPDM	1350 lpm	24m (34 psi)	RTE3TEP/GX390	Poa	1350 lpm	24m (34 psi)	RTE3TEP/GX390E	\$3,708*
			Electric start				RTE3TEP/GX390E	\$3,708*				

Performance figures to be taken as a guide only, for detailed performance curves contact Aussie Pumps.

Note: 3" high flow GX200 pump not recommended for dense liquids .

YANMAR DIESELS - 2 year engine warranty

Port size (in/out)	Model	YANMAR diesel 4.8HP	Seal Type	High Head version (706 impeller)				High Flow version (975 impeller)				
				Max flow	Total Head	S/code	List price	Max flow	Total Head	S/code	List price	
2" x 2"	RSE2	4.8HP	recoil start	EPDM	720 lpm	37m (52 psi)	RSE2BUL/L48	\$4,112	835 lpm	25m (35 psi)	RSE2BRL/L48	\$4,112
				Viton			RSE2BUB/L48	\$4,263			RSE2BRV/L48	\$4,263
			EPDM	RSE2BUL/L48E			\$4,550	RSE2BRL/L48E			\$4,550	
			Viton	RSE2BUB/L48E			\$4,699*	RSE2BRV/L48E			\$4,699*	
3" x 3"	RSE3	4.8HP	recoil start	Viton	870 lpm	37m (52 psi)	RSE3BXV/L48	\$4,819	1010 lpm	25m (35 psi)	RSE3BSV/L48	\$4,819
			electric start				RSE3BXV/L48E	\$5,405*			RSE3BSV/L48E	\$5,405*

Model	Length (mm)	Width (mm)	Height (mm)	Carton Size (mm)	Weight (kg)
RSE2/GX200 skids	490	395	370	560 x 400 x 400	22
RSE3/GX200 skids	553	395	370		23
RSE2/RSE3 Honda e/start (with frame)	550	520	460	550 x 460 x 520	28
RSE2/RSE3 L48 (with frame)	550	520	460	550 x 460 x 520	40



Smart Guide to Smart Pump selection

SEAL COMPATIBILITY ...

(Recommendation only - check Aussie Chemical Compatibility Chart for specifics)

1. For salt water & oil based liquids including diesel fuel, select **BUNA N** elastomer option
2. For most ag. chem. liquids select **EPDM** elastomers
3. **Viton** elastomers available. For chemical compatibility check '[Aussie Chemical Compatibility Chart](#)'

AUSSIE SEAMASTER ... AS USED BY NAVIES WORLDWIDE, DESIGNED FOR A LIFE AT SEA

2" or 3" poly pump with a 706 impeller and **Buna N** seals for salt water & diesel compatibility. Driven by a **Yanmar 4.8HP** diesel engine (with electric start

option) and fitted in a full galvanized or stainless steel roll frame for protection and portability.

Applications include marine salvage & fire fighting.

Port size (in/out)	Model	S/code	Engine	Max flow/ Total Head	Dimensions (mm)	List price
2" x 2"	RSE2	RSE2BUB/L48	YANMAR recoil	720 lpm / 37m (52 psi)	540x445x525	\$4,112
		RSE2BUB/L48E	YANMAR e/start			\$4,550*
3" x 3"	RSE3	RSE3BXB/L48	YANMAR recoil	870 lpm / 37m (52 psi)	540x445x525	\$4,670
		RSE3BXB/L48E	YANMAR e/start			\$4,795*
Envelop cover		D241021 SG	Cuts corrosion, protects assets & reduces maintenance			\$2,480
RSE2BUB/L48		NATO NSN codes Stainless steel frame	4320-66-145-1151	4320-66-157-3895	
			Gal frame			





3.2 ELECTRIC AUSSIE SMART PUMPS



Versatile VITON ... the universal seal!

2" and 3" self priming centrifugal pumps made from 30% glass filled polyester with single or three phase, 2 pole, electric motor, 50 Hz, for industrial applications.

Handles corrosive or dangerous liquids, diesel fuel transfer, industrial solvents, potable water, brine and salt water, oils etc.

- Strong, 30% glass filled polyester construction
- **Protex Motor Protection fitted as standard to all electric motor applications** (see below)
- IP56 rated, 2 pole high speed electric motor with 316 stainless steel shaft (2,900 rpm)
- Single or three phase motor options
- Buna, EPDM or Viton elastomers
- Lightweight & portable
- 2 impeller options (high flow or high pressure)
- Integrated handle & gal steel base plate standard
- Polypropylene options available for **AdBlue®** ... p40
- Note: no power cable or plug supplied
- Brine or salt water pumping
- High volume water transfer
- Aquaculture



Smart Guide to Smart Pump selection

Applications:

- Liquid fertilizer (Easy N & Flexi N)
- Agricultural chemical transfer
- Diesel fuel transfer




Port size (in/out)	Model	Motor	Seal type	High Head version (706 impeller)				High Flow version (975 impeller)			
				Max flow (lpm)	Total Head (m)	S/code	List price	Max flow (lpm)	Total Head (m)	S/code	List price
2" x 2"	RSE2	2.2kW, single phase	EPDM	580	22.5	RSE2BUL/2.2/240	\$2,169	660	16	RSE2BRL/2.2/240	\$2,169
			Buna N			RSE2BUB/2.2/240	\$2,169			RSE2BRB/2.2/240	\$2,169
			Viton			RSE2BUV/2.2/240	\$2,309			RSE2BRV/2.2/240	\$2,309
		4kW, three phase	EPDM	580	22.5	RSE2BUL/4/415	\$2,322	660	16	RSE2BRL/4/415	\$2,322
			Buna N			RSE2BUB/4/415	\$2,322			RSE2BRB/4/415	\$2,322
			Viton			RSE2BUV/4/415	\$2,464			RSE2BRV/4/415	\$2,464
3" x 3"	RSE3	4kW, three phase	Viton	700	22.5	RSE3BXV/4/415	\$2,742	800	16	RSE3BSV/4/415	\$2,742



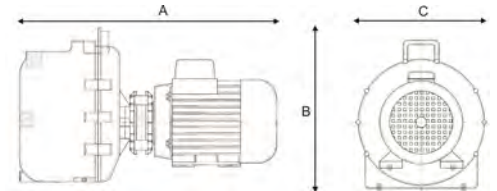
Protex Engine/Motor Protection
Maximum engine protection system from catastrophic seal failure. Featuring adapter to separate pump from engine, large cavity to handle even major seal failures and oversized slinger to prevent liquid contacting engine. Fitted as standard on all electric drive poly pumps and is an option on engine drive pumps.

Specify Aussie Protex Engine/Motor Protection ... the ultimate
(S/code R58.0015 \$286)

Large cavity to protect engine or motor against any possible seal failure.



Oversize weep hole directs liquid down & away from operator.



Model	A (mm)	B (mm)	C (mm)	Carton Size (mm)	Weight (kg)
RSE2, 2.2kW	560	320	280	770 x 460 x 400	28
RSE2, 4kW	600	320	280		37
RSE3, 2.2kW	623	320	280	770 x 460 x 400	29
RSE3, 4kW	663	320	280		38
Gal plate pumps mounted on 700 x 360 x 30mm					

3.2.1 AUSSIE LIFESAVER SMART PUMPS ... DC ELECTRIC DRIVE MARINE SMART PUMPS (12 & 24 VOLT)



- 2" x 2" self priming marine pump
- Fresh water and saltwater compatible
- 12 & 24 volt dc heavy duty motor
- 30% glass filled polyester wet end with ss fittings
- Buna N seals .. Suit saltwater & diesel fuel



Model	Motor	60 HZ		50 HZ		S/code	List price
		Max flow (lpm)	Total Head (m)	Max flow (lpm)	Total Head (m)		
RSE2 DC	0.5HP, 12 volt	302	9.1	252	6.4	RSE2AB-DC.5C-12	\$2,957
	1HP, 12 volt	454	9.75	378	6.8	RSE2AB-DC1C-12	\$3,469
	0.5HP, 24 volt	302	9.1	252	6.4	RSE2AB-DC.5C-24	\$2,957
	1HP, 24 volt	454	9.75	378	6.8	RSE2AB-DC1C-24	\$3,469



3.3 HYDRAULIC & BARE SHAFT SMART PUMPS ... FLEXIBLE INSTALLATIONS



- Strong, 30% glass filled polyester construction
- Buna, EPDM or Viton elastomers
- Lightweight & portable
- Impeller option (high flow or high pressure)
- Integrated handle
- Polypropylene options available for AdBlue® ... p40
- Parker Hannifin bi-directional hydraulic motor with bypass valve

Versatile VITON ... the universal seal

Applications:

- Liquid fertilizer (Easy N & Flexi N)
- Agricultural chemical transfer
- Diesel fuel transfer
- Brine or salt water pumping
- High volume water transfer
- Aquaculture



Aussie Pumps
Use a 3" Smart Pump for faster tank filling

Port size (in/out)	Hydraulic requirement (lpm)	Hydraulic pressure required	Seal type	High Head version (706 impeller)			High Flow version (975 impeller)				
				Max flow (lpm)	Total Head (m)	S/code	Max flow (lpm)	Total Head (m)	S/code	List price	
2" x 2"	RSE2 Hydraulic	36	1550 psi	EPDM	720	37	RSE2BUL/HYD	835	25	RSE2BRL/HYD	\$1,898
				Viton			RSE2BUV/HYD			RSE2BRV/HYD	
3" x 3"	RSE3 Hydraulic	36	1550 psi	Viton	870	37	RSE3BXV/HYD	1010	25	RSE3BSVHYD	\$2,298

HYDRAULIC MOTOR MODEL	DISPLACEMENT PER REV	MAX RATED RPM	RATED FLOW PER 1000 RPM (NOMINAL)	MAX RATED PRESSURE CONTINUOUS	MAX RATED PRESSURE INTERMITTENT	OUTPUT TORQUE PER 1000 PSI (69 bar)	WEIGHT (kg)	SHAFT SIDE LOAD (kg)
MGG20025 BB1D3	0.580 in ³ (9.5 cm ³)	5000	9.5 LPM	2000 PSI (138 bar)	2500 PSI (172.5bar)	107 kg-cm	1.5	31.7

Note: Do not exceed 36 lpm or 1550 psi hydraulic pressure, if in doubt consult a hydraulic engineer

SEAL COMPATIBILITY (Recommendation only - check Aussie Chemical Compatibility Chart for specifics)

1. For salt water & oil based liquids including diesel fuel, select **BUNA N** elastomer option
2. For most ag. chem. liquids select **EPDM** elastomers
3. **Viton** elastomers available. For chemical compatibility check [Aussie Chemical Compatibility Chart](#)



Smart Guide to Smart Pump selection

Model	Length (mm)	Height (mm)	Width (mm)	Carton size (mm)	Kgs
RSE2 hydraulic	325	320	280	560 x 400	10
RSE3 hydraulic	388	320	280	x 400	11

3.4 AUSSIE 2" & 3" SMART PEDESTAL PUMPS ... VERSATILE DRIVE SYSTEM



- Strong, 30% glass filled polyester construction
- Buna, EPDM or Viton elastomers
- lightweight
- Impeller option (high flow or high pressure)
- Integrated handle
- Poly or cast iron pedestal
- Polypropylene options available for AdBlue® ... p40

MAX RPM 3600

Applications:

- Liquid fertilizer
- Agricultural chemical transfer
- Diesel fuel transfer
- Brine or salt water pumping
- High volume water transfer
- Aquaculture

Versatile VITON ... the universal seal

Model (cast iron ped)	Length (mm)	Height (mm)	Width (mm)	Carton size (mm)	Kgs
RS2	374	320	280	560 x 400	12
RS3	425	320	280	x 400	13

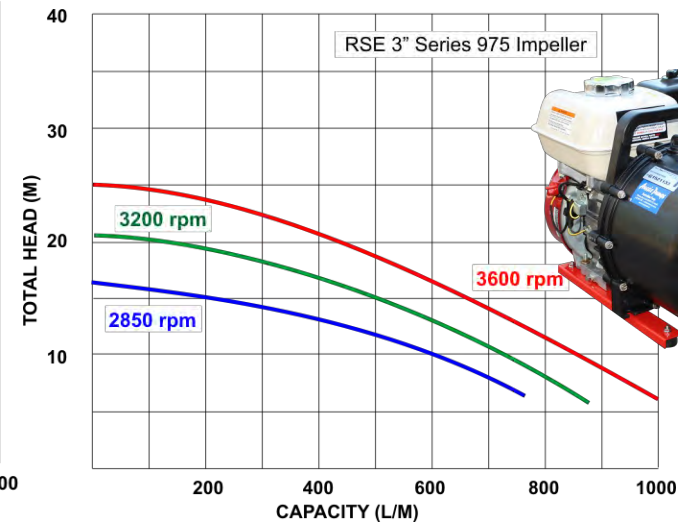
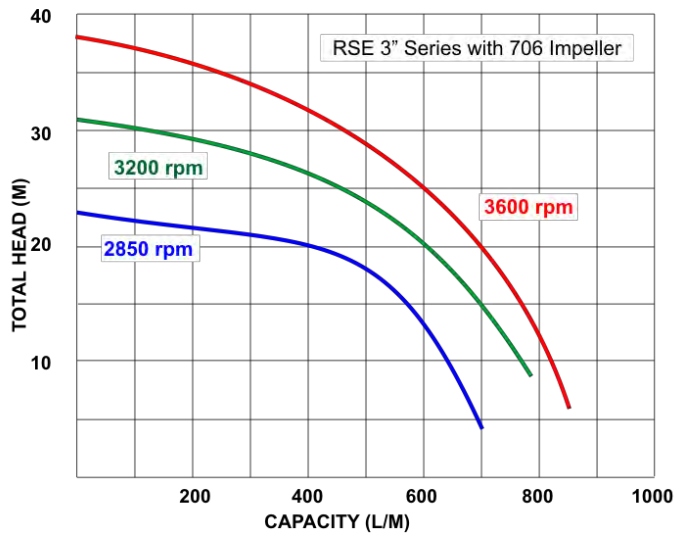
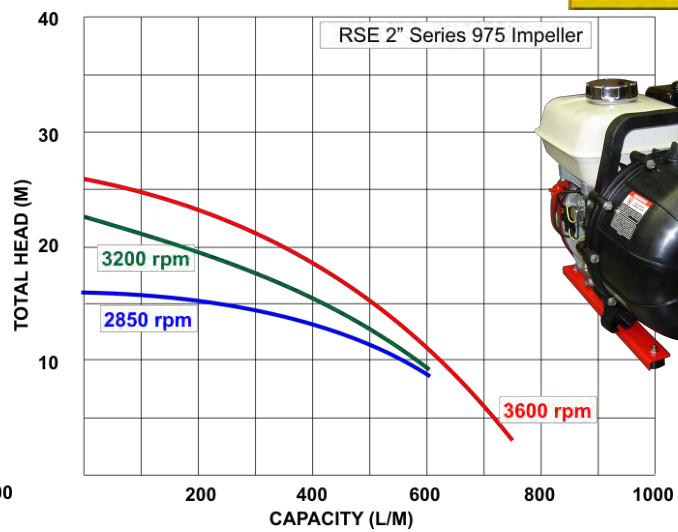
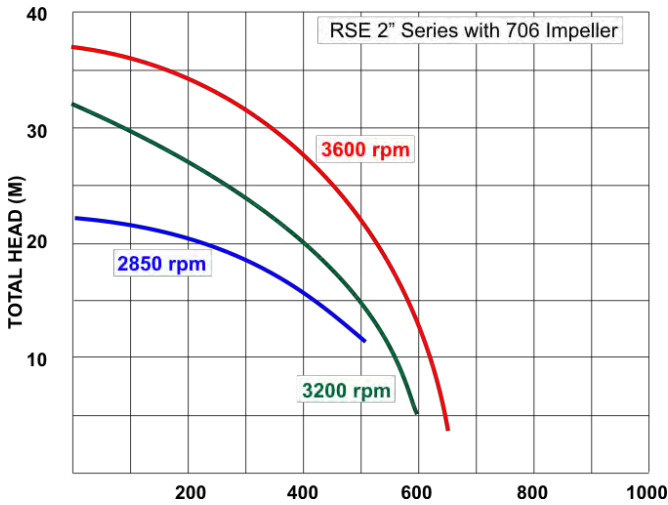
Port size (in/out)	Model	Pedestal	Seal type	High Head version (706 impeller)				High Flow version (975 impeller)				
				Max flow (lpm)	Total Head (m)	S/code	List price	Max flow (lpm)	Total Head (m)	S/code	List price	
2" x 2"	RSE2 bare shaft	Plastic with carbon steel shaft	EPDM	720	37	RSE2BUL/PEDPLY	\$827	835	25	RSE2BRL/PEDPOLY	\$827	
			Buna N			RSE2BUB/PED PLY				RSE2BRB/PEDPOLY		\$827
			Viton			RSE2BUV/PEDPOLY				RSE2BRV/PEDPOLY		\$977
		Cast iron with ss shaft	EPDM	720	37	RSE2BUL/PEDCI	\$1,152	RSE2BRL/PED CI	\$1,152			
			Buna N			RSE2BUB/PEDCI		RSE2BRB/PED CI		\$1,152		
			Viton			RSE2BUV/PEDCI		RSE2BRV/PEDCI		\$1,301		
3" x 3"	RSE3 bare shaft	Plastic with carbon steel shaft	Viton	870	37	RSE3BXV/PEDPLY	\$1,165	1010	25	RSE3BSV/PEDPOLY	\$1,165	
		Cast iron with ss shaft	Viton			RSE3BXV/PEDCI				RSE3BSV/PEDCI		\$1,497



AUSSIE SMART PERFORMANCE CURVES ... GREAT EFFICIENCIES

GOLDEN RULE

Operate pump at the best efficiency point ... 85% of max pump head



WET END KITS, SEAL KITS & OPTIONS EASY REPLACEMENTS LOW COST!

Poly Wet End Kits

Suit 3/4" keyed shaft engines

Seal type		High Head (706)		High Flow (975)	
		S/code	List price	S/code	List price
EPDM	2" x 2"	RSE2BUL	\$467	RSE2BRL	\$467
Buna N		RSE2BUB	\$467	RSE2BRB	\$467
Viton		RSE2BUV	\$603	RSE2BRV	\$603
EPDM	3" x 3"	RSE3BXL	\$667	RSE3BSL	\$667
Buna N		RSE3BXB	\$667	RSE3BSB	\$667
Viton		RSE3BXV	\$814	RSE3BSV	\$814

Options ...

Including Aussie Protek engine/motor protection	S/code	List price
2" delivery elbow	R58.1367.30	\$23
3" delivery elbow	R58.1368.30	\$45
Stainless steel roll frame	QFRAME48-SS	\$324
Stainless steel base plate	QBASEL48-SS	\$99
Protek system	R58.0015	\$304
Plastic ped kit, carbon steel shaft	R58.0001	\$207
Cast iron ped kit, ss shaft	RKIT097	\$977
Hydraulic drive ped kit	R58.0047HYC	\$1,376

Rejuvenation/Conversion kits ...

suit poly & polypropylene pumps

	Mech Seal		Service kit		Conversion kit	
	S/code	List price	S/code	List price	S/code	List price
Buna N	R58.0714.11	\$72	R58.0014AU	\$60	R58.0014	\$166
EPDM	R58.0714.12	\$72	R58.0005AU	\$60	R58.0005	\$166
Viton	R58.0714.14	\$180	R58.0017AU	\$143	R58.0017	\$454

Conversion Kit all o-rings, mech seal & check valve

Service kit all o-rings, impeller screw & key, volute screws & shims





3.5 AUSSIE 2" POLYPROPYLENE SMART PUMPS



- Strong, polypropylene construction suits super aggressive liquids like ionised water, acids and AdBlue®
- 2" x 2" ports
- Halar siliconised graphite mech seal
- Viton elastomers
- Lightweight & portable
- Integrated handle
- High flow 975 impeller

Versatile VITON... the universal seal

Electric start option
Battery extra for electric start models (QBATTERY \$165[†])



Applications:

- AdBlue® or equivalent diesel fuel exhaust clarifier
- Acids including isopropyl (alcohol), arsenic acid, hydrochloric acid, sulphuric acid & iodine (in alcohol) (for more details consult FREE chemical compatibility chart.)

ENGINE DRIVE

Model	Engine	Max flow (lpm)	Total Head (m)	S/code	Product dimensions (lxwh) mm	Carton size (lxwh) mm	Weight (kg)	List price
SPRY2	HONDA PETROL 6.5HP	835	25	RSPRY2BRV/GX200	490x370x390	560x400x400	22	\$2,258
	Recoil start, skids & handle			RSPRY2BRV/GX200E	550x520x460	550x520x460	30	\$2,735*
	YANMAR 4.8HP	835	25	RSPRY2BRV/L48	550x520x460	550x520x460	40	\$5,169
	Recoil start			RSPRY2BRV/L48E	550x520x460	550x520x460	40	\$5,607*
	Electric start							



ELECTRIC DRIVE ... includes gal base

Model	Motor	Max flow (lpm)	Total Head (m)	S/code	Product dimensions (lxwh) mm	Carton size (lxwh) mm	Weight (kg)	List price
SPRY2 electric	2.2kW , 240V	600	16	RSPRY2BRV/2.2K	560x280x302	770x460x400	28	\$2,150
	4kW , 415V			RSPRY2BRV/4/415	600x280x302		37	\$2,641

Gal plate pumps mounted on 700 x 360 mm



BARE SHAFT

Model	Pedestal	Max flow (lpm)	Total Head (m)	S/code	List price
SPRY2 bare shaft	Cast iron with ss shaft	835	25	RSPRY2BRV/PEDCI	\$1,792



Polypropylene Wet End Kits

Suit ¾" keyed shaft engines

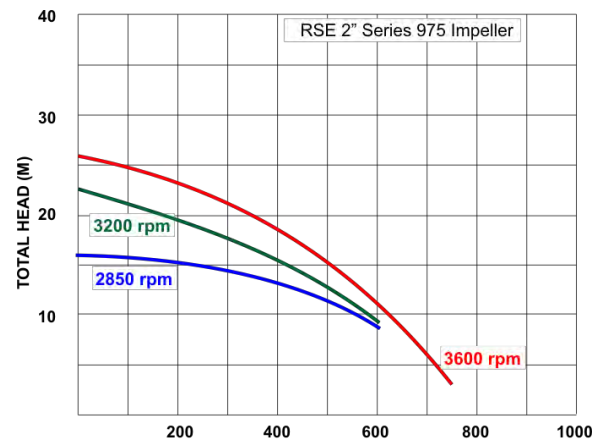
Seal type	S/code	List price
Viton	2" x 2" RSPRY2BRV	\$689

Rejuvenation/Conversion kits ...

suit poly & polypropylene pumps

	Mech Seal		Service kit		Conversion kit	
	S/code	List price	S/code	List price	S/code	List price
Viton	R58.0714.14	\$180	R58.0017AU	\$143	R58.0017	\$454

Conversion Kit all o-rings, mech seal & check valve
Service kit all o-rings, impeller screw & key, volute screws & shims



Options ...

	S/code	List price
Including Aussie Protek engine/motor protection		
Stainless steel roll frame	QFRAME48-SS	\$324
Stainless steel base plate	QBASE48-SS	\$99
Protek system	R58.0015	\$304
Plastic ped kit, carbon steel shaft	R58.0001	\$207
Cast iron ped kit, ss shaft	RKIT097	\$977
Hydraulic drive ped kit	R58.0047HYC	\$1,376



3.6 316 STAINLESS STEEL SMART PUMPS



- Corrosion resistant 316 stainless steel casing
- Polypropylene (ISP2V) or Ryton (ISY2V) volute & impeller options
- Polypropylene version certified by US NSF for transferring **potable water** (NSF/ANSI 61 & 372)
- 2" BSP port external threads, 1 1/2" BSP internal threads .. **SMART DESIGN!**
- **Silicon carbide** mech seal
- **Viton** elastomers
- **683 impeller** - 5 vane poly carbon SMART
- 316 SS Lightweight & portable SMART!

Applications:

- Agricultural chemical transfer
- Diesel fuel transfer
- Brine or salt water pumping
- Marine salvage
- Marine fire fighting
- High volume water transfer
- Aquaculture

Versatile VITON ... the universal seal

ENGINE DRIVE

Model	Engine	Max flow (lpm)	Total Head (m)	S/code	List price
ISP2BGV (PP)	HONDA PETROL 6.5HP Recoil start, skids & handle Electric start with full frame	660	23	RISP2BGV/GX200 RISP2BGV/GX200E	\$2,309 \$2,787*
	YANMAR DIESEL 4.8HP Recoil start with full frame Electric start with full frame	660	23	RISP2BGV/L48 RISP2BGV/L48E	\$5,203 \$5,751*
ISY2BGV (Ryton)	HONDA PETROL 6.5HP Recoil start, skids & handle Electric start with full frame	660	23	RISY2BGV/GX200 RISY2BGV/GX200E	\$2,222 \$2,791*
	YANMAR DIESEL 4.8HP Recoil start with full frame Electric start with full frame	660	23	RISY2BGV/L48 RISY2BGV/L48E	\$5,563 \$6,111*



ELECTRIC DRIVE .. includes gal base

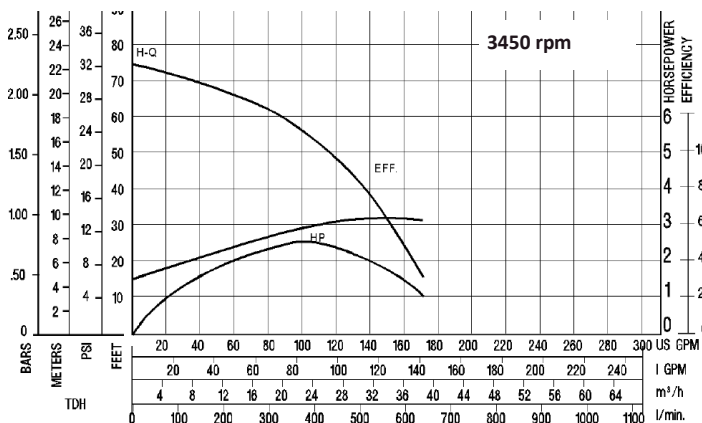
Model	Motor	Max flow (lpm)	Total Head (m)	S/code	List price
ISP2BGV Electric (PP)	2.2kW, 240V	660	23	RISP2BGV/2.2KW	\$3,353
	4kW, 415V	660	23	RISP2BGV/4KW	\$3,601
ISY2BGV Electric (Ryton)	2.2kW, 240V	660	23	RISY2BGV/2.2K	\$3,714
	4kW, 415V	660	23	RISY2BGV/4KW	\$3,962



Gal plate pumps mounted on
700 x 360 x 30mm

NEW Aussie Smart Pump is loaded with great features & flexible options

Model	Length (mm)	Width (mm)	Height (mm)	Carton size (mm)	Kgs
ISP2BGV ISY2BGV GX200 skids	490	380	380	560x400x400	22
ISP2BGV ISY2BGV GX200E frame				tba	
ISP2BGV ISY2BGV L48 frame	550	520	460	550x460x520	40
ISP2BGV ISY2BGV electric	600	280	310	770x460x400	29



Stainless Steel Wet End Kits

Suit 3/4" keyed shaft engines

Internals	Seal type	S/code	List price
Polypropylene	Viton	2" x 2" RISP2BGV	\$933
Ryton	Viton	2" x 2" RISY2BGV	\$933

Service kits & parts ...

suit stainless steel pumps

Mech Seal		Service kit	
S/code	List price	S/code	List price
Viton R58.0714.14	\$169	R58.0095	\$380

Service kit Mech seal and all o-rings required to service the pump

Options ...

Including Aussie Protek engine/motor protection	S/code	List price
Stainless steel roll frame	QFRAMEL48-SS	\$324
Stainless steel base plate	QBASEL48-SS	\$99
Protek system	R58.0015	\$304



4.1 HIGH FLOW HYDROSTATIC TESTERS 20-50 BAR



This **award winning** range of hydrostatic testers use reliable Udor diaphragm pumps driven by petrol or diesel engines. Recognised for their innovation and design, these hydrostatic testers deliver high flows for filling pipes fast.

- High flow pumps to 150 litres per minute, pressures to 4,000 kPa
- Reliable Udor pumps standard
- Simple diaphragm design pump
- In line strainer standard
- Double pressure gauge and lock off valve system
- Integrated control system
- Gear box drive, enclosed
- Heavy duty trolley with four big flat free tyres

Applications:

- Leak detection in water pipelines
- Hydrostatic testing of boilers
- Hydrostatic testing of pressure vessels
- Oil or gas pipeline testing
- Hydrostatic testing of pumps, valves or fire mains

* electric start option available

HONDA PETROL ... 3 YEAR ENGINE WARRANTY

Model	S/code	Max Pump Pressure (psi)	Max Flow (lpm)	Engine	Pump (rpm)	Boxed Dimensions (LxWxH) mm	Weight (kg)	
Kappa 43 HTP*	SKAPPA43/HTP200	580 (40 bar) 4,000 kPa	44	HONDA 6.5HP recoil start	550	1100x800x900	50	\$5,648
Delta 75 HTP*	SDELTA75HTP390	580 (40 bar) 4,000 kPa	73	HONDA 13HP recoil start	550	1100x800x950	110 [#]	\$6,709
Delta 125 HTP*	SDELTA125HTP390	435 (30 bar) 3,000 kPa	125	HONDA 13HP recoil start	550	1100x800x950	120 [#]	\$8,428

Note: Pressure and flow figures are expressed as pump maximums. Horsepower limitations may affect pressure/flow combinations.

these units are shipped on a skid, add 10kg to the weight for freight calculations.

YANMAR DIESEL ... 2 YEAR ENGINE WARRANTY

Model	S/code	Max Pump Pressure (psi)	Max Flow (lpm)	Engine	Pump (rpm)	Boxed Dimensions (LxWxH) mm	Weight (kg)	
Kappa 43 D HTP	SKAPPA43HTPL48E	580 (40 bar) 4,000 kPa	44	YANMAR 4.8HP electric start	550	1100x800x950	65 [#]	\$9,082
Delta 75 D HTP	SDELTA75L100HTP	580 (40 bar) 4,000 kPa	75	YANMAR 10HP electric start	550	1100x800x950	160 [#]	\$11,213
Delta 125 D HTP	SDELTA125HTP100	435 (30 bar) 3,000 kPa	125	YANMAR 10HP electric start	550	1100x800x950	170 [#]	\$11,751

these units are usually shipped on a skid, dimensions & weight include skid

Aussie Mine Boss option

includes following extras

- 38mm super robust gal frame
- Balanced lifting bar
- Emergency stop
- Lockable battery isolation
- Dry cell battery
- Integrated fire extinguisher
- Bundled tray



Wash down kit ...

Turbo 400 gun with 30m of 10mm single wire braid hose
SHOSEKIT1

\$1,122



Model	S/code	Max Pump Pressure (psi)	Max Flow (lpm)	Engine	Pump (rpm)	Boxed Dimensions (LxWxH) mm	Weight (kg)	
Delta 75 D HTP	SDELTA75L100HTM	580 (40 bar) 4,000 kPa	75	YANMAR 10HP electric start	550	1100x800x950	175 [#]	\$13,214
Delta 125 D HTP	SDELTA125L100HTM	435 (30 bar) 3,000 kPa	125	YANMAR 10HP electric start	550	1100x800x950	185 [#]	\$13,771



4.2 HIGH PRESSURE HYDROSTATIC TESTERS 100-500 BAR



Super high pressure hydrostatic testers driven by petrol & diesel engines. Machines come in sturdy ergonomic frame, four wheel trolleys with big flat free tyres.

- Super high pressures to 500 bar (7,300 psi)
- Big flows to 20 lpm
- Simple piston pump design
- Double pressure gauge with lock of valve
- Integrated control valve
- Gearbox drive
- Stainless steel frame trolley with four big flat free tyres (pneumatic on larger diesel units)
- Electric drive available on request

Applications:

- Leak detection in water pipelines
- Hydrostatic testing of boilers
- Hydrostatic testing of pressure vessels
- Oil or gas pipeline testing
- Hydrostatic testing of pumps, valves or fire mains

PETROL DRIVE

KPA = bar x 100

* electric start option available

Model	S/code	Pump Pressure (psi)	Pump model	Flow rate (lpm)	Engine	Pump (rpm)	Box Size (LxWxH) mm	Wt (kg)	
BB100 HTP*	ABB100KGX200HTP	2,000 (140 bar)	WBL1114	11	Honda 6.5HP GX200 recoil	1450	620x540x580	45	\$4,168
Scud 350 HTP*	ABBSS350/390HTP	3,000 (200 bar)	TTL1520	15	Honda 13HP GX390 recoil	1450	1100x800x950	110 [#]	\$6,108
Predator A HTP	ABSSPRED-A/GX630HTP	5,000 (350 bar)	RAL2035	20	Honda 28HP GX690 e/start	1450	1100x800x1130	130	\$10,873
Raptor 18 HTP	ABSSRAP/VAN18HTP	7,300 (500 bar)	RA1850	18	Vanguard 35HP e/start	1450	1100x800x1000	135	\$18,843

[#] these units are shipped on a skid, dimensions & weight include skid.

DIESEL DRIVE

[#] these units are shipped on a skid, dimensions & weight include skid.

Model	S/code	Pump Pressure (psi)	Pump model	Flow rate (lpm)	Engine	Pump (rpm)	Box size (LxWxH) mm	Wt (kg)	
Scud 100 D HTP	ABBSS100DHTP	2,000 (140 bar)	WBL1114	11	YANMAR L48 4.8HP recoil	1450	680 x 400 x 340	70	\$6,084
Scud 350 D HTP	ABBSS350L100HTP	3,000 (200 bar)	TTL1520	15	YANMAR L100E 10HP e/start	1450	1100x800x950	160 [#]	\$10,617
Scud 400 D HTP	ABBSS400DHTP	4,000 (275 bar)	TTL1330	13	YANMAR L100E 10HP e/start	1450	1100x800x950	160 [#]	\$10,993
Predator A DHTP	ABSSPRED-A/KDEHTP	5,000 (350 bar)	KTL	21	KOHLER KD477 23HP e/start	1450	1250x800x1130	250	\$22,359
Raptor D HTP 16	ABRAPTOR16DHTP	7,300 (500 bar)	RA1650	16	KOHLER KD477 23HP e/start	1450	1200x1200x1500	250	\$23,159
Raptor 450 D HTP	ABRAP450KDEHTP	6,525 (450 bar)	RA1850	18	KOHLER KD477 23HP e/start	1450	1200x1200x1500	250	\$23,159
Raptor D HTP 18	ABRAP18KDEHTP	7,300 (500 bar)	RA1850	18	KOHLER KD625 28HP e/start	1450	1200x1200x1500	280	\$26,361

Aussie Mine Boss option

Scud 350 D HTP	ABBSS350DHTPMS	3,000 (200 bar)	TTL1520	15	YANMAR L100E 10HP e/start	1450	1100x800x950	175 [#]	\$13,285
Predator A DHTP	ABSCPREDAKDEHTPM	5,000 (350 bar)	RAL2035	21	KOHLER KD477 23HP e/start	1450	1250x800x1130	265	\$24,897
Raptor D HTP 16	ABRAP16DHTPMS	7,300 (500 bar)	RA1650	16	KOHLER KD477 23HP e/start	1450	1200x1200x1500	265	\$25,694
Raptor D HTP 18	ABRAP18KDEHTPMS	7,300 (500 bar)	RA1850	18	KOHLER KD625 28HP e/start	1450	1200x1200x1500	295	\$28,895

Optional Wash-Down Kits ... Gun/lance & high pressure hose kits enable use of hydrostatic tester as a blaster



Suits	Gun/lance kit		10 metres of high pressure hose	
HTPs to 4,000 psi	APOGUN-900-035	\$175	10m 5,800 PSI (AHW06M22X2X10)	\$177
	APOGUN-900-045	\$175		
5,000 psi HTPs	MPA30456000	\$213	10m 5,800 PSI (AHW06M24X2X10)	\$279
	C915__M (nozzle)	\$22		
500 bar HTPs	MPA30473000	\$621	10m 500 bar (A3641443109)	\$666
	+ nozzle	\$142		





5.1 HIGH PRESSURE COLD WATER BLASTERS

Want more?
FREE Blaster Blitz



AUSSIE BLACK BOX 30kg of cleaning dynamite



FREE
Turbo lance

- ◆ Pro blaster for the price of a domestic unit
- ◆ 3,400 EWP psi (effective working pressure) with turbo
- ◆ Triplex pump
- ◆ Slow speed heavy duty 4 pole motor
- ◆ Pro accessories
- ◆ Compact design

Model	Black Box
S/code	FKB8.15
Pump pressure	1,800 (124 bar) psi
EWP with turbo	3,400 psi
Flow	8 lpm
Motor	240v 2.6kW
Pump speed	1450 rpm
Pump type	Triplex
Nozzle size	035
Accessories - Hose	8m R1 wire braid
Gun	AL13
Lance	Vario
Weight	30 kg
Boxed size with skid (lxwxh)	390x240x230 mm

\$1,139

Aussie Black Box mounted on a trolley (not assembled)

S/code **\$1,424**

Aussie Black Box mounted on a trolley with 15m hose reel kit (not assembled)

S/code **\$2,007**

AUSSIE MONSOON 140 (Single phase electric blaster) Fast | Effective | Simple to use



NEW
STAINLESS
STEEL FRAME

- ◆ 'Big Berty' Bertolini triplex pump with 4 year warranty
- ◆ Heavy duty on-off switch with motor protection. Includes circuit breaker with thermal trip & short circuit protection in IP 65 enclosure with padlocking control.
- ◆ Heavy duty 4 pole, single phase slow speed motor with 15 amp plug
- ◆ Robust stainless steel frame & anti vib mounts
- ◆ Steel wheels with flat free tyres
- ◆ Detergent injection
- ◆ Pro accessories
- ◆ Optional Total Stop

Model	Monsoon 140
S/code	ABMONSS140
Pump pressure	2,000 (140 bar) psi
EWP with turbo	3,400 psi
Flow	9 lpm
Motor	240v 2.2kW
Pump speed	1450 rpm
Pump type	WBL917
Nozzle size	035
Accessories - Hose	8m R1 wire braid
Gun	AL13
Lance	Vario
Weight	52 kg
Boxed size with skid (lxwxh)	680 x 580 x 550 mm

\$2,500

NEW POCKET ROCKET Aussie Super Scud AB30 3,000 psi Honda blaster 4,785 psi EWP with FREE TURBO



3,000 PSI
from
\$2,078

NEW
STAINLESS
STEEL FRAME

- ◆ Genuine Honda ...3 year GX engine warranty
- ◆ 'Big Berty' Bertolini triplex pump with 4 year warranty
- ◆ Robust stainless steel frame with flat free tyres
- ◆ FREE Aussie safety protection kit
- ◆ FREE turbo lance
- ◆ Detergent injection (not with hose reel option)
- ◆ Pro accessories
- ◆ Hose reel version (FREE foamer included)

Model	Scud AB30
S/code	ABSS30/GX200
Pump pressure	3,000 psi(200 bar)
EWP with turbo	4,785 psi
Flow	10 lpm
Engine	Honda GX200
Horsepower	6.5HP
Pump speed	3200 rpm
Pump type	Bertolini triplex
Pump Model	WBXG3025
Nozzle size	030
Accessories - Hose	8m R2 wire braid
Gun	AL13
Lance	Vario
Turbo	M4021108007
Nozzle type	-
Weight with skid	45 kg
Boxed size with skid (lxwxh)	620 x 540 x 580 mm

\$2,078

AB30 with 15m hose reel kit & FREE foamer

S/code ABSS30/GX200HR **\$2,584**

ESSENTIAL ACCESSORIES SAVE TIME SAVE MONEY SAVE WATER

			Black Box	Monsoon 140	AB30	List price
1 Turbo lance	Increase the effective working pressure (EWP)	M4042100004	-	✓	-	\$157
2 Foamer	Spray detergents, & degreasers without the chemicals going through the pump	MPA25152612	✓	✓	✓	\$148
3 15" Flat surface cleaner & 700mm lance	Clean flat surfaces fast, leaving a streak free finish, suits horizontal or vertical cleaning	FNA80166 + FNA7103261	✓	✓	✓	\$329
4 Tele-wand	Ideal for reaching eaves & windows, fibreglass	AGPDLTG18	✓	✓	✓	\$431





5.1 HIGH PRESSURE COLD WATER BLASTERS

AUSSIE SCUD AB40-GT
 4,000 psi Premium Honda
 6,485 psi EWP with **FREE TURBO**



Want more?
FREE Blaster Blitz



AUSSIE SUPER SCUD
 3,000 psi & 4,000 psi ... The contractors choice



- ◆ 13HP Honda 3 year Honda GX engine warranty
- ◆ 'Big Bert' Bertolini triplex pump with 4 year warranty
- ◆ Roust stainless steel frame with flat free tyres
- ◆ FREE Aussie safety protection kit
- ◆ FREE turbo lance
- ◆ Detergent injection (not with hose reel option)
- ◆ Pro accessories

- ◆ 13HP Honda 3 year Honda GX engine warranty or Yanmar diesel with 2 year warranty
- ◆ 'Big Bert' Bertolini slow speed triplex pump with 4 year warranty
- ◆ Unique **Stainless Steel Scud** frame & anti vib mounts, steel wheels with flat free tyres
- ◆ FREE ASP (Aussie safety protection) kit
- ◆ Detergent injection
- ◆ Gearbox drive ... longer life
- ◆ Optional lifting/hose reel mount bar +\$170
- ◆ Easy fit 30m hose reel kit option ... +\$845

Model	Scud AB40
S/code	ABSS40-GT/GX390
Pump pressure	4,000 psi (275 bar)
EWP with turbo	6,485 psi
Flow	13 lpm
Engine	Honda GX390
Horsepower	13HP
Pump speed	3200 rpm
Pump type	Bertolini Triplex
Pump Model	TMG4035
Nozzle size	030
Accessories - Hose	10m R2 wire braid
Gun	AL55
Lance	Dual
Turbo	CTN310-030
Nozzle type	2 x Laser Cut
Weight with skid	75 kg
Boxed dim with skid LxWxH	1100 x 800 x 900 mm

\$3,542

AB40 with 30m hose & reel fitted

ABSS40-GTH/GX390HR

\$3,988

Model	Honda Petrol		Yanmar Diesel	
	Scud 350	Scud 400	Scud 350 YDE	Scud 400 YDE
S/code	ABSS350/GX390	ABSS400/GX390	ABSS350/L100E	ABSS400/L100E
Pump pressure	3,000 psi (200 bar)	4,000 psi (275 bar)	3,000 psi (200 bar)	4,000 psi (275 bar)
EWP with turbo	4,785 psi	6,485 psi	4,785 psi	6,485 psi
Flow	15 lpm	15 lpm	15 lpm	13 lpm
Engine	Honda GX390	Honda GX390	Yanmar L100	Yanmar L100
Horsepower	13HP	13HP	10HP	10HP
Pump speed	1450 rpm			
Pump type	Bertolini triplex			
Pump Model	TTL1520	TTL1330	TTL1520	TTL1330
Nozzle size	045	035	045	035
Accessories - Hose	10M R2 3/8" wire braid			
Gun	AL55			
Lance	700 mm dual			
Nozzle type	2 x Laser Cut nozzles			
Weight with skid	110 kg	110 kg	160 kg	160 kg
Boxed dim with skid LxWxH	1100 x 800 x 950 mm			

Recoil start

\$3,980

\$4,186

-

-

E start (E)

\$4,430

\$4,688

\$7,980

\$8,480


ESSENTIAL ACCESSORIES SAVE TIME SAVE MONEY SAVE WATER

			Scud 40	Scud 350	Scud 400	List price	
1	Turbo lance	Increase the effective working pressure (EWP)	CTN400-__	030	045	035	\$394
2	20" Flat surface cleaner	Clean flat surfaces fast, leaving a streak free finish	AGPDFSC20	✓	✓	✓	\$1,247
3	Tele-wand	Ideal for reaching eaves & windows, fibreglass	AGPDLTG18	✓	✓	✓	\$431
4	Drain cleaning kit	Clear chokes fast ... Converts a blaster into a jetter	ADRAINKIT	✓		✓	\$3,285





6.1 AG SPRAY PUMPS ... WIPE OUT WEEDS



Kappa 43/GX200

Versatile ... the essential farm sprayer

Note: Pressure and flow figures are expressed as pump maximums. Horsepower limitations may affect pressure/flow combinations.

Compact, **Honda** engine powered, high pressure sprayer kit, up to 1 ½ metre self priming with pressures from 40 bar to 50 bar, flows from 8 litres per minute to 153 litres per minute.

Yanmar diesel drive versions also available.

- Can be run dry
- Visual oil sight gauges

- Spot spraying
- Sheep jetting
- High pressure transfer
- Misting
- Machinery wash down
- Contract spraying
- Horticulture
- Viticulture
- Livestock clean up

Electric start option

*Battery extra for electric start models (QBATTERY \$165[†]gst)

- Self-priming operation
- Stainless steel check valves
- Large capacity oil bath crank cases with drain plugs for ease of maintenance
- Compatible with most fluids, including: liquid fertilizers, abrasive materials, suspension products, pesticides, de-icing materials and

- other hard to handle fluids.
- Max fluid temp 60° C
- One piece stainless steel diaphragm bolts
- Heavy duty Urethane diaphragms



Delta 125/GX390

HONDA PETROL ... 3 year GX engine warranty

Model	s/code	Honda Engine	No of diaphr	Flow (l/m)	Pressure	Regulator	Boxed Dim (LxWxH) mm	Weight (kg)	List price
KAPPA 43	SKAPPA43/GX200 (recoil start)	6.5 HP	3	44	40 bar (580 psi)	2-way outlet, gauge, by-pass	1100x800x900	52 [#]	\$2,926
DELTA 75	SDELTA75/GX390E (electric start)	13 HP	3	75	40 bar (580 psi)	3-way outlet, gauge, by-pass	1100x800x950	84 [#]	\$5,006*
DELTA 125	SDELTA125/GX390E (electric start)		5	125	40 bar (580 psi)		1100x800x950	94 [#]	\$6,271*
DELTA 151	SDELTA151/GX630E (electric start)	23HP	4	153	50 bar (710 psi)	2-way outlet, gauge, by-pass	1100x800x1130	180 [#]	\$11,248*

YANMAR DIESEL ... 2 year engine warranty

shipped on a skid, dimensions & weight include skid

Trolley option available

Model	s/code	Yanmar Engine	No of diaphr	Flow (l/m)	Pressure	Regulator	Boxed Dim (LxWxH) mm	Weight (kg)	List price
KAPPA 43	SKAPPA43/L48E (electric start)	4.8HP	3	44	40 bar (580 psi)	2-way outlet, gauge, by-pass	1100x800x950	65 [#]	\$6,906*
DELTA 75	SDELTA75/L100E (electric start)	10HP	3	75	40 bar (580 psi)	3-way outlet, gauge, by-pass	1100x800x950	120 [#]	\$8,303*
DELTA 125	SDELTA125/L100E (electric start)	10HP	5	125	30 bar (435 psi)		1100x800x950	130 [#]	\$8,835*

HYDRAULIC DRIVE - for flexible, remote installations

All Hydraulic kits include pump & hydraulic coupling , control units not included.

Model	No of diaphr	Flow (l/m)	Pressure	Recommended Control Unit	S/code	List price
DELTA 75	3	75	40 bar (580 psi)	DL3/40	SDELTA75/HYD	\$3,310
DELTA 125	5	125	40 bar (580 psi)	VRG150	SDELTA125/HYD	\$4,386
KAPPA 150	4	153	50 bar (725 psi)	VRG150	SKAPPA150/HYD	\$6,210

Suit Sauer Danfoss OMR & OMT series hydraulic motors

Pump Kits ... for engine drive applications

All kits include pump & gearbox , control units not included.



Build your own spray system Simply select your components






1. Spray unit (either hydraulic or engine drive)
2. Tank (Call for latest RapidSpray Catalogue)
3. Accessories ... hose, reels, gun etc (see page 47)


Model	No of diaphr	Flow (l/m)	Pressure	Suits engine	Recommended Control Unit	S/code	List price
KAPPA 43 ASSY	3	44	40 bar (580 psi)	GX200, 3/4" keyed Q shaft	DS3/40	SKAPPA43ASSY	\$2,103
DELTA 75 ASSY	3	73	40 bar (580 psi)	GX270, 1" keyed Q shaft	DS3/40	SDELTA75ASSY	\$3,827
DELTA 125 ASSY	5	125	40 bar (580 psi)	GX390, 1" keyed Q shaft	VRG150	SDELTA125ASSY	\$4,620
KAPPA 151ASSY	4	153	50 bar (725 psi)	GX690, 1" keyed Q shaft	VRG150	SKAPPA151ASSY	\$6,498



Ag spray accessories See page 47-48




6.2 AG SPRAY ACCESSORIES

Guns	Model	Pressure	Weight	Length	Description	S/code	List price
	Turbo 400	50 bar (725psi)	0.69	400mm	Swivel	SB26901165	\$169
	Spot 300	40 bar (580psi)	0.63	300mm		SB3590116	\$196
	Turbine Gun	60 bar (870psi)	1.6	600mm	Adjustable jet	SB7901103	\$321
	Gun & Lance	50 bar (725psi)		M29-300: 470mm		SBM29-300	\$96
				M29-500: 500mm		SBM29-500	\$125
	M27 Gun	30 bar (435psi)	0.32	300mm		SB279041	\$74

Hose, Reels & Kits	Model	S/code	Capacity	Hose	Description	List price
	Galvanised Hose Reel with locking pin	SHR-8/90L HOSE REEL	50 m	1/2"	90° brass swivel with brass grease nipple	\$612
		SHR10A HOSEREEL	25 m	3/4"		\$693
		SHR12B HOSEREEL	40 m	3/4"		\$729
		SHR12/90	100 m	3/8"		\$670
	Hose Reel with Hose & Turbo 400 Gun	SHOSEKIT1	30m	10mm	\$1,121	
		SHOSEKIT2	50m	10mm	\$1,551	
		SHOSEKIT3	100m	10mm	\$2,202	
	Hose Ag Chem	S2410001			10mm, per metre	\$16
		S2413001			13mm, per metre	\$21
		S2519001			19mm per metre	\$29
				Minimum length 10 metres		


Control Valves	S/code	Gauge	No of Outlets	LPM	GPM	bar	PSI	List price
DL Series - pump direct fit.	Model number denotes number outlets and pressure in bar							
	SDL2/20	√	2	120	32	20	290	\$330
	SDL3/20	√	3	120	32	20	290	\$330
	SDL4/20	√	4	120	32	20	290	\$330
	SDL2/30	√	2	120	32	30	435	\$282
	SDL2/40	√	2	120	32	40	580	\$372
	SDL3/40	√	3	120	32	40	580	\$372
	SDL4/40	√	4	120	32	40	580	\$372
DS Series - pump direct fit.	Model number denotes number outlets and pressure in bar							
	SDS3/20	√	3	100	27	20	290	\$364
	SDS3/40	√	3	100	27	40	580	\$372


ZX/LA Series (HIGH PRESSURE)


	SZX2/60	√	2	120	43	60	870	\$675
	SZX4/60	√	4	120	43	60	870	\$784
	SLA2/60	√	2	250	66	60	870	\$1,020
	SLA4/60	√	4	250	66	60	870	\$1,149



6.2 AG SPRAY ACCESSORIES CONTINUED

Brass Regulators	S/code	LPM	GPM	bar	PSI	List price
	SVRG150	150	40	60	870	\$549
	SVRG250	250	66	60	870	\$693

Gearboxes	Model	Description	Suits	S/code	List price
	44 26-5094-76	3/4" shaft (S151-3/4")		S4426509476	\$432
	44 25-5071.75	3/4" shaft (S160 3/4"GR)	KAPPA 43	S4425507175	\$883
	44 25-5082-75	3/4" shaft (S160 3/4"VAZ)	ZETA 85	SGEARREDS160VAZ	\$883
	44 27-5033 A4	1" shaft (M164 1"VA)	DELTA 75 / 125	S5033A4	\$1,064
	44 28-5034-B5	1" shaft (Kappa 150) (M162-1"VA)	KAPPA 151	S44285034B5	\$1,791

PTO Adaptors	S/code	Description	List price
	S4201770201	PTO Kit 1 3/8" 6 spline male to suit Kappa 30, 40 R070 with mounting brackets	\$193
	S42027753A6	PTO Kit 1 3/8" 6 spline male to suit Kappa 55, 65, 75, 100, 120, 125 and 15068	\$122
	S7201000522	PTO Kit 1 3/8" 6 spline male/female adaptor suit Kappas, RO pumps	\$167
	S4201770202	PTO Kit 1 3/8" 6 spline male adaptor to suit IOTA 17	\$249

6.3 "MUCK OFF" WASH & FLUSH SYSTEMS ... BIG VOLUME/PRESSURE



Kappa 125/ GX390 trolley frame

These units use Italian Udor diaphragm pumps that offer a combination of both **high flow and volume** that make them ideal for "wash and flush" applications like washing down muddy plant or washing livestock effluent from sheds or stock transporters.

- Top quality Udor diaphragm pump
- Self prime with auto reprime feature
- Large capacity oil bath in crankcase
- Multiple diaphragm design
- Honda petrol and Yanmar or Kohler diesel options
- Heavy duty frame with four big 13" steel wheels & flat free tyres or skid mounted

Note: Pressure and flow figures are expressed as pump maximums. Horsepower limitations may affect pressure/flow combinations.

Battery pack option

Battery pack extra \$165^{gst} for electric start models (QBATTERYPACK)



HONDA PETROL ... 3 year engine warranty

Model	Engine	HP	No of diaphr.	Flow (l/min)	Pump Pressure	Regulator	S/code	
DELTA 125 MO	HONDA GX390 recoil	13	5	125	40bar (568psi)	3-way outlet, gauge, by-pass	SDELTA 125/GX390MO	\$6,501
KAPPA 151 MO	HONDA GX690 electric start	28	5	150	50bar (725psi)	3-way outlet, gauge, by-pass	SMKAP150/GX690	\$12,394*

YANMAR DIESEL ... 2 YEAR ENGINE WARRANTY

Model	Engine	HP	No of diaphr.	Flow (l/min)	Pump Pressure	Regulator	S/code	
DELTA 75 YMO	YANMAR L100 electric start	10	3	75	40bar (568psi)	3-way outlet, gauge, by-pass	SMKDEL75/L100E	\$9,621*
DELTA 125 YMO	YANMAR L100 electric start	10	5	125	30bar (420psi)	3-way outlet, gauge, by-pass	SDEL125/L100EMO	\$10,172*
KAPPA 151 DMO	KOHLER electric start	23	5	150	50bar (725psi)	3-way outlet, gauge, by-pass	SMKAP150/KOH	\$25,167*

OPTIONAL ACCESSORIES

EASY ACCESSORY SELECTION

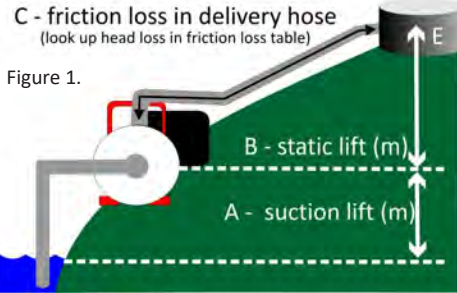
Kit 1—30 metres of delivery hose, 3/4" single wire braid, on heavy duty galvanised reel with brackets	\$1,121
Application kit, Turbo gun 30mm x 10mm chemical hose, chemical injection valve and hose	\$289

7. PUMP SELECTION GUIDE ... BUY THE RIGHT PUMP FOR YOUR JOB!

THE 3 BASIC RULES OF SELF PRIMING PUMPS

1. **Don't run dry**
2. **Don't pump rocks**
(ensure strainer is always fitted)
3. **Don't run with delivery line closed**
(pump dead-headed)

BASIC GUIDE TO FRICTION LOSS



The total head required of the pump is calculated by **adding** together the following

1. A - suction lift
2. B - static lift
3. C* - friction loss in delivery pipe
4. Add friction loss in suction pipe if long length used.
5. Friction loss in fittings ... allow about 5m head for an average number of fittings

*Use required flow rate at E in figure 1, pipe diameter and type to determine head loss per 100 metres of pipe in the friction loss tables. Multiply head loss by pipe length then divide by 100 to get C, friction loss in delivery pipe. Repeat for suction hose if long hose length used.

Use Aussie pump curves to determine required pump model.

For comprehensive friction loss tables contact the pipe & fittings manufacturers. For installation with spray lines and irrigation systems contact an irrigation specialist.

SELF PRIMING PUMPS: Aussie Quik-Prime pumps are of a self priming centrifugal design. They have excellent priming characteristics and don't need foot valves in order to prime. Almost all pumps in the range prime to in excess of 7 metres.

Self priming means that the operator does not have to fill the entire suction line before start up. Simply fill the pump casing with water and start the pump. The ejection of the water from the pump body creates a vacuum which, working in conjunction with atmospheric pressure, causes water to be drawn up the suction line.

SUCTION LINE:

- The entire suction line must be air tight.
- Avoid sharp bends
- Ensure that no part of the suction line is above pump level to prevent air locks.
- Always keep suction lift to the minimum.
- Suction lines must be large enough to minimise friction loss.
- Ensure strainer is submerged at least 1m

ENGINE RPM

Engines on the Aussie QP range are rated to 3600 rpm. For continuous service slow engine revs to 3000 rpm for better engine/pump life, pump performance will drop accordingly.

GOLDEN RULE

Operate pump at the best efficiency point 85% of total pump head.

HIGH HEAD PUMPS (FIRE PUMPS, SL & SX SERIES)

Aussie Pumps recommends the installation of a non return valve in delivery line to prevent the weight of the water in the discharge line returning to the pump body when the water flow is suddenly stopped, i.e. ball valve suddenly closed.

Friction loss table ...

Refer to pipe manufacturer for other options including Green Line (Rural B). Select pipe with an ID at least one size larger than the pump inlet & outlet

Rqd flow rate l/m	Polyethylene Pipe (Metric Blue Line) PN10 (PE80), PN12.5 (PE100) BASED ON as 4130					
	Head loss m/100m					
	OD ... 40mm ID ... 33.8mm	50mm 42.3mm	63mm 53.3mm	75mm 63.6mm	110mm 93.3mm	
6	0.26					
12	0.52	0.09				
18	0.86	0.18	0.06			
24	1.28	0.30	0.10			
30	1.76	0.44	0.15			
36	2.31	0.60	0.20			
42	2.92	0.79	0.26	0.11		
48	3.59	1.00	0.33	0.14		
54	4.33	1.23	0.41	0.18		
60	5.98	1.48	0.49	0.21		
72	7.87	2.05	0.68	0.29		
84	9.98	2.69	0.89	0.38	0.06	
96	12.32	3.41	1.13	0.49	0.08	
108	14.88	4.21	1.39	0.60	0.10	
120	22.20	5.08	1.68	0.72	0.12	
150	30.81	7.56	2.50	1.07	0.17	
180	40.69	10.48	3.46	1.48	0.24	
210	51.80	13.82	4.55	1.95	0.31	
240	64.11	17.58	5.78	2.48	0.40	
270	77.62	21.73	7.14	3.06	0.49	
300		26.29	8.63	3.70	0.59	
330		31.23	10.25	4.39	0.70	
360		36.56	11.99	5.13	0.82	
390		42.27	13.85	5.92	0.94	
420		48.35	15.84	6.77	1.07	
450		54.81	17.94	7.67	1.22	
480		61.64	20.17	8.61	1.36	
510			22.51	9.61	1.52	
540			24.97	10.66	1.69	
570			27.54	11.75	1.86	
600			30.23	12.89	2.04	
660			35.95	15.32	2.42	
720			42.12	17.95	2.83	
780			48.74	20.75	3.27	
840			55.79	23.75	3.74	
900				26.92	4.23	
960				30.28	4.76	
1080				37.54	5.89	
1200				45.50	7.13	
1320					8.48	
1440					9.93	
1560					11.49	
1680					13.15	
1800					14.91	
2100					19.75	
2400					25.23	

HYDRAULIC SHOCK

Suddenly starting or stopping the water flow by operating a shut off valve can cause severe water hammer or hydraulic shock . This can result in burst pump casings and pipes and these are not covered by warranty.

A pressure relief valve is recommended to assist with pump protection against pressure spikes, however it is good practice to close valves slowly to reduce the risk of hydraulic shock.

Need help with pump selection?

Call Aussie pumps or your local Aussie gold dealer, Or check the web, aussiepumps.com.au, it's easy.

Rqd flow rate l/m	PVC pipe PN12 Based on AS/NZS 1447-1996					
	Head loss m/100m					
	Nom bore ID ...	25 29.6mm	32 37.3mm	50 53.5mm	80 78.8mm	100 101.5mm
6		0.15				
12		0.49	0.16			
18		0.98	0.33	0.06		
24		1.62	0.54	0.10		
30		2.40	0.80	0.14		
36		3.31	1.10	0.20		
42		4.34	1.44	0.26		
48		5.50	1.82	0.33		
54		6.77	2.24	0.40	0.06	
60		8.16	2.70	0.48	0.08	
72		11.29	3.74	0.67	0.11	
84		14.86	4.91	0.88	0.14	
96		18.87	6.23	1.11	0.18	0.05
108		23.29	7.68	1.37	0.22	0.06
120			9.27	1.65	0.26	0.08
150			13.83	2.45	0.39	0.12
180			19.18	3.40	0.53	0.16
210				4.47	0.70	0.21
240				5.68	0.89	0.26
270				7.02	1.10	0.33
300				8.49	1.32	0.39
330				10.07	1.57	0.47
360				11.78	1.83	0.55
390				13.62	2.12	0.63
420				15.57	2.42	0.72
450				17.63	2.74	0.81
480				19.82	3.07	0.91
510				22.12	3.43	1.02
540				24.54	3.80	1.13
570				27.06	4.19	1.24
600				29.71	4.59	1.36
660					5.46	1.62
720					6.39	1.89
780					7.38	2.18
840					8.44	2.49
900					9.56	2.82
960					10.75	3.17
1080					13.32	3.93
1200					16.13	4.75
1320						5.65
1440						6.62
1560						7.65
1680						8.76
1800						9.93
2100						13.15

NOTE: For good practice, to minimise water hammer, it's recommended that water velocity is kept below 1.5m/s. Pink areas in tables show where this velocity has been exceeded

8. PUMP TROUBLE SHOOTING GUIDE ... GET BACK IN ACTION FAST

Symptoms	Cause	Action
Suction failure	Air leak in suction line	Check o-rings, hose and couplings
	Pump not properly primed	Prime pump correctly, fill pump body & refit priming plug
	Speed too low or head too high	Consult pump specialist
	Blocked suction	Unblock suction strainer
	Excessive suction lift	Check pump specification
Reduced performance	Air pockets or small air leaks in suction line	Locate and correct
	Obstruction in suction line or impeller	Remove obstruction
	Insufficient submergence of the suction pipe	Increase submersion of strainer
	Excessively worn impeller or wear ring	Replace impeller and/or wear ring
	Excessive suction lift	Check pump specification
Engine or motor overload	Wrong direction of rotation	Refer to installation instructions
	Speed higher than planned	Reduce speed
	Liquid specific gravity too high	Check pump specification
	Liquid handled of greater viscosity than water	Check pump specification
	Too large an impeller diameter	Trim impeller
	Low voltage	Consult power supplier
Excessive noise /vibration	Stress in pipe connection to pump	Support piping properly
	Misalignment	Align all rotating parts
	Excessive suction lift	Consult pump specialist
	Material lodged in impeller	Dislodge obstruction
	Worn bearings	Replace bearings
	Impeller screw loose or broken	Replace
	Cavitation (improper suction design)	Check flow not impeded, i.e. strainer blocked, gate valve part closed etc. Check duty point of application matches pump specs.
	Wrong direction of rotation	Refer to installation instructions
Premature bearing failure	Engine mounts deteriorated	Replace mounts, protect from fuel spills
	Misalignment	Align all rotating parts
	Suction or discharge pipe not properly supported	Correct supports
	Bent shaft	Replace shaft
	Water or contaminates entering bearings	Protect pump from environment
	Lubrication to bearings not adequate	Check manual
Electric motor failure	Wrong type of lubrication	Check manual
	High or low voltage	Check voltage with voltage metre
	High electric surge	Monitor voltage and consult power supplier
	Poor electric connection	Turn power off, clean and check connections
	Overloads	Check amperage. Do not exceed nameplate full load amperage
	Bearing failure	Change bearings in motor
	Cooling vent plugged (rodent, leaves, dirt, etc.)	Install proper screens
Moisture or water in motor	Protect pump from environment	

Need more assistance with your pump trouble-shooting? ...
Call Aussie or your local Aussie dealer

For blaster troubleshooting ...
check out Blaster Blitz 6

AUSSIE PUMPS' GENERAL TERMS OF SALE

GENERAL: Aussie Pump's general terms of sale represent a statement of contracts to supply equipment between Australian Pump Industries Pty Ltd and its customers.

Prices

- Prices printed in the Aussie Pumps price list are current at date of issue and are subject to change without notice. Prices charged will be those ruling at the date of delivery.
- All retail prices quoted are recommendations only. There is no obligation to comply with these recommendations.
- The validity of any quote given by Aussie Pumps will be 30 calendar days unless stated otherwise in the quotation. We reserve the right to withdraw quotations in writing before the end of the validity period.

Special Construction Products

- Pump sets, pressure cleaners or sprayers, or any other product, not listed as a standard product in the price list may be manufactured by Aussie Pumps against specific customer order and specification. These units are not eligible for return under the stock swap program.
- It is the purchaser's responsibility to satisfy itself of the suitability of any special order products being built by Aussie Pumps for the buyer's purpose based on the information provided by Aussie Pumps in its quotation.
- Special orders as described above are irrevocable and not subject to cancellation or deferment.
- Warranties applicable to special order products as described above are the same as that which applies to all standard Aussie Pumps product, other than for those items supplied to Aussie Pumps by third parties for which Aussie Pumps will assign the original supplier's warranty to the buyer of the "special order product".

Goods Returned Policy

- Return of goods for credit will not be accepted without our prior written approval. There is no obligation on the part of Australian Pump to accept goods returned for credit without prior approval. Return authority label must be attached to outside of box. Return is conditional upon the products being returned;
 - Freight prepaid in unused condition and in original packaging. Obsolete products are not eligible for return.
 - Products returned for credit must be unsoiled, undamaged, in resalable condition and not more than 12 months old.
 - All returned products must be accompanied by a copy of the original delivery docket.
 - A written statement including the original invoice number, the date of purchase and full reasons for the return.
- Credit value of the goods returned will be at the absolute discretion of Aussie Pumps and will be limited to the original amount invoiced for that product. A restocking charge, the amount of which shall be at the absolute discretion of Aussie Pumps but will be not less than 25% of the original price of the product, will be applied to cover restock, repackaging, documentation and administration charges.

Incorrectly Supplied, Missing or Damaged Goods

- Aussie Pumps must be notified, in writing, within three (3) working days of delivery of any goods incorrectly supplied so that prompt replacement with the correct products can be arranged.
- All deliveries should be inspected for missing or damaged goods before the buyer signs for the goods. Missing or damaged goods should be noted on the consignment note. Any claims for missing goods or for products supplied in damaged condition must be reported to Aussie Pumps, in writing, within three (3) working days for the claim to be considered. N.B. Our terms are ex works. Claims for damage in transit will not be considered.

Warranty

- All Aussie Pumps products are guaranteed to be free from faulty workmanship or material as detailed in the warranty card supplied with each product and as detailed in the operator's manual that is supplied with the goods.
- All engine warranty** claims should be made directly to the service agent for the engine manufacturer and warranty is subject to their terms & conditions.
- Federal battery warranty** is covered by Ryde Batteries, 1300 133 980. Call to find their nearest nominated agent.
- Repairs carried out** by Aussie Pumps Service Division on products outside the guarantee period are guaranteed to be free of faulty workmanship or material for a period of three (3) months after the repair.
- Warranty** is deemed to apply to failures due to faulty workmanship or materials and does not apply to fair wear and tear, improper installation or application, the user's failure to carry out maintenance, or as a result of the product's use for purposes for which it was not designed.
- Aussie Pumps is not liable for any loss of profit or consequential or indirect special loss arising from defects in any of its products.
- Aussie Pumps will not be liable for damage or injury of any kind whatsoever arising directly or indirectly from product defects.
- Aussie Pumps' liability under the terms of the company's guarantee or warranty is limited to any one of the following:
 - replacement of the product with a suitable equivalent
 - repair of the product
 - return of the product for refund of purchase price
 - payment for the cost of having the product repaired
 - supply of replacement services
 - payment of the cost of having services supplied again
- Aussie Pumps reserves the right to choose the lowest cost option of the above.

N.B. All prices are ex works Castle Hill warehouse. If purchaser chooses to use our carrier insurance is purchaser's responsibility. We do offer freight insurance at 2% of the value of the goods shipped.

DEMONSTRATION/FIELD DAY STOCK - In the event that goods are loaned to a customer for demonstration or display, the customer is responsible for return of the goods in **BRAND NEW CONDITION**. Any parts, labour or packaging required to put the loaned items back into brand new condition will be charged to the customer at normal rates.

N.B. The customer is deemed to be the person / customer to whom Australian Pump Industries loans the goods.

Due to our program of continuous product development Australian Pump reserves the right to alter specifications without notice.

Note:

Our goods come with guarantees that cannot be excluded under the Australian Consumer Law. You are entitled to a replacement or refund for a major failure and for compensation for any other reasonably foreseeable loss or damage. You are also entitled to have the goods repaired or replaced if the goods fail to be of acceptable quality and the failure does not amount to a major failure.

The benefits under the Aussie Pump warranty are in addition to other rights under Australian Consumer Law.

Due to our program of continuous product development the manufacturer reserves the right to alter specifications without notice.

Aussie Pumps



Reliable Products ... Reliable People

Australian Pump Industries Pty Ltd

7 Gladstone Road, Castle Hill NSW 2154

Ph: (02) 8865 3500 Fax: (02) 9894 4240

aussiepumps.com.au | info@aussiepumps.com.au

All prices exclude GST & are recommended prices only. Freight, insurance, pre-delivery & installation costs are excluded. Prices effective from 1/07/21 but are subject to change without notice. All items have been included in good faith based on our knowledge of product availability at the time of publication. Australian Pump reserves the right to change specifications & prices without notice.



Quality
ISO 9001



Proudly distributed by

