



Product Review

Smallco Broadcap Fund

ISSUE DATE 29-09-2021

About this Review

ASSET CLASS REVIEWED	AUSTRALIAN EQUITIES
SECTOR REVIEWED	AUSTRALIAN LARGE CAP
SUB SECTOR REVIEWED	GROWTH
TOTAL FUNDS RATED	30

About this Fund

ASIC RG240 CLASSIFIED	NO
FUND REVIEWED	SMALLCO BROADCAP FUND
APIR CODE	ASC0003AU
PDS OBJECTIVE	TO ACHIEVE RETURNS 5% P.A. ABOVE THE S&P/ASX 300 ACCUMULATION INDEX AFTER FEES ON A ROLLING THREE-YEAR BASIS
INTERNAL OBJECTIVE	SAME AS PDS OBJECTIVE
STATED RISK OBJECTIVE	INFORMATION RATIO GREATER THAN ONE OVER ROLLING THREE-YEAR PERIODS
DISTRIBUTION FREQUENCY	ANNUALLY
FUND SIZE	\$237M (AUGUST 2021)
FUND INCEPTION	31-07-2008
MANAGEMENT COSTS	1.2% P.A.
PERFORMANCE FEE	15% (OF ANY OUTPERFORMANCE ABOVE THE BENCHMARK)
RESPONSIBLE ENTITY	SMALLCO INVESTMENT MANAGER LIMITED

About the Fund Manager

FUND MANAGER	SMALLCO INVESTMENT MANAGER LIMITED
OWNERSHIP	100% STAFF OWNED
ASSETS MANAGED IN THIS SECTOR	\$1BN (AUGUST 2021)
YEARS MANAGING THIS ASSET CLASS	21

Investment Team

PORTFOLIO MANAGER	ANDREW HOKIN
INVESTMENT TEAM SIZE	7
INVESTMENT TEAM TURNOVER	LOW
STRUCTURE / LOCATION	CENTRALISED / SYDNEY

Investment process

STYLE	GARP
MARKET CAPITALISATION BIAS	ALL-CAP
BENCHMARK	S&P/ASX 300 ACCUMULATION INDEX
TYPICAL NUMBER OF STOCKS	20 - 30
STOCK LIMITS	MAXIMUM 15% AT COST / 20% AT CURRENT VALUATION
SECTOR / INDUSTRY LIMITS	EXPOSURE TO AT LEAST FOUR GICS SECTORS

Fund rating history

SEPTEMBER 2021	HIGHLY RECOMMENDED
AUGUST 2020	HIGHLY RECOMMENDED
SEPTEMBER 2019	HIGHLY RECOMMENDED

What this Rating means

The 'Highly Recommended' rating indicates that Lonsec has very strong conviction the financial product can generate risk adjusted returns in line with relevant objectives. The financial product is considered a preferred entry point to this asset class or strategy.

Strengths

- Boutique investment culture supported by strong alignment with high equity ownership among key investment personnel.
- Quality investment team led by well-regarded Portfolio Manager Andrew Hokin, who possesses considerable experience in small and mid-cap investing.
- Disciplined approach to capacity management, having previously closed the Fund to investors when capacity was reached.
- Strong track record of outperformance since inception.

Weaknesses

- The total fee load of the Fund is expensive relative to peers.
- While noting the Fund's outperformance since inception, the persistently elevated cash holding has been a drag on performance.

Fund Risk Characteristics

	LOW	MODERATE	HIGH
BUSINESS SUSTAINABILITY RISK			●
CAPITAL VOLATILITY			●
SECURITY CONCENTRATION RISK			●
SECURITY LIQUIDITY RISK		●	

Risk categories are based on Lonsec's qualitative opinion of the risks inherent in the financial product's asset class and the risks relative to other financial products in the relevant Lonsec sector universe.

BIometrics

Aggregated risks

	1	2	3	4	5	6	7
STD RISK MEASURE						●	

A Standard Risk Measure score of 6 equates to a Risk Label of 'High' and an estimated number of negative annual returns over any 20 year period of 4 to less than 6. This is a measure of expected frequency (not magnitude) of capital losses, calculated in accordance with ASFA/FSC guidelines.

	LOW	MODERATE	HIGH
RISK TO INCOME		●	

ANALYST: MATTHEW TURNBULL | APPROVED BY: HONG HON

Smallco Broadcap Fund

ISSUE DATE 29-09-2021

Features and benefits

	LOW	MODERATE	HIGH
COMPLEXITY		●	
ESG	●		

Fee profile

	LOW	MODERATE	HIGH
FEES VS. UNIVERSE			●
FEES VS. ASSET CLASS			●
FEES VS. SUB-SECTOR			●

Fee BIometrics are a function of expected total fee as a percentage of expected total return.

What is this Fund?

- The Smallco Broadcap Fund (the 'Fund') is a concentrated, benchmark unaware Australian equity product. The Fund has an all-cap approach with focus on smaller market capitalisation companies and the flexibility to hold up to 50% in cash. The Fund aims to outperform the S&P/ASX 300 Accumulation Index (the 'Benchmark') by 5% p.a. (before fees) over rolling three-year periods.
- Smallco Investment Manager Limited (the 'Manager') believes it can source investment opportunities with above-average return potential by conducting rigorous fundamental analysis into a company's earnings and cash generation abilities, management quality, and industry characteristics. The Manager prefers to use bottom-up analysis as opposed to 'top-down' macroeconomic research to identify investment opportunities.
- Despite the all-cap approach, the Manager has a focus on smaller market capitalisation companies, believing there are greater inefficiencies within this segment of the market. The Fund has typically held between 25-40% of the portfolio in companies with market capitalisation less than \$1bn.
- The Fund generally avoids stocks with more cyclical earnings such as retail, building materials and resources. However, there may be occasions where it will make investments in cyclical stocks based on a top-down view. It also avoids companies with embryonic business models (e.g. biotechnology) believing that earnings are too difficult to forecast.
- The Fund can hold up to 50% of the portfolio in cash. The allocation is primarily driven by the unavailability of attractive investment opportunities (i.e. limited opportunities would warrant a higher cash weight).
- As per the PDS dated 20 April 2020, the fee disclosure for the Fund is as follows – management fee of 1.20% p.a. The Fund also charges a performance fee of 15% of any outperformance of the Benchmark above the previous high water mark. During the financial year ended 30 June 2021, the net transaction costs for the Fund were estimated at 0.08% of the NAV of the Fund. Net transaction costs are costs incurred in managing the fund (including explicit and implicit costs of buying and selling assets, the cost of hedging/protection strategies and/or when there are applications or redemptions of fund units by investors) that are not covered by the buy/sell spread. Buy/sell spreads are subject to change depending on market conditions. Refer to the Manager for current buy/sell spreads.

- Lonsec also has research coverage of the Smallco Investment Fund (APIR code: ASC0001AU), which is managed utilising a consistent investment process to the Fund. However, it also has the ability to short and gear, thus charges a higher management cost and performance fee.

Using this Fund

This is General Advice only and should be read in conjunction with the Disclaimer, Disclosure and Warning on the final page.

- The Fund is a long-only Australian equity product, which will be invested in the Australian equity market. Investors should be aware that returns may vary materially from traditional equities indices and other more benchmark aware Australian equity products. Lonsec considers it suitable for blending with other Australian equity strategies including style biased, long/short and absolute return products. Lonsec recommends that equity investments are suitable for investors with an investment time horizon of at least five years.
- The Fund is subject to equity market risks, and movements (both positive and negative) in the prices of the underlying securities will impact the portfolio. Investors should therefore be aware of and comfortable with the potential for the Fund to experience periods of negative returns, which result in capital losses being incurred on their investment. As such, the Fund will generally sit within the growth component of a diversified investment portfolio.

Suggested Lonsec risk profile suitability

SECURE	DEFENSIVE	CONSERVATIVE	BALANCED	GROWTH	HIGH GROWTH
	●	●	●	●	●

For guidance on appropriate asset allocations and risk profiles, refer to the latest Lonsec Strategic Asset Allocation Review and Risk Profile Definitions on our website.

Changes Since Previous Lonsec Review

- There have been no material changes to the investment process since Lonsec's previous review.

Lonsec Opinion of this Fund

People and resources

- The investment team comprises seven investment professionals, of which three of the most senior members had previously worked alongside each other at ANZ Securities. While the team tends to adopt a collective decision-making philosophy, Andrew Hokin is the named Portfolio Manager of the Fund and ultimately accountable for its performance.
- Lonsec observed Hokin to have made a strong contribution to bringing appropriate technical knowledge on both the market and stocks to his portfolio management duties. In Lonsec's view, Hokin has also been instrumental in strengthening the rigour of the Manager's investment process, particularly through the introduction of the improved Quality Rating System assessment. Hokin appears highly motivated and is viewed as a key attraction of the Fund.

ANALYST: MATTHEW TURNBULL | APPROVED BY: HONG HON

Smallco Broadcap Fund

ISSUE DATE 29-09-2021

- Hokin sits alongside the six remaining members of the investment team, namely Rob Hopkins, Bill Ryan, Craig Miller, Paul Graham, Adam Simpson and Han Xu. The investment team exhibits notable co-tenure working together at the Manager and/or at other investment management firms. Pleasingly, there have been no departures from the investment team since inception of the firm in 2000.
- Lonsec has observed a highly performance-driven culture at the firm, one which to date has proven to be conducive to a stable environment with a clear alignment of interests between the investment team and end investors. Hopkins and Ryan remain large equity owners and pleasingly, equity have been afforded to other investment team members, serving to strengthen their engagement with the firm. Additionally, there is a high level of co-investment among staff and the performance fee structure further aligns their interests.
- Key person risk is considered to be high in Hokin, and extends to co-founders Hopkins and Ryan given their integral involvement in the Manager's investment process and broader business. That said, Lonsec acknowledges the equity ownership structure to be a significant mitigating factor, while also noting Hokin's tenure at the firm. Nonetheless, Lonsec would view the departure of these individuals to be a material event.

Research and portfolio construction

- The Manager's investment philosophy is centred on identifying companies that are likely to exceed consensus earnings estimates in the medium-term given pricing inefficiencies are likely to be more prevalent in smaller market capitalisation names. This leads the Manager to seek out a core group of undervalued quality companies through criteria that favour companies with high cash generation ability, attractive earnings outlooks and strong competitive advantages. This is supplemented by opportunistic value ideas where a six to 12 month re-rating trigger exists. Lonsec believes the Manager has demonstrated an investment edge in companies with a market capitalisation between \$100-500m.
- The investment process is considered to be pragmatic and bespoke to the Manager's philosophy through a focus on understanding the key drivers of earnings. Engagement with company management features prominently and underpins the internal research effort, with two investment team members attending each meeting. Lonsec highlights the strong emphasis placed on meeting with company management, believing this to be conducive to high conviction, concentrated approaches. Lonsec has reviewed the Manager for a number of years and developed strong conviction in the Manager's bottom-up research process.
- The Manager also leverages sell-side research in the preliminary stages of the investment process, primarily to expedite the process of familiarisation with new companies and industries. Lonsec notes, however, internally generated research is the driver of investment decisions. Valuation is based on a range of multiples-based tools that are forecasted over a three-year investment horizon. The Manager's dual coverage approach to stocks extends to financial modelling and is considered to promote robustness in challenging key inputs into the models and assist in proving/disproving investment theses. Lonsec considers the approach to be a positive and encourages procedural rigour to the investment process.
- Portfolio construction is consultative but ultimately led by Hokin who is responsible for constructing a portfolio reflecting the Manager's highest conviction ideas. Portfolio construction is primarily driven by the Manager's Quality Rating System to aid in limiting exposure to lower quality names that are trading at attractive prices. Lonsec considers the portfolio construction process to be robust, with a clear link between the team's conviction in each stock, the assessment of its risk and its weight within the portfolio.
- The Fund can exhibit a high degree of concentration at individual stock and sector levels, with up to 15% of the portfolio invested in a single stock. While this limit is infrequently fully utilised, Lonsec has observed instances where the Fund has been more aggressive in building up positions relative to peers.
- Positions are trimmed as they approach the Manager's assessment of their intrinsic value, and typically sold when they surpass their predicted valuation or there is a negative change in the company's fundamentals. However, Lonsec notes the flexibility around sell discipline with the Manager previously exhibiting a tendency to tolerate holding growth stocks with high valuations if their fundamental growth story remains intact. Notwithstanding, Lonsec considers the Manager to be more pragmatic in reducing positions as they approach the investment team's predicted valuation relative to some of its peers, and is more active in selling positions judged to be lower quality and/or with more cyclical earnings.
- The Fund's ability to hold up to 50% in cash adds a defensive tilt to the portfolio, and is utilised when investment opportunities are not readily available. The Fund's cash balance has averaged around 20% since Lonsec's previous review, and the Manager has demonstrated in the past its ability to utilise the extent of its cash limit (e.g. during the GFC). Nonetheless, Lonsec notes that the persistently high cash weight has been a drag on performance since inception and, although Lonsec has been encouraged by the Manager's disciplined approach to capacity management, may be an indication of capacity/liquidity concerns.

ESG integration

- The Manager has articulated a commitment to and belief in ESG. While the Manager has not provide evidence demonstrating the commitment (such as proxy voting policies and reporting), Lonsec notes the Manager's Non-Executive Director Michael Walsh has had two decades working in ethical/ESG investing, and Hopkins has implemented and continues to guide the Manager's mild ethical overlay. The Manager also advised it has donated capacity to the Future Generation Fund, which has contributed a significant amount to social investment. Accordingly, Lonsec has assessed the Manager's commitment to be in line with peers.

ANALYST: MATTHEW TURNBULL | APPROVED BY: HONG HON

Smallco Broadcap Fund

ISSUE DATE 29-09-2021

- Furthermore, while there was some evidence of ESG integration within the investment process, the Manager had no observable approach to the collection or use of ESG data. The Manager has however provided examples where it has demonstrated a high barrier to investing for businesses and/or management teams that have questionable backgrounds. Additionally, Lonsec notes the Manager has implemented a mild ethical overlay in the Smallco Investment Fund that excludes investment in companies with a principal business activity in alcohol, armaments, gambling and tobacco. Overall, Lonsec considers the level of ESG integration within this Fund to be LOW relative to peers.

Risk management

- Lonsec believes the Manager has adequate risk controls in place to manage the portfolio, although notes that risk management is largely embedded within the Manager's bottom-up investment process.
- The Fund's design means there are minimal formal portfolio risk limits, in line with other high conviction peers. The potential stock concentration in the Fund is high with a single stock being up to 20% (at current valuation) of the portfolio. Furthermore, exposure to any one sector can be significant, although closely monitored by the Manager. Portfolio risk limits comprise at least four GICS sectors with a maximum of 20% (soft).
- The Manager's Quality Rating System assigns a score to each stock in the portfolio from which a weighted average quality rating is calculated for the Fund. An internal portfolio construction rule requires the Fund to meet a minimum quality score. Lonsec believes the use of these scores assist the Manager to avoid unintended risk within the portfolio, enhances sell discipline, and ensures exposure to lower quality and cyclical stocks are controlled.
- The Fund also employs a separate 25% limit on total exposure to what are assessed as lower quality companies. The Manager has a relatively broad definition of what constitutes lower quality, which includes most non-major resource and mining service stocks, and companies that are considered to be in structurally impaired industries. Additionally, the Fund can invest up to 30% of the portfolio in stocks that are deemed to be illiquid. While Lonsec considers the allocation to be generous, these are consistent with the Manager's tight capacity management.

Funds under management

- Firm-wide FUM as at 31 August 2021 was approximately \$1bn, including \$237m in the Fund. In April 2020, the Manager reopened both the Fund and Smallco Investment Fund to new and existing investors.
- Historically, Lonsec has observed prudent discipline by the Manager in relation to capacity management, having previously closed the Fund to investors when capacity was reached. Pleasingly, the Manager has continued to demonstrate prudent judgement through the Fund's reopening. Lonsec is supportive of the Manager's discipline, which should help preserve the Fund's appeal.

Performance

- The Fund aims to outperform the S&P/ASX 300 Accumulation Index by 5% p.a. (before fees) over rolling three-year periods. As at 31 August 2021, the Fund has slightly underperformed this objective, delivering 3% net excess returns. Over the five year period ending 31 August 2021, the Fund returned 13.7% p.a., outperforming the Benchmark and Lonsec peer group median by 2.7% p.a. and 1.9% p.a. respectively on a net of fee basis.
- The Fund's nearer term performance has very solid, delivering a net return of 39% over the past 12 months to 31 August 2021, outperforming both the Benchmark and Lonsec peer group median by 10.4% and 10.1% respectively. This outperformance aligns with the Manager's longer term track record, returning 19.5% p.a. (net) over the past 10 years, significantly outperforming both the Benchmark and Lonsec peer group median by 9.2% p.a. and 7.5% p.a. respectively.
- Lonsec notes that the Fund has not achieved its risk objective of maintaining an Information Ratio greater than one over rolling three-year periods, with a ratio of 0.25 as at 31 August 2021. However, the Fund has achieved its risk objective over a rolling 10-year period, with a ratio of 1.08, which is notably higher than the peer group median of 0.55.

Overall

- Lonsec has maintained the Fund's **'Highly Recommended'** rating at its most recent review. Supporting the rating is Lonsec's strong conviction in the capability and investment skill of Portfolio Manager Andrew Hokin, who is supported by a high quality investment team with notable co-tenure. Furthermore, the Manager has continued to demonstrate prudent discipline in relation to capacity management, which serves to preserve the Fund's investment appeal.
- Detracting from the rating somewhat is the Fund's total fee load which is expensive among peers.

People and Resources

Corporate overview

Smallco Investment Manager Limited is a boutique funds management firm based in Sydney. The firm was founded in April 2000 by Rob Hopkins and Bill Ryan, and remains privately owned by senior members of the investment team. The firm specialises in managing small and mid-cap Australian Equity strategies, with \$1bn of FUM (as at 31 August 2021) across three strategies – the Smallco Investment Fund, Smallco Broadcap Fund and a family office mandate.

ANALYST: MATTHEW TURNBULL | APPROVED BY: HONG HON

Smallco Broadcap Fund

ISSUE DATE 29-09-2021

Size and experience

NAME	POSITION	EXPERIENCE INDUSTRY / FIRM
ROB HOPKINS	MANAGING DIRECTOR	35 / 20
BILL RYAN	PORTFOLIO MANAGER	25 / 20
CRAIG MILLER	PORTFOLIO MANAGER	15 / 15
ANDREW HOKIN	PORTFOLIO MANAGER	26 / 13
PAUL GRAHAM	PORTFOLIO MANAGER	26 / 6
ADAM SIMPSON	PORTFOLIO MANAGER	18 / 3
HAN XU	PORTFOLIO MANAGER	13 / 2

The investment team comprises seven investment professionals with an average 22 years of investment experience. The team is led by Managing Director Rob Hopkins and Executive Director Bill Ryan.

Hopkins with 35 years of industry experience has previously led small companies research at brokerage firms Macquarie Equities, BT Alex Brown, ANZ Securities and Macintosh Securities. Ryan with 25 years of industry experience previously worked at ANZ Securities.

Hokin with 26 years of industry experience has been with the Manager since July 2007 and previously worked at brokerage firms Day Cutten and Macquarie Securities.

Team structure

The Fund is managed by Hokin, while Hopkins manages the Smallco Investment Fund. Craig Miller, Paul Graham, Adam Simpson and Han Xu are responsible for research and providing support to the portfolio managers. Miller also serves as the firm's day-to-day business manager.

Remuneration / Alignment of interests

All key investment professionals have either equity ownership or profit share arrangements. Additionally, there is a high level of co-investment among staff.

Research Approach

Overview

RESEARCH PHILOSOPHY	FUNDAMENTAL, BOTTOM-UP
TARGET COMPANY	COMPANIES WHICH ARE LIKELY TO EXCEED CONSENSUS EARNINGS EXPECTATIONS OR OUT OF FAVOUR
MINIMUM MARKET CAPITALISATION	\$100M (SOFT)
NUMBER OF STOCKS IN MANAGER'S UNIVERSE	500
NUMBER OF STOCKS FULLY MODELLED/RESEARCHED	115
RESEARCH INPUTS	COMPANY MEETINGS (MANAGEMENT, COMPETITORS, SUPPLIERS), INDUSTRY ANALYSIS
BROKER RESEARCH	USED TO SUPPLEMENT INTERNAL RESEARCH
VALUATION OVERVIEW	PRICE-TO-EARNINGS RATIO, EBIT/EBITDA AND PRICE-TO-CASHFLOW MULTIPLES

Universe filtering

The investment universe is initially screened for a minimum market capitalisation of \$100m. The Manager then applies a Porter-style Quality Rating System filter with each stock reviewed and assigns a numerical rating (between 0 to 10) based on its quality and cyclicity. The refined investment universe comprises approximately 115 stocks, which are considered candidates for further bottom-up, fundamental research.

The Manager will typically underweight resource stocks, biotechnology companies and companies with cyclical earnings.

Research approach

Meetings with company management form part of the bottom-up research process with the aim of identifying companies likely to exceed consensus earnings estimates. Company meetings provide a forum to prove/disprove the investment thesis with two members of the investment team assigned to each stock in the refined universe.

Top-down and macroeconomic analysis does not feature heavily in the investment process, and is rather used as a feedback mechanism to assist in concentrating the Manager's bottom-up research effort.

Valuation

The valuation process is comprised of an amalgamation of multiples-based accounting ratios such as Price-to-Earnings ratio, and EBIT/EBITDA and Price-to-Cashflow multiples. Multiple accounting ratios are implemented to compare a company's current trading price against the Manager's assessment of its intrinsic value.

Portfolio Construction

Overview

FUND BENCHMARK	S&P/ASX 300 ACCUMULATION INDEX
INTERNAL RETURN OBJECTIVE	TO OUTPERFORM THE BENCHMARK BY 5% P.A. (AFTER FEES) OVER ROLLING THREE-YEAR PERIODS
INTERNAL RISK OBJECTIVE	INFORMATION RATIO GREATER THAN ONE OVER ROLLING THREE-YEAR PERIODS
PORTFOLIO MANAGEMENT APPROACH	BENCHMARK UNAWARE, CONCENTRATED
INVESTMENT STYLE	GARP
PORTFOLIO DECISION MAKING	PORTFOLIO MANAGER CONSENSUS
STOCK SELECTION	BOTTOM-UP
TOP-DOWN INFLUENCE	MINOR CONSIDERATION
MARKET CAPITALISATION BIAS	ALL-CAP
TYPICAL NUMBER OF HOLDINGS	20 - 30
EXPECTED PORTFOLIO TURNOVER	20% P.A.
OBSERVED ACTIVE SHARE	80.6% (AUGUST 2021)
PORTFOLIO EXPOSURE IN TOP 10 HOLDINGS	48.9% (AUGUST 2021)

Decision making

Portfolio construction is the responsibility of Hokin. However, given the collective decision making philosophy, consensus views will also have some influence on positioning. The Manager aims to construct a portfolio with 20-30 of the most attractive stocks (primarily based on current discount to valuation) as identified during the research phase, while taking into account the portfolio risk limits.

Position sizing is primarily at the discretion of Hokin, with sizing dependent on a company's discount to its intrinsic value and score from the proprietary Quality Rating System. Additional factors considered in position sizing include the Fund and stocks' liquidity, risk of sustained capital loss, and likely investment outcomes. In general, positions of 3%, 5% or 7% will be implemented, with the ability of a position to extend up to 15% (at cost) and 20% (at current valuation).

ANALYST: MATTHEW TURNBULL | APPROVED BY: HONG HON

Smallco Broadcap Fund

ISSUE DATE 29-09-2021

Buy and sell drivers

At a high level, stocks that trade below the Manager's assessment of their intrinsic value, combined with sound company management, high cash generation ability, strong competitive position and attractive earnings outlook are candidates for portfolio inclusion. Conversely, stocks are sold when they reach the Manager's predicted valuation or if there is a negative change in the company's fundamentals.

Risk Management

Risk limits

SEPARATE INVESTMENT RISK MONITORING	NO
STOCK LIMITS	MAXIMUM 15% AT COST / 20% AT CURRENT VALUATION
SECTOR / INDUSTRY LIMITS	EXPOSURE TO AT LEAST FOUR GICS SECTORS
CASH LIMIT	MAXIMUM 50%
USE OF DERIVATIVES	NOT PERMITTED

The Fund is managed with a broad range of risk limits at the stock and sector level in absolute terms. Position sizes are limited to 15% of the portfolio at cost, to a maximum of 20% at current valuation. Sector exposures comprise at least four GICS sectors with a maximum of 20% (soft).

Other limits implemented include restricting the exposure to securities deemed illiquid to a maximum 30% of the portfolio and limiting exposure to companies with a market capitalisation below \$1bn to 40% of the portfolio.

Risk monitoring

The Manager monitors a range of performance metrics, including quarterly attribution relative to the Benchmark. Diversification, risk, quality, cyclicity and liquidity controls in place are monitored daily.

Fund performance and positions with respect to its risk parameters are formally considered at the quarterly board meeting where, in particular, diversification at the stock and sector level, and liquidity are considered.

Risks

An investment in the Fund carries a number of standard investment risks associated with investment markets. These include performance, liquidity, counterparty, market and tax risks. These and other risks are outlined in the PDS and should be read in full and understood by potential investors. Lonsec considers the following to be the major risks:

Equity market risk

Investments in equity markets are subject to numerous factors which may have an impact on the performance of an investment (both positive and negative). Unexpected changes in economic, technological, structural, regulatory or political conditions can have an impact on the returns of all investments within a particular market.

Liquidity risk

The Fund may encounter difficulties or be unable to sell some of its asset due to factors specific to that investment or prevailing market conditions. It may also potentially result in delays in processing, or even the suspension of redemptions if some of its assets are unable to be sold.

ANALYST: MATTHEW TURNBULL | APPROVED BY: HONG HON

Smallco Broadcap Fund

ISSUE DATE 29-09-2021

Quantitative Performance Analysis - annualised after-fee % returns (at 31-8-2021)

Performance metrics

	1 YR		3 YR		5 YR		10 YR	
	FUND	PEER MEDIAN	FUND	PEER MEDIAN	FUND	PEER MEDIAN	FUND	PEER MEDIAN
PERFORMANCE (% PA)	39.03	28.96	13.09	11.93	13.70	11.81	19.49	11.98
STANDARD DEVIATION (% PA)	13.46	10.35	24.18	17.38	19.33	14.14	16.09	13.52
EXCESS RETURN (% PA)	10.44	0.81	2.96	1.89	2.65	0.72	9.22	1.67
OUTPERFORMANCE RATIO (% PA)	41.67	50.00	44.44	50.00	50.00	50.00	64.17	55.00
WORST DRAWDOWN (%)	-1.59	-3.09	-28.63	-24.84	-28.63	-24.84	-28.63	-24.84
TIME TO RECOVERY (MTHS)	1	2	7	8	7	8	7	8
SHARPE RATIO	2.90	2.90	0.51	0.64	0.65	0.74	1.08	0.72
INFORMATION RATIO	1.25	0.16	0.25	0.25	0.25	0.25	1.08	0.55
TRACKING ERROR (% PA)	8.34	4.56	11.87	3.95	10.38	3.54	8.58	3.30

PRODUCT: SMALLCO BROADCAP FUND

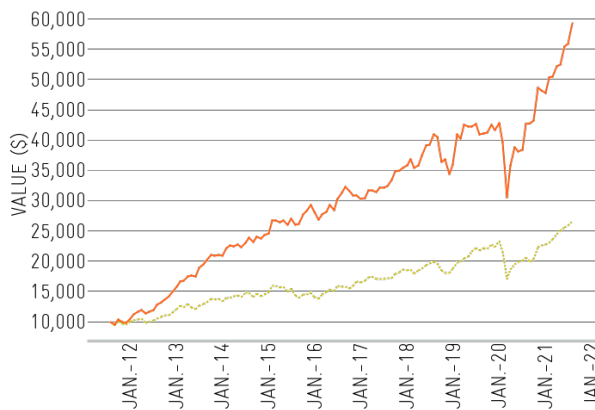
LONSEC PEER GROUP: AUSTRALIAN EQUITIES - AUSTRALIAN LARGE CAP - GROWTH

PRODUCT BENCHMARK: S&P/ASX 300 TR INDEX AUD

CASH BENCHMARK: BLOOMBERG AUSBOND BANK BILL INDEX AUD

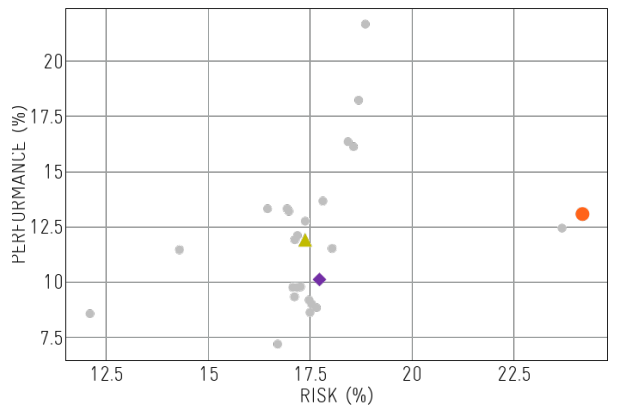
TIME TO RECOVERY: NR - NOT RECOVERED, DASH - NO DRAWDOWN DURING PERIOD

Growth of \$10,000 over 10 years



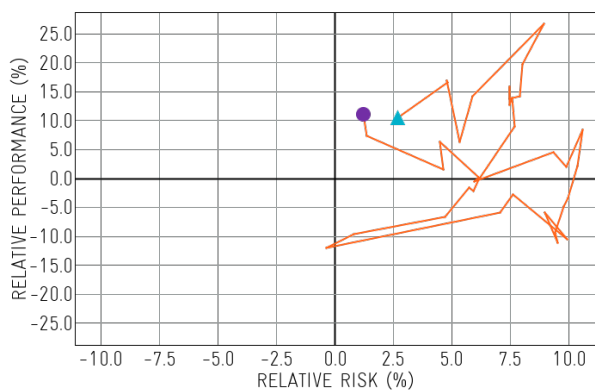
— SMALLCO BROADCAP FUND
 - - - S&P/ASX 300 TR INDEX AUD

Risk-return chart over three years



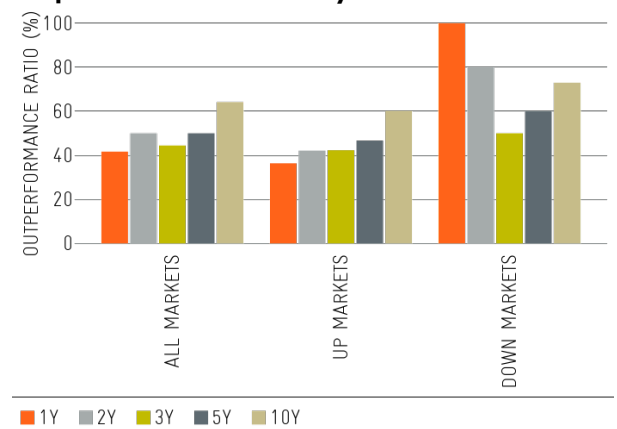
● SMALLCO BROADCAP FUND
 ◆ S&P/ASX 300 TR INDEX AUD
 ▲ PEER MEDIAN
 ● PEERS

Snail trail



● START (08-2018) ▲ END (08-2021)

Outperformance consistency



■ 1Y ■ 2Y ■ 3Y ■ 5Y ■ 10Y

ANALYST: MATTHEW TURNBULL | APPROVED BY: HONG HON

Smallco Broadcap Fund

Glossary

Total return 'Top line' actual return, after fees
Excess return Return in excess of the benchmark return
Standard deviation Volatility of monthly Absolute Returns
Tracking error Volatility of monthly Excess Returns against the benchmark (the Standard Deviation of monthly Excess Returns)
Sharpe ratio Absolute reward for absolute risk taken (outperformance of the risk free return (Bank Bills) / Standard Deviation)
Information ratio Relative reward for relative risk taken (Excess Returns / Tracking Error)
Worst drawdown The worst cumulative loss ('peak to trough') experienced over the period assessed
Time to recovery The number of months taken to recover the Worst Drawdown
Snail Trail A trailing 12-month relative performance and relative risk measurement over the benchmark. The trail is generated using a 12-month rolling window over the specified period

About Lonsec

Lonsec Research Pty Ltd (Lonsec) is an investment research house with specialist areas of expertise, that was originally established in 1994 and the current entity was registered on 23 June 2011. From 1 July 2011, Lonsec became a fully owned subsidiary of Lonsec Fiscal Holdings Pty Ltd, a privately owned entity with a multi-brand strategy of providing leading financial services research and investment execution. Lonsec believes that professional financial advisers need informed opinions on the best investment strategies and financial products to provide real value for their clients. To meet this need, Lonsec has in place an experienced research team, which draws on a robust research process to undertake in-depth assessment of managed fund products.

Analyst Disclosure and Certification

Analyst remuneration is not linked to the research or rating outcome. Where financial products are mentioned, the Analyst(s) may hold the financial product(s) referred to in this document, but Lonsec considers such holdings not to be sufficiently material to compromise the rating or advice. Analyst holdings may change during the life of this document. The Analyst(s) certify that the views expressed in this document accurately reflect their personal, professional opinion about the matters and financial product(s) to which this document refers.

LONSEC STRONGLY RECOMMENDS THIS DOCUMENT BE READ IN CONJUNCTION WITH THE RELEVANT PRODUCT DISCLOSURE STATEMENT. IMPORTANT NOTICE: Issued by Lonsec Research Pty Ltd ABN 11 151 658 561 AFSL 421 445 (Lonsec). Lonsec receives a fee from the fund manager or financial product issuer(s) for researching the financial product(s), using objective criteria and for services including research subscriptions. Lonsec's fee is not linked to the rating(s) outcome. Lonsec Investment Solutions Pty Ltd ABN 95 608 837 583 CAR (CAR: 001236821) of Lonsec receives fees under separate arrangement for providing investment consulting advice to clients, which includes model portfolios, approved product lists and other financial advice and may receive fees from this fund manager or financial product issuer for providing investment consulting services. Refer to the Conflicts of Interest Statement at: Lonsec.com.au/important-documents Lonsec does not hold the financial product(s) referred to in this document. Lonsec's representatives and/or their associates may hold the financial product(s) referred to in this document, but details of these holdings are not known to the Analyst(s). **Warnings:** In line with industry practice returns may be estimated, to access verified returns please refer to the product provider. Past performance is not a reliable indicator of future performance. Any advice is General Advice based on the investment merits of the financial product(s) alone, without considering the investment objectives, financial situation and particular needs of any particular person. It is not a recommendation to purchase, redeem or sell the relevant financial product(s). Before making an investment decision the reader must consider his or her financial circumstances or seek personal financial advice on its appropriateness. Read the Product Disclosure Statement for each financial product before making any decision about whether to acquire a financial product. Lonsec's research process relies upon the participation of the fund manager or financial product issuer(s). Should the fund manager or financial product issuer(s) no longer participate in Lonsec's research process, Lonsec reserves the right to withdraw the document at any time and discontinue future coverage. The product rated in this publication may have related financial products or be associated with other financial products and platforms. The rating may only be applied to the financial product outlined in this publication at first instance, seek professional advice before you make an investment decision on related or associated financial products and platforms. You should be aware that the mandate, fees, underlying investments, the issuers of the related and associated financial products and platforms may be different from the financial product specified in this publication. **Disclaimer:** This document is for the exclusive use of the person to whom it is provided by Lonsec and must not be used or relied upon by any other person. No representation, warranty or undertaking is given or made in relation to the accuracy or completeness of the information presented in this document, which is drawn from public information not verified by Lonsec. Financial conclusions, ratings and advice are reasonably held at the time of completion but subject to change without notice. Lonsec assumes no obligation to update this document following publication. Except for any liability which cannot be excluded, Lonsec, its directors, officers, employees and agents disclaim all liability for any error or inaccuracy in, misstatement or omission from, this document or any loss or damage suffered by the reader or any other person as a consequence of relying upon it. ©2021 Lonsec. All rights reserved. This report may also contain third party material that is subject to copyright. To the extent that copyright subsists in a third party it remains with the original owner and permission may be required to reuse the material. Any unauthorised reproduction of this information is prohibited.