

TRANSFER™ v2 ADD-ON

ONE BIKE

ASSEMBLY

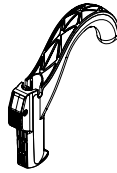
Parts



(2) M6 x 60 Flathead



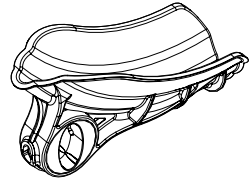
(2) M6 Nut



(1) Tire Hook



(1) Tire Hook Arm



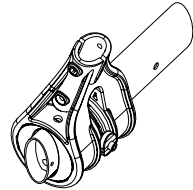
(1) Front Tire Cradle



(1) Locator Bolt



(2) Spacer



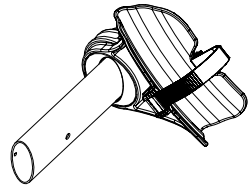
(1) Driver-Side Assembly



(2) M8 x 350



(2) M8 x 255



(1) Passenger-Side Assembly

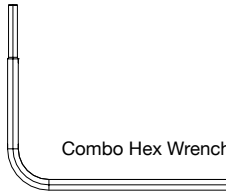
Tools



2.5mm Allen Key



4mm Allen Key



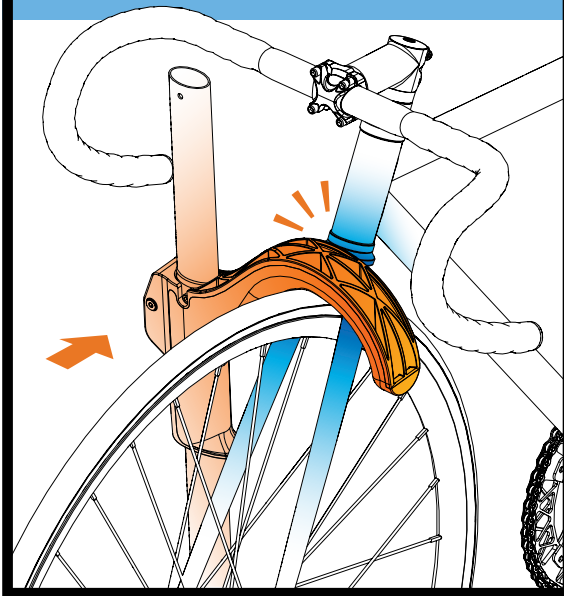
Combo Hex Wrench



IMPORTANT

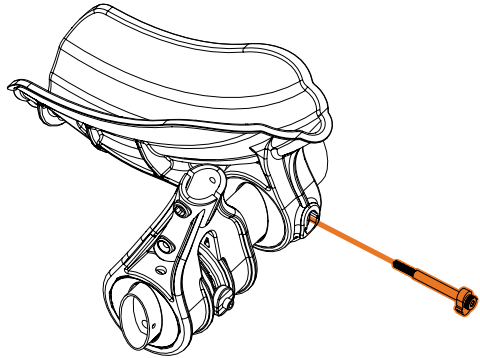
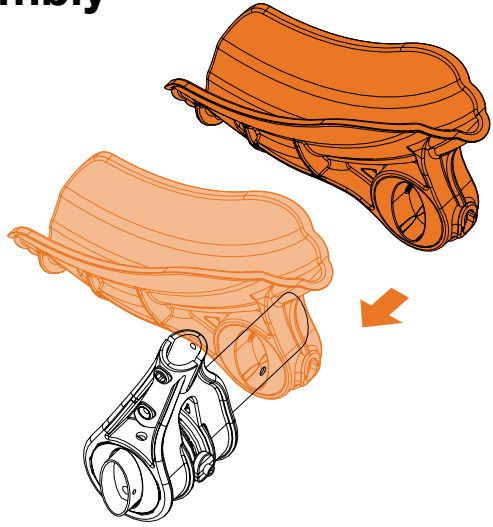
When loading a bicycle, ensure tire hook is placed as close to the bicycle fork as possible.

Placing the tire hook further away increases the risk of bicycle becoming unsecured in the rack, which may result in falling and damage.

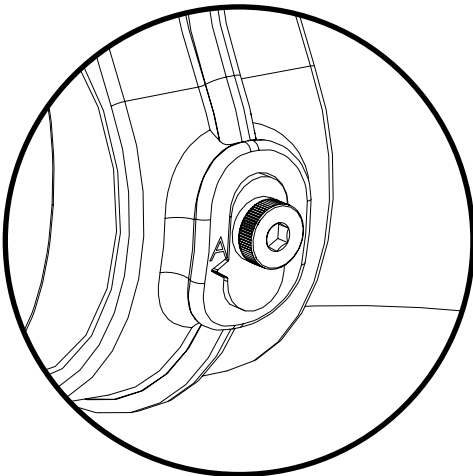


Driver-Side Assembly

- 1 Slide **Front Tire Cradle** into position.



- 2 Install **Locator Bolt** in Position A as shown.

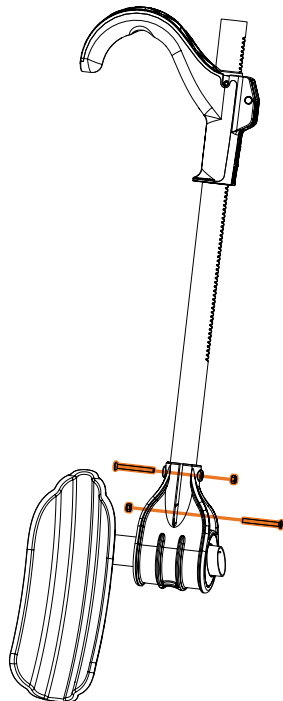
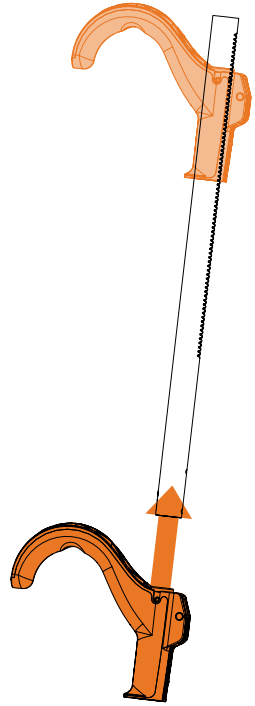


Tire Hook Arm Assembly

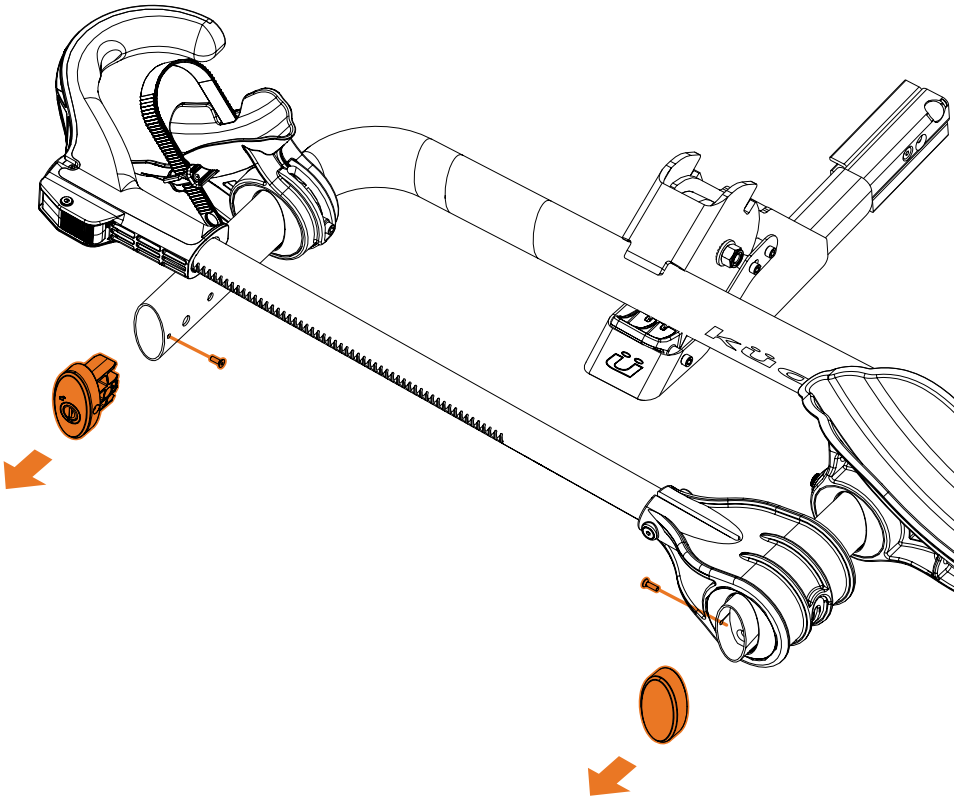
3 Push button on handle and slide **Tire Hook** up the **Tire Hook Arm** from the bottom.

4 Insert arm into **Arm Knuckle**.

5 Install (2) **M6 x 60 Flathead bolts** and (2) **M6 nuts**.



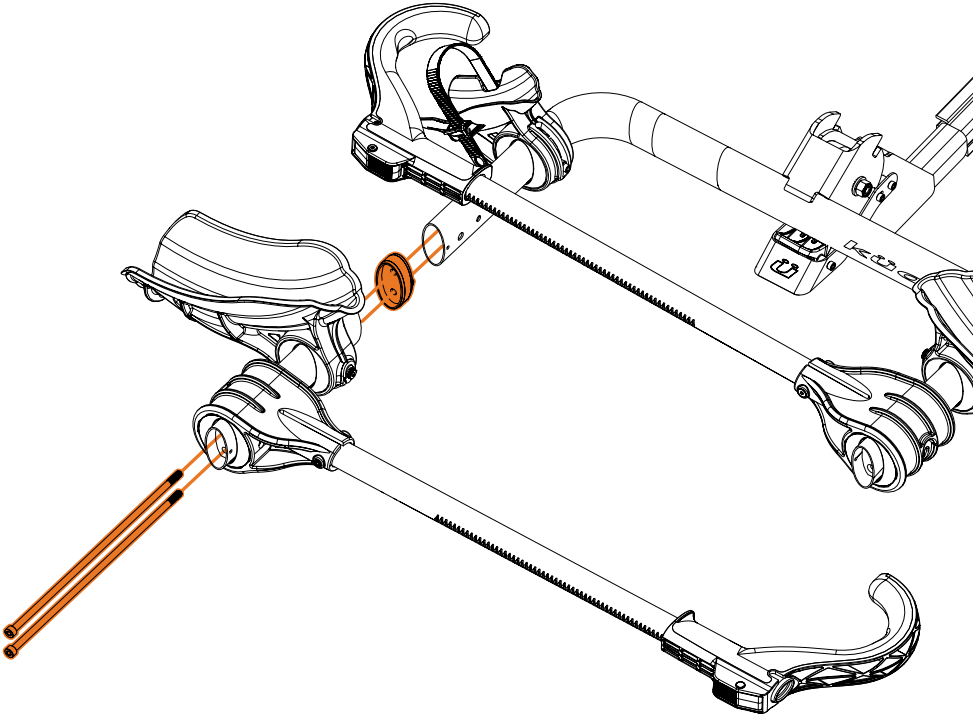
Endcap Removal



- 6 Remove (2) **M4 x 12 Flathead** bolts from driver-side and passenger-side **Endcaps**.

Remove **Endcaps** and set aside.

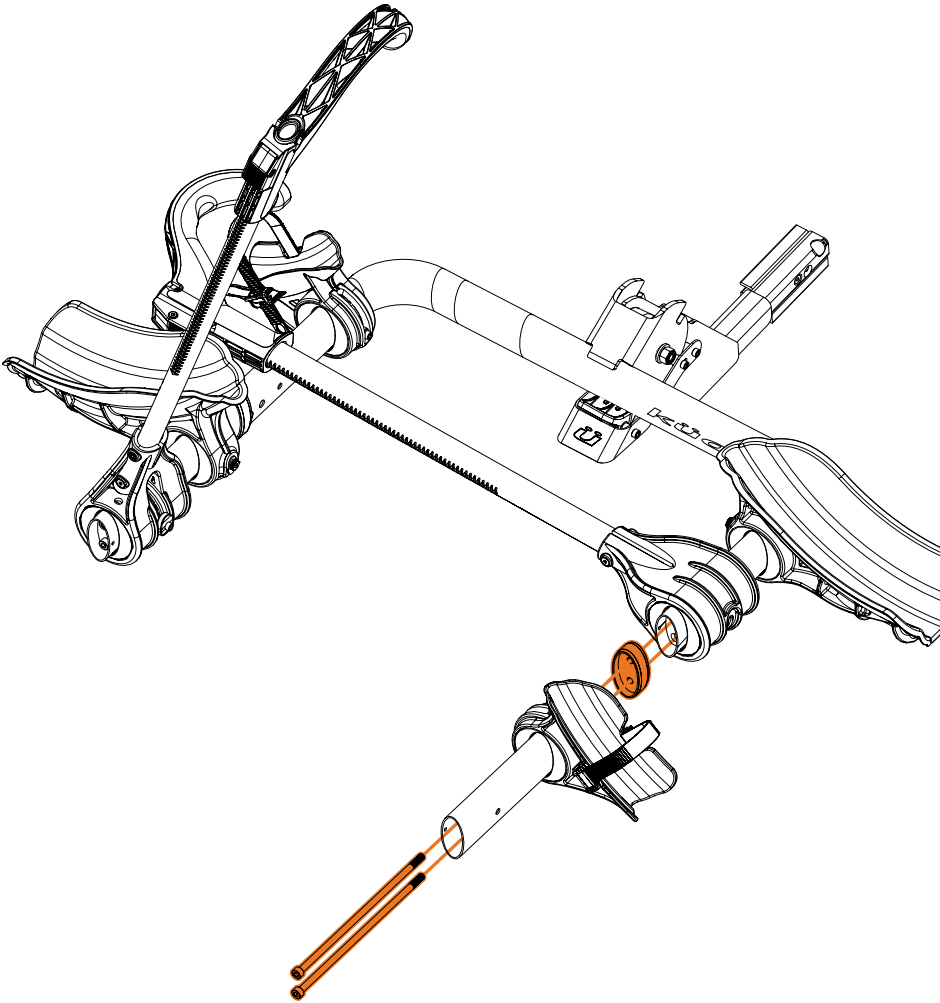
Driver-Side Assembly Installation



- 7 Attach Driver-Side Assembly to your rack using (2) **M8 x 350** bolts and **Spacer**.

Alternate tightening each bolt to ensure a secure, even fit.

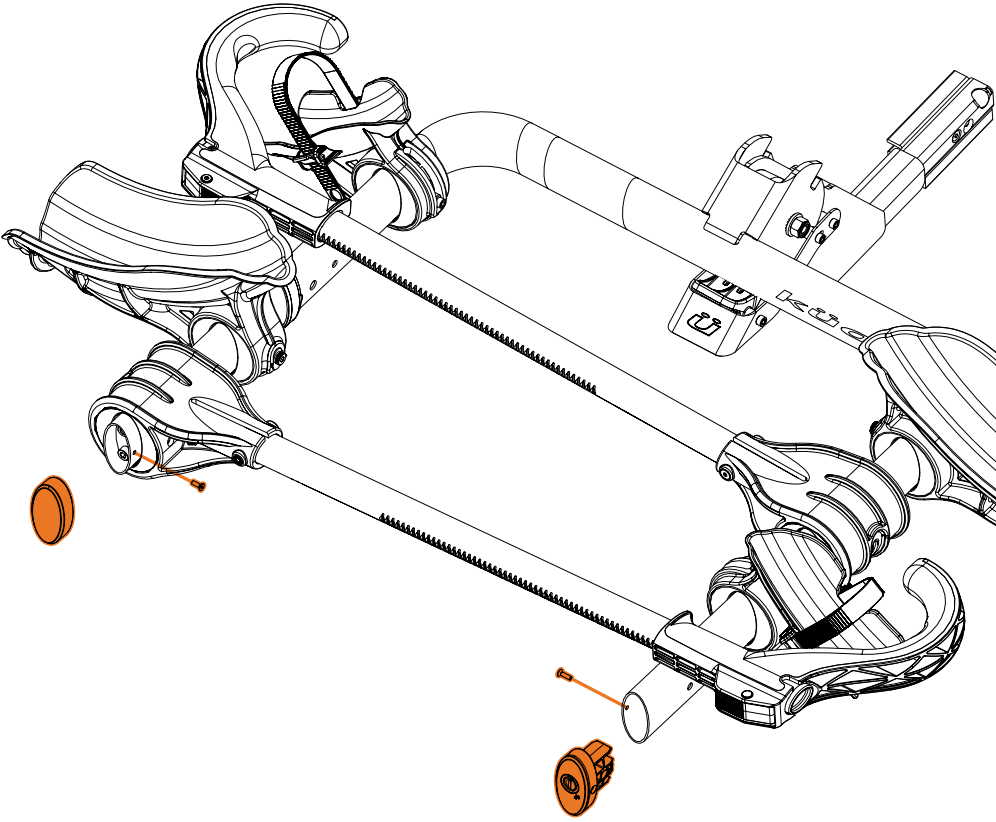
Passenger-Side Assembly Installation



- 8 Attach Passenger-Side Assembly to your rack using (2) **M8 x 255** bolts and **Spacer**.

Alternate tightening each bolt to ensure a secure, even fit.

Reinstall Tray Endcaps



9 Reinstall Endcaps using the original (2) **M4 x 12 Flathead** bolts.

! Locking Side Endcap on the Passenger-Side, upside down.
Non-Locking Side Endcap now installs to the Driver-Side.

Küat Rack Warnings

ONE BIKE ADD-ON

TRANSFER™ v2

Number Of Bikes

+1

Weight Per Bike

40 lb
18.2kg

Max Wheelbase

50 in
1270 mm

Max Tire Width

5 in
127 mm

WARNINGS

- Follow instructions for proper assembly, installation and use.
- Check tightness of all bolts and screws periodically.
- Make sure rack and vehicle receiver are in working condition before each use.
- Only use Küat hitch extenders with this product.
- Place front tire ratchet arm as close to front fork as possible.
- Do not use front tire bicycle fenders with this product.
- Do not exceed the bicycle or weight limits intended for this rack.
- Rack weight capacity drops to 40lbs/bike when used with any Transfer V2 base rack.
- Do not use rack off road. (Rough, washed out, boulder-and-rut-strewn backroads)
 - Smooth gravel roads are not considered off-road.
- Do not use tarps, rain covers or wind covers with this product.
- Do not take through automatic car wash.
- Drive responsibly.
- In June 2024, Kuat issued a voluntary recall of all Transfer v2 racks with Batch IDs 2045 through 2414. Please visit www.kuat.com/recalls to ensure your Transfer v2 rack has been permanently repaired if it was among the affected racks.

If you have questions or problems, please contact Küat Racks directly by calling toll free 1(877)822-KUAT, or by email: info@kuatracks.com

ADVERTENCIAS

- Siga las instrucciones para un montaje, instalación y uso adecuados.
- Compruebe periódicamente la estanqueidad de todos los pernos y tornillos.
- Asegúrese de que el estante y el receptor del vehículo estén funcionando antes de cada uso.
- Utilice únicamente extensores de enganche Küat con este producto.
- Coloque el brazo de trinquete del neumático delantero lo más cerca posible de la horquilla delantera.
- No utilice guardabarros delanteros para bicicletas con este producto.
- No exceda los límites de bicicleta o peso destinados a esta parrilla.
- No utilice el bastidor Off-Road *. (* Caminos en bruto, deslavados, llenos de rocas y surcos)
 - Los caminos de grava lisa no se consideran fuera de carretera.
- No use lonas, cubiertas para la lluvia o cubiertas para el viento con este producto.
- No realice el lavado automático de automóviles.
- Conduzca responsablemente.
- En junio de 2024, Kuat emitió un retiro voluntario de todos los bastidores Transfer v2 con ID de lote del 2045 al 2414. Visite www.kuat.com/recalls para asegurarse de que su bastidor Transfer v2 haya sido reparado permanentemente si se encontraba entre los bastidores afectados.

AVERTISSEMENTS

- Suivez les instructions pour un assemblage, une installation et une utilisation appropriés.
- Vérifiez régulièrement le serrage de tous les boulons et vis.
- Assurez-vous que le support et le récepteur du véhicule sont en état de marche avant chaque utilisation.
- Utilisez uniquement des rallonges d'attelage Küat avec ce produit.
- Placer le bras de cliquet du pneu avant le plus près possible de la fourche avant.
- N'utilisez pas d'ailes de vélo avant avec ce produit.
- Ne dépassez pas les limites de vélo ou de poids prévues pour ce support.
- N'utilisez pas le rack Off-Road *. (* Routes rugueuses, délavées, parsemées de rochers et d'ornières)
 - Les routes de gravier lisses ne sont pas considérées comme hors route.
- N'utilisez pas de bâches, de housses de pluie ou de vent avec ce produit.
- Ne passez pas au lave-auto automatique.
- Conduisez de manière responsable.
- En juin 2024, Kuat a émis un rappel volontaire de tous les racks Transfer v2 portant les ID de lot 2045 à 2414. Veuillez visiter www.kuat.com/recalls pour vous assurer que votre rack Transfer v2 a été réparé de manière permanente s'il faisait partie des racks concernés.

NO WORRIES LIMITED WARRANTY

We stand behind our products, and our customer service reps are waiting to help you out if you have any problems with your product. Our limited warranty covers your purchase for three years. You can review our limited warranty at our website or call customer service at the number below if you have questions or need a repair, replacement, or refund

Questions or comments?

Drop us an email or call us directly!

kuat.com | info@kuat.com | **877.822.5828**

Küat RV Compatibility Warning

Küat's receiver hitch-mounted bicycle racks may be used with some recreational vehicles (RVs) as described below. Many types of RVs subject the rack and bicycles on it to high forces and extreme movements. As a result, Küat does not recommend using our receiver hitch-mounted products on RVs that will likely expose the rack to unacceptable conditions.

Küat's standard warranty will cover use of any of its 2-inch receiver hitch-mounted bicycle racks on motorhomes (as defined in 49 C.F.R. 571.3) satisfying all of the following requirements:

- 1) The receiver hitch is directly attached to the motorhome chassis, not just to the bumper;
- 2) The rear-most point of the receiver hitch where the bicycle rack will be attached is no more than 64 inches from the rear axle of the motorhome; and
- 3) The vehicle is a class B type motorhome as described below.

Class B type motorhomes are commonly known as van conversions and comprise a completed van-type vehicle which has been altered to provide temporary living quarters. Class B type motorhomes have a gross vehicle weight rating of 10,000 lbs or less.

In addition, the 2-inch receiver Transfer™ v2 and the 2-inch receiver Piston™ Pro X may be used on RVs (both motorhomes and trailers) satisfying all of the following requirements:

- 1) The receiver hitch is directly attached to the RV chassis, not just to the bumper; and
- 2) The bicycle rack is in the 2-bike configuration with no add-on unit attached.

Please check the Warnings section of the User Guide for load weight limits applicable to your rack when used on an RV. Lower weight limits may apply.

Even if the conditions above are met, any RV may be operated in a way that will expose Küat's products to conditions that they are not designed to handle. The operator of the RV is responsible to operate the RV in a manner that will not overload the rack, such as by excessive speed over rough roads or speed bumps, rapid turning movements, driving the RV over changes in gradient that will bring the rack in contact with the ground, or other similar actions.

kuat[®]

1.877.822.5828

info@kuat.com

kuat.com

v.3