

Keimo



Why? How? But ...



Why? How? But ...







Keimo

Empowering curious minds.

DEMO



Region 1 Northeast: 1,515 New England: 1,024 Mid-Atlantic: 491	Region 2 Midwest: 7,421 East North Central: 5,775 West North Central: 1,646
Region 3 South: 22,550 South Atlantic: 13,444 East South Central: 8,042 West South Central: 1,064	Region 4 West: 5,018 Mountain: 4,654 Pacific: 364
Estimated National Teacher Vacancy: 36,504	

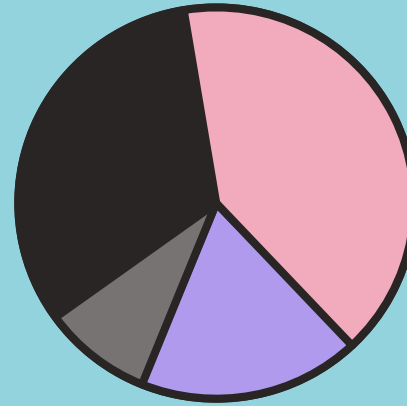


Who Needs This?

- **Children 6-12yo.**
 - **25 million** in US 2023 (U.S. Census Bureau)
 - **Neurodivergent children** struggling in a system not made for their ways of learning.
- **Parents of young children.**
 - The 45-54 age range does 30% of spending in Education in the U.S. (Ibisworld). Forecast to hit ~43 million in population by 2030. (OECD: U.S.).
- **Schools.**
 - There is an estimated **36,000 teacher vacancies** in the U.S. alone (teachershortage.com)

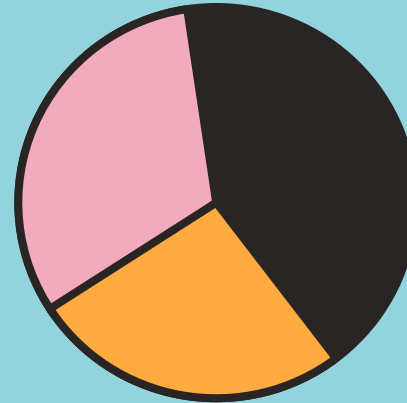
EdTech is growing!

- **Market Size:** Currently \$142.7B, with a forecasted annual growth 13% over 2023-2028.
- **Revenue:** Forecasted to reach \$348B by 2030, with a predicted 13.6% CAGR.
- Keimo is at the intersection of the content and software segments and our target demographic is the largest in EdTech; K-12, with 40% of the market.



Edtech Demographic:

- K-12
- Preschool
- University/College
- Others



Market segments:

- Content
- Software
- Hardware



Our Geniuses



Vi Vu Le
Art Director / Animator



Elliot F. Poirier



Javier Pollak

The Monkeys



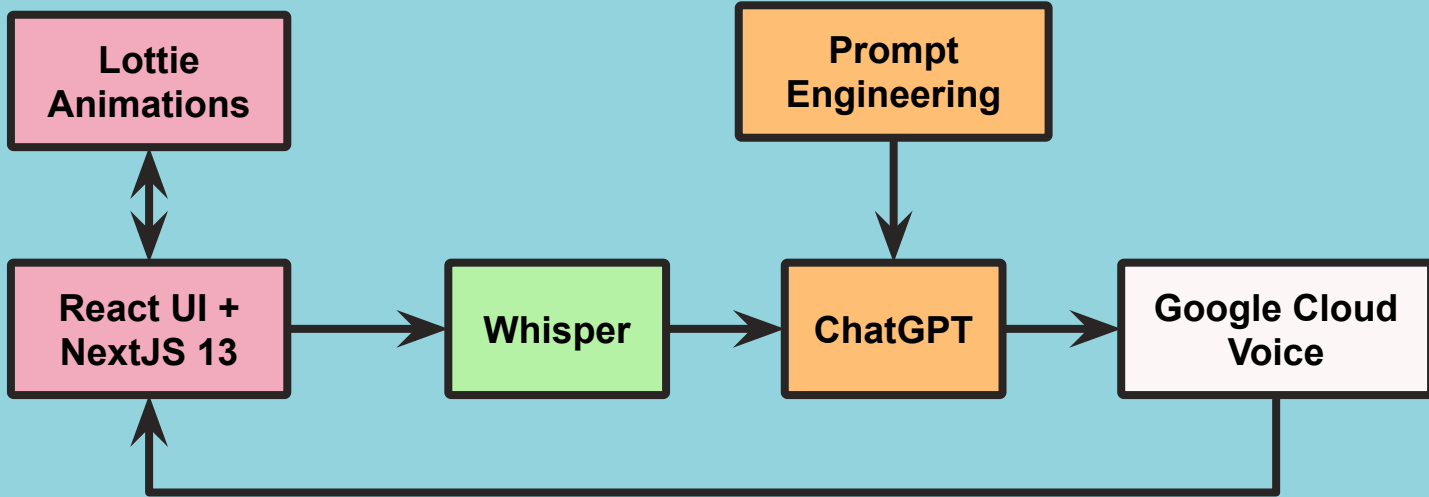
Sergio Segrera
Lead Developer



Tommy He
Lead ML engineer



Anatomy of Keimo



What's Next?

- **Next 6 months**

- Partner with schools and nonprofits.
- Perfect Keimo as the best educational medium between children and AI.

- **August 2023**

- Unveiling Keimo to the world.
- First production deployment at local partnered schools.





Keimo

