

stability.ai



**tech titans**

# Soundscaping Art

**Visualizing Audio**

# Discussion points

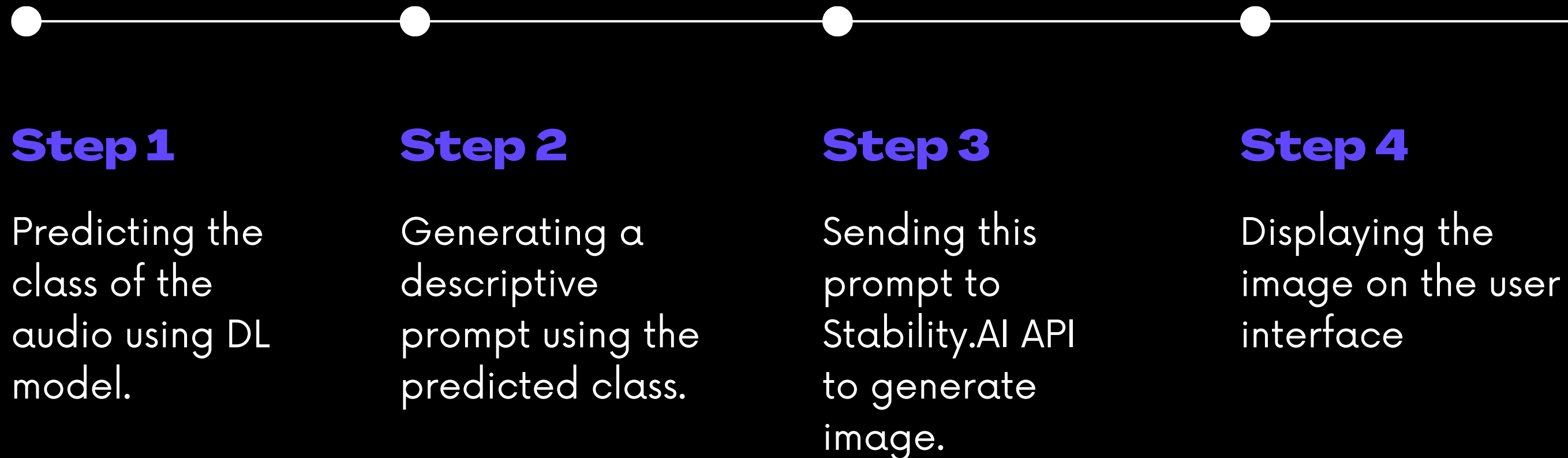
**Key topics covered in  
this presentation**

- Overview of the problem statement
- Approach Description
- Technical Details
- Results and Performance Metrics
- Business Value
- Novelty
- Future Work
- Conclusion

# Overview of problem statement

- Developing an image generator that can classify audio data into pre-defined categories and generate corresponding visual representations. We can enhance our ability to analyze and understand audio data.
- This technology could have practical applications in fields such as music and entertainment, where being able to visualize sound is essential.
- However, developing an effective image generator by classifying sound into pre-defined categories requires overcoming several technical challenges, such as accurately classifying audio data based on features such as pitch, tempo, and rhythm, and generating corresponding images that accurately represent these features.

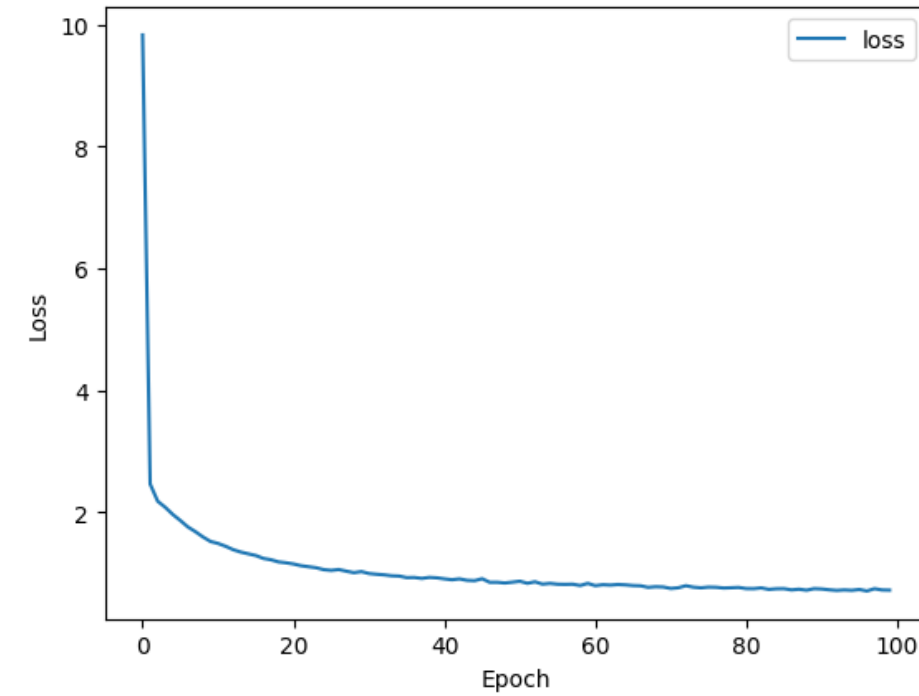
# Approach Description



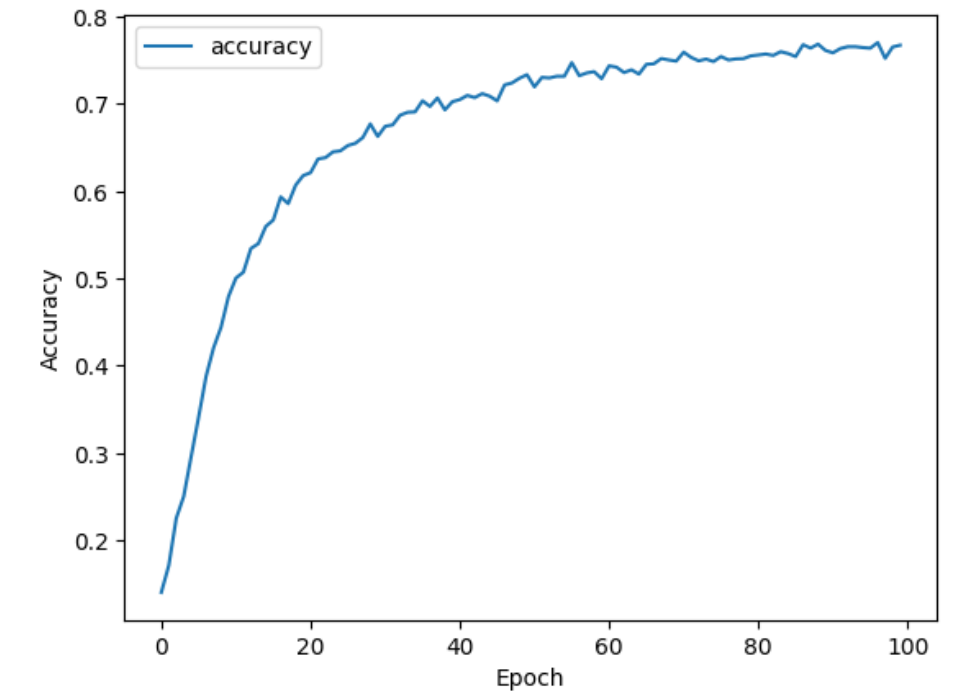
# Technical Details

- 1** A deep learning algorithm has been created with the aim of categorizing input audio files in the .wav format into 10 different classes.
- 2** A set of 10 categories has been linked with various predetermined prompts for descriptive purposes
- 3** Prompts are chosen randomly and then submitted to the DreamStudio API, which generates images
- 4** Subsequently, the resulting image is presented on the user interface.
- 5** Flask was utilized to deploy the entire application, as it offers a convenient method for creating pipelines for predictions.

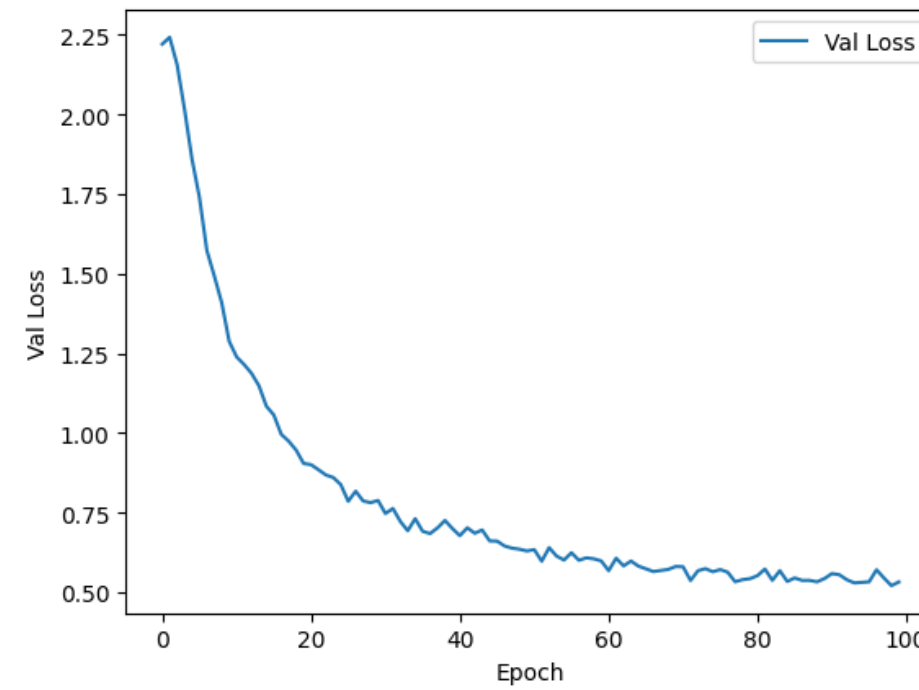
# Results and Performance Metrics



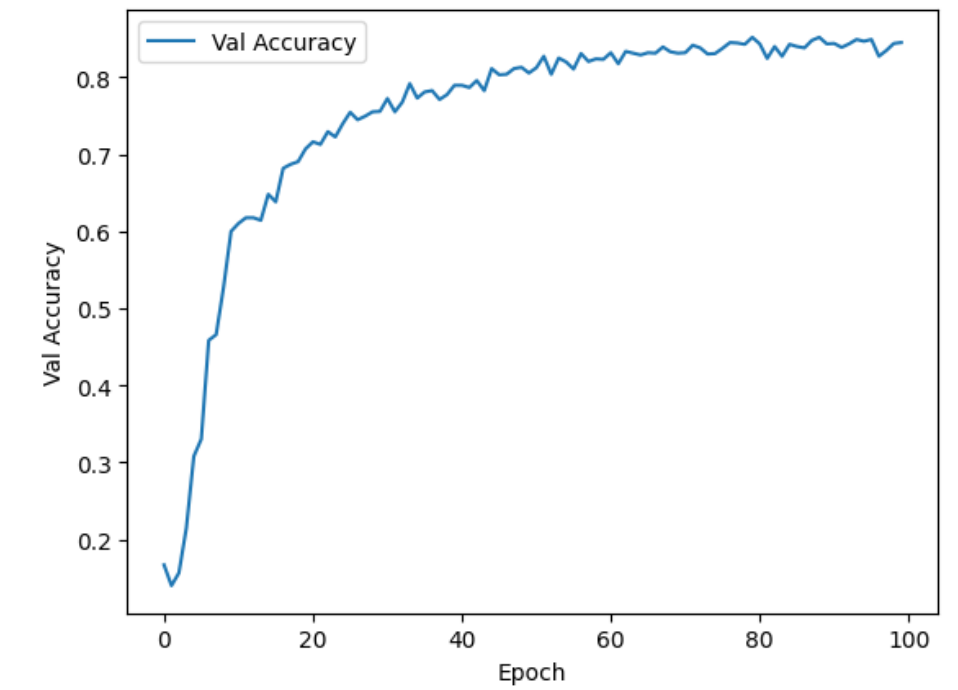
**Loss**



**Accuracy**



**Validation Loss**



**Validation Accuracy**



# Business Value

**An audio-to-image generator has the potential to create significant business value in various industries. The technology allows for the conversion of audio recordings into visual representations, which can be useful for a range of purposes such as video editing, content creation, and data analysis.**

# Industries that can be influenced by Soundscaping!

## Entertainment Industry

- This could be used to create visually engaging music videos or to enhance the overall production quality of films and TV shows.
- It could also be used to generate promotional materials for events or concerts, as well as to create custom merchandise designs.

## Education Industry

- This could be useful for creating visual aids for online courses or for enhancing the accessibility of educational content.
- It could also be used to develop interactive learning experiences or to create visualizations of complex concepts.

## Marketing Industry

- This could be used to create visually compelling content for social media platforms, websites, and advertisements.
- By converting audio recordings such as podcasts, interviews, or customer testimonials into images, businesses can increase their content output and engagement rates.





# Novelty of the project!

**Novelty is what sparks creativity and opens up new possibilities, and it's what drives progress and change**

- The audio-to-image conversion project is unique because it combines multiple technologies to create a new and innovative system.
- The use of pre-trained models for audio classification, prompt generation, and GANs for image creation is novel and has not been widely explored.
- This project brings together these technologies in a novel way to create a new method for generating images from audio input.
- Additionally, the deployment of the project on Flask for user interface provides an accessible and easy-to-use platform for users.
- The potential use cases of the system in various industries make it a highly versatile and innovative project with significant potential for impact.

# Future Work

**If its good, it can be better!**

## **improved Audio Model**

The current audio classification model used in the audio-to-image conversion project categorizes the entire audio input into different classes. However, there is a potential for improvement by developing a model that can segment the audio input into key words or phrases, and generate images based on those segments. This approach can provide more precise and specific prompts for image generation, resulting in a more personalized and accurate image output.

## **The prompt generation model can be improved using NLP Techniques!**

Currently, the prompts for image generation in the audio-to-image conversion project are being generated based on pre-defined descriptors. However, there is room for improvement by developing a model that can generate prompts in a more automated and personalized manner.

## **Classes are limited**

The audio classification model used in the audio-to-image conversion project is currently limited to only 10 classes. However, this limitation can be overcome by improving the dataset used to train the model, thereby enabling it to classify audio inputs into a larger number of classes with greater accuracy.

# Conclusion

- The audio-to-image conversion project is a novel system that combines multiple technologies to create a new method for generating images from audio input.
- The use of pre-trained models for audio classification and GANs for image creation is innovative and unique.
- The deployment of the project on Flask for user interface makes it accessible and easy-to-use for users.
- The current audio classification model used in the project is limited to 10 classes, but this limitation can be overcome by improving the dataset used to train the model.
- A potential improvement for the project is to develop a model that can segment audio input into key words or phrases, enabling more precise and personalized prompts for image generation.
- The audio-to-image conversion project has potential use cases in various industries, making it a highly versatile and impactful project.

# THANK YOU

CONTACT:

RITHURAJ NAMBIAR - RITHURAJNAMBIAR17@GMAIL.COM

CRAIG ROBERTS - CRAIG.ROBERTS.152@GMAIL.COM