

monday.com AI Hackathon - TechieStar



ChatGPT

Team Details

Introducing Team TeChieStar: Pushing the Boundaries of AI at the Hackathon!



Manikanta Gone

(manikanta6264)

Developer



Anurag Yadav

(Anurag51)

Developer



**Dhawlandra
Shrivastav**

(dhawlandra)

Developer



Ankur Hedao

(ankur_h)

Developer



Team Members

- **Manikanta Gone - monday.com Developer**
- **Ankur Hedao - monday.com Developer**
- **Dhawlandra Shrivastav - monday.com Developer**
- **Anurag Yadav - monday.com Developer**

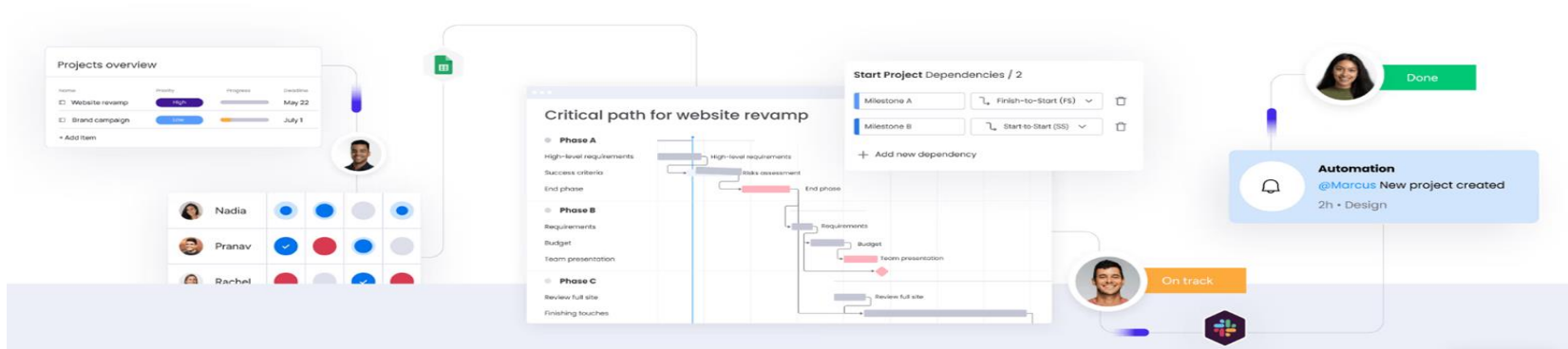


monday.com

Monday.com is a cloud-based platform that allows users to create their own applications and project management software.

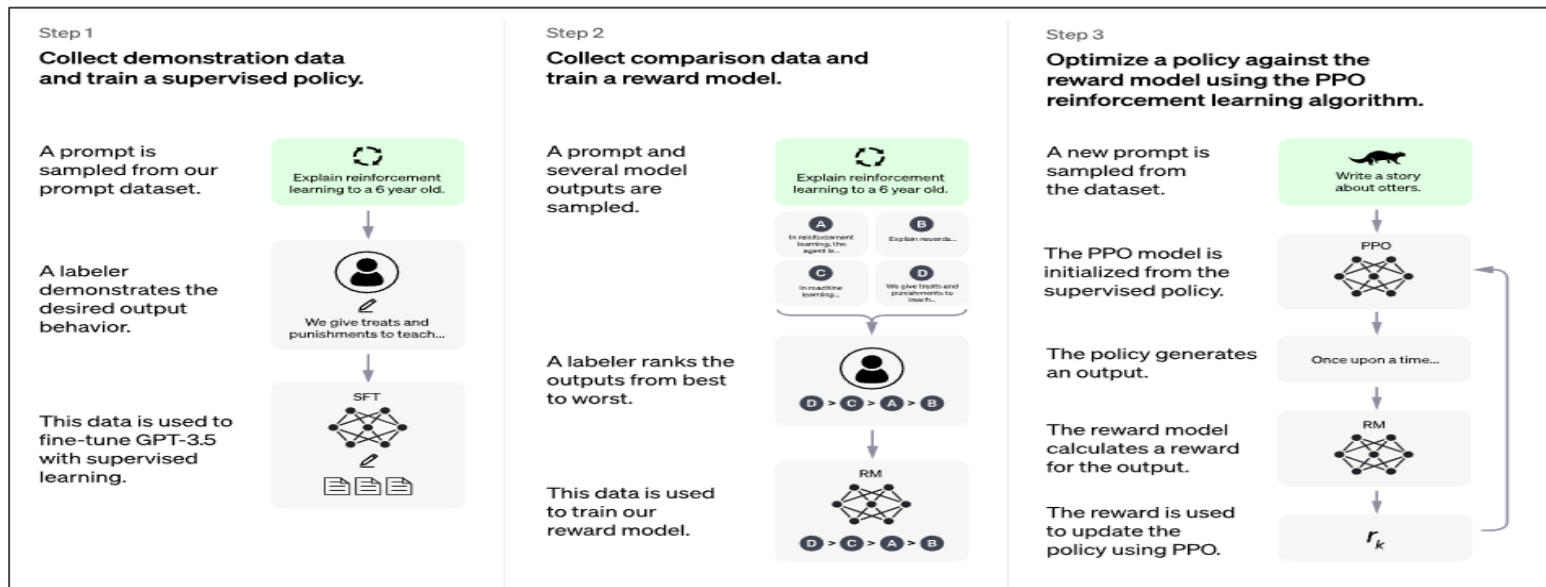
With easy-to-use building blocks like dashboards, automations, and integrations, teams are empowered to build their ideal workflow in one intuitive workspace. The platform is flexible and adaptable by design, customizable to fit any business needs, and easily scales with your organization as it grows.


With the industry-specific products - monday work management, monday sales CRM, and monday dev - organizations can easily build solutions tailored to their exact use case and team size. pellentesque eleifend.



OpenAI used - ChatGPT

ChatGPT is an artificial intelligence chatbot developed by OpenAI based on the company's Generative Pre-trained Transformer series of large language models.





Use Case - Email Content Creation using ChatGPT through monday.com and sending to concerned person

ChatGPT can be used to generate high-quality [content](#) for websites, blogs, or social media platforms in a few seconds.

It can also be used for creative writing applications, where it can help users generate unique ideas, brainstorm plots, and even write entire stories.

Monday.com along with its custom recipe integration is used to create content for the email using ChatGPT and send it to the required person.



Use Case - Email Content Creation using ChatGPT through monday.com and sending to concerned person

Use Case: Automatic Mail Writer based on Subject and Receiver's Email

Description:

This use case describes the functionality of an automatic mail writer system that generates email content based on the subject and receiver's email address provided by the user. The system aims to streamline the process of composing emails by automatically generating the body of the email based on predefined templates or rules.

Actors:

- User: The person who interacts with the automatic mail writer system to generate

Preconditions:

- The user has access to the automatic mail writer system.
- The user has a valid email account.

Basic Flow:

1. The user accesses the automatic mail writer system and logs in with their credentials.
2. The user provides the subject of the email and the receiver's email address.
3. The system validates the entered information, ensuring that the subject is not empty and the receiver's email address is in a valid format.

App Integration

With Integrations, you can turn your monday.com account into your personal work hub! The Integrations allow you to seamlessly connect monday.com to external platforms. This is done by using predefined Integration flows

This App integration is used to trigger the content of an email responded by ChatGPT through monday.com input prompt send the same email to the required person.


The screenshot shows the 'Basic Information' page for an app named 'TeChieStar'. The page is part of the 'Developer center' and includes a sidebar with navigation options like 'My Apps', 'General', 'Basic Information', 'Collaborators', 'OAuth', 'Create', and 'Features'. The main content area is titled 'Basic Information' and includes sections for 'Display Information', 'Name', 'App color', 'Short description', and 'App Credentials'. The 'Name' field contains 'TeChieStar' and the 'App color' is set to '#1C6343'. The 'Short description' field contains the text: 'This app integration is used to trigger the content of an email through Form which includes the input prompt and later on send the mail to the required audience'. The 'App Credentials' section is currently empty.

The screenshot shows the 'Features' page for the 'TeChieStar' app. The page includes a search bar for features and a 'Create Feature' button. Below this is a table listing the app's features:

Name	Type	Creator	Date
UpdateAI	Workflow	[User Icon]	Jun 19, 2023
updateForm	[Workflow Icon]	[User Icon]	Jun 20, 2023
AI Auto Email	Object	[User Icon]	Jun 21, 2023
AI Auto Email	Board header AI assistant	[User Icon]	Jun 21, 2023

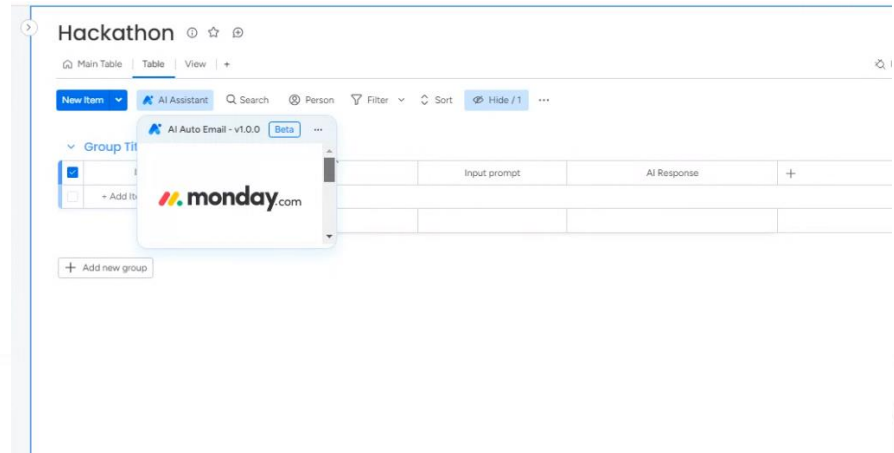
The 'Create' section shows 'Features' as the current selection, with a 'Coming soon' button. The 'Manage' section includes options for 'App Versions', 'Webhooks', and 'Install'.

Output



"External email. Open with Caution"

Subject: Request for two days' leave Dear Ameya, I am writing this email to request for a two-day leave from today, due to some personal reasons. I regret the inconvenience it may cause for the team, but I hope that you can understand my situation. I will ensure that all the pending work is completed and handed over to the respective team members before I leave. I will be available over email and phone during my absence, in case of any urgent queries or concerns. I hope to be back in the office soon and resume my routine work. Thank you for your consideration and understanding. Regards, Dhawalendra





Thank you!

