

CODE FORGE

BY - TEAM CODE HELPER



1

Problem 1

Limited Coding Assistance: Developers often face challenges when trying to find accurate and efficient solutions to complex coding problems.



2

Problem 2

Time-Consuming Debugging: Debugging code can be time-consuming, delaying project progress and affecting productivity.



3

Problem 3

Learning Curve: Beginners struggle to grasp coding concepts, and finding suitable learning resources can be overwhelming.

1

Solution 1

Comprehensive Code Assistance: Our AI-powered coding companion offers real-time solutions to complex coding problems, enhancing productivity.

2

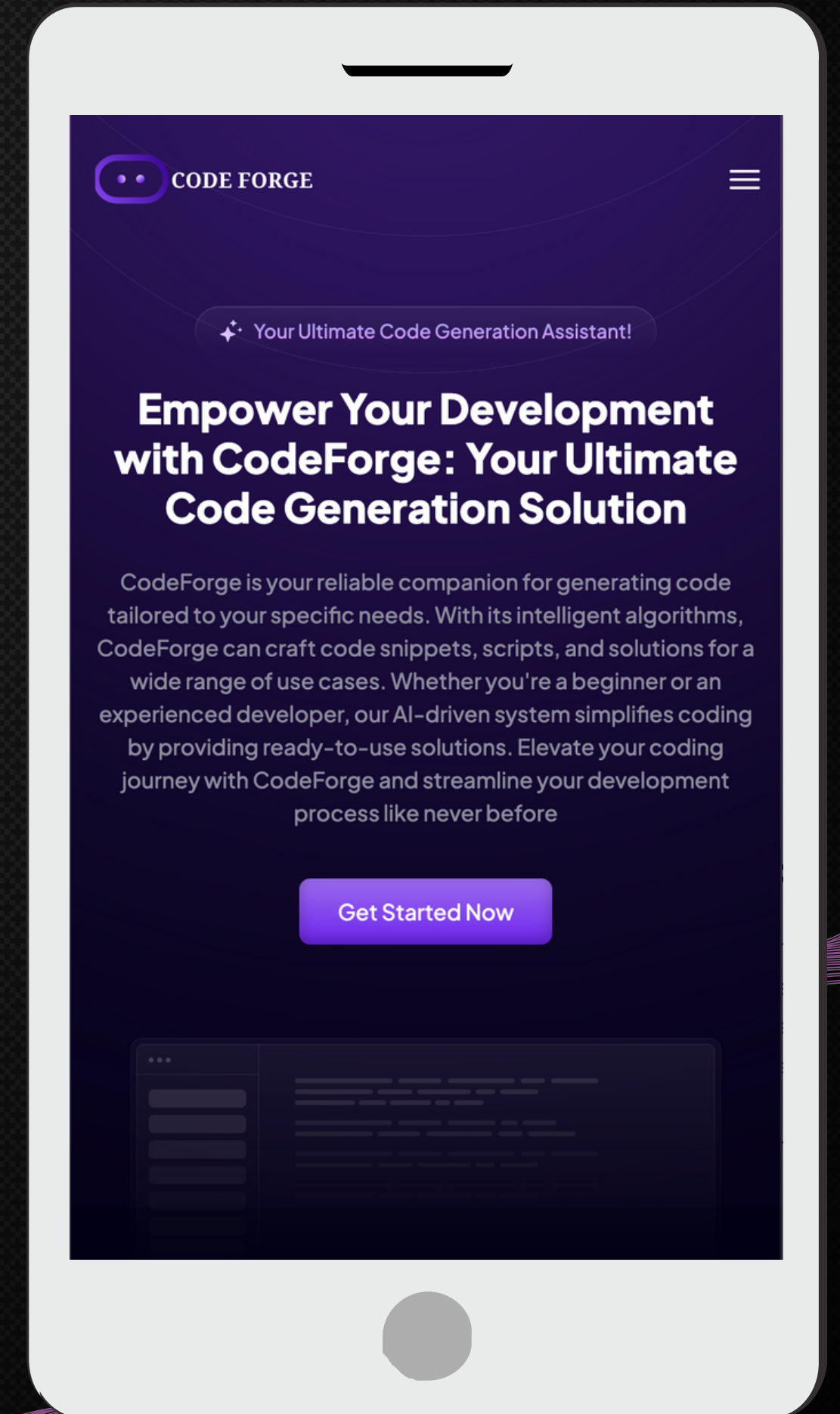
Solution 2

Efficient Debugging: Code Helper's real-time error diagnosis feature accelerates debugging, ensuring faster problem resolution.

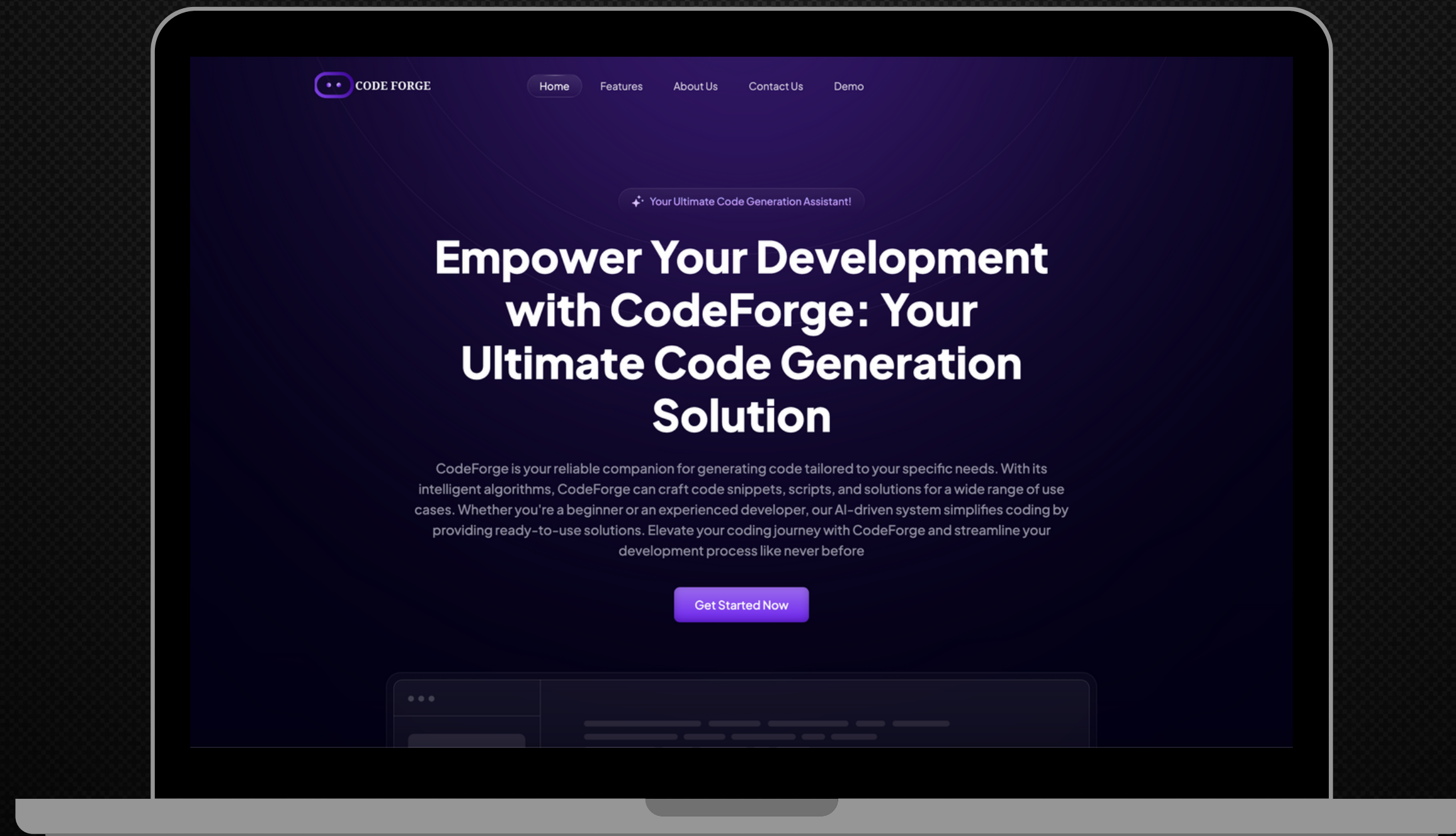
3

Solution 3

Guided Learning: Code Helper's innovative learning pathways provide a structured approach for learners to master coding concepts.



CODE FORGE



Competitive Advantages

Advantage 1

Code Helper offers personalized learning journeys, adapting to users' skill levels

Advantage 2

Code Helper's 24/7 availability ensures developers have access to coding assistance whenever they need it.

Advantage 3

Diverging from conventional solutions, Code Helper goes beyond answers, imparting problem-solving strategies that cultivate a holistic coding mindset.

Advantage 4

Code Helper can seamlessly integrate, allowing developers to transition effortlessly between coding and assistance without disruptions.

Workflow

Step 1

OPEN CODE
HELPER
CHATBOT

Step 2

ASK A
QUESTION

Step 3


SEND THE REQUEST
TO THE MODEL AND
RECEIVE RESPONSE

Step 4

DISPLAY THE
RESPONSE

Step 4

PROVIDE
FEEDBACK AS
REQUIRED



Thank You